



8-11 MAI 2008 CHAMPIONNATS D'EUROPE DE GYMNASTIQUE ARTISTIQUE MASCULINE

BILLETS A PRIX ATTRACTIFS SUR WWW.TICKETCORNER.COM

LONGINES


PARTENAIRE PRINCIPAL

Lausanne (SUI) 8 - 11 May 2008

JUDGES ASSIGNMENT

Men's Juniors - Team Competition - All-Around And Qual. For Competition 3

FRI 9 MAY 2008 - 10:00

Superior Jury

MARZOLLA Gianfranco	UEG	President
HALLER Claus	UEG	
APOLZAN Mircea Dumitru	UEG	
STRUPLER Andreas	UEG	Floor Supervisor
THINGVOLD Tom	UEG	Pommel Horse Supervisor
MACCHIA Alain	UEG	Rings Supervisor
GRECU Danut	UEG	Vault Supervisor
WISCHNIA Jacob	UEG	Parallel Bars Supervisor
ALBRECHT Holger	UEG	High Bar Supervisor



Function	Name	NOC Code
A1	LAZZARICH Diego	UEG
A2	REZIC Petar	CRO
B1	AXMAN Zdenek	CZE
B2	WILINSKI Mariusz	POL
B3	BRYNJOLFSSON Gudmundur Thor	ISL
B4	GYULAI Gergely	HUN
B5	BAGUELIN Xavier	FRA
B6	ALMEIDA PEREIRA MENDES José A.	POR
Timer	TODOROV Todor	BUL
Line 1	KUKSENKOV Yulyi	UKR
Line 2	CHATZIZISIS Konstantinos	GRE



Function	Name	NOC Code
A1	SOUSA Alvaro	UEG
A2	HUMMEL Jens	SWE
B1	METZ Helmut	GER
B2	LEVY Jacob	ISR
B3	VUKOJA Mario	CRO
B4	MOORE Simon	GBR
B5	INNOCENTI Giovanni	ITA
B6	CAGLAR Ali Eftal	TUR



Function	Name	NOC Code
A1	TOMBS Andrew	UEG
A2	PELC Zbignien	POL
B1	HODZIC LEDERER Enis	SLO
B2	CACCIVIO Mario	SUI
B3	ANGONAS Dimitrios	CYP
B4	BRANDTOFT Erik	DEN
B5	DE KOSTER René	NED
B6	BANGO Benjamin	ESP
Timer	JUCKER Kurt	SUI



Function	Name	NOC Code
A1	REIMERING Vincent	UEG
A2	DONOGHUE Denis	IRL
B1	KERDEMELIDI Valeri	RUS
B2	KONSTANTINOVICH Bronislavs	LAT
B3	MITEV Dimitar	BUL
B4	KRANZL-MÜLLER Helmut	AUT
B5	PROVIAS Nikolaos	GRE
B6	ALIYEV Elshan	AZE



Function	Name	NOC Code
A1	BERCZI Istvan	UEG
A2	POP Andrei	FIN
B1	SUCIU Ioan Silviu	ROU
B2	MURRAY Colm	IRL
B3	RUMBUTIS Sergej	SWE
B4	VARGA Gabriel	SVK
B5	FURNELLE Jean-Marie	BEL
B6	NANKOE Raymond	NED
Line 1	TOMASSON Bjorn Magnus	ISL









Function	Name	NOC Code
A1	MICKEVICS Arturs	UEG
A2	POP Augustin	ROU
B1	GONZALEZ CORROCHANO F.	ESP
B2	MAKUTS Bogdan	UKR
B3	SOSNIN Valerij	LTU
B4	NIADBALSKI Mikalai	BLR
B5	HOLOPAINEN Mika	FIN
B6	KODRIC Severin	SLO

Lausanne (SUI) 8 - 11 May 2008

RESULTS

Men's Juniors - Team Competition - All-Around And Qual. For Competition 3

FRI 9 MAY 2008 - 18:00

Rank	NOC							Total
1	GBR - Great Britain	44.075 (1)	<u>45.100</u> (1)	43.200 (2)	47.375 (1)	43.875 (1)	41.850 (3)	265.475
2	RUS - Russia	<u>42.850</u> (4)	43.700 (2)	43.100 (3)	46.800 (3)	43.800 (2)	43.050 (1)	263.300
3	GER - Germany	<u>42.025</u> (7)	42.975 (3)	41.225 (9)	46.400 (6)	43.625 (3)	42.225 (2)	258.475
4	SUI - Switzerland	43.075 (3)	40.525 (6)	<u>41.775</u> (6)	45.850 (8)	42.625 (5)	41.425 (5)	255.275
5	UKR - Ukraine	41.525 (9)	<u>42.750</u> (4)	42.150 (5)	45.700 (10)	42.200 (6)	40.750 (8)	255.075
6	ESP - Spain	42.800 (5)	37.900 (15)	43.500 (1)	46.600 (4)	<u>41.600</u> (10)	40.575 (11)	252.975
7	GRE - Greece	43.725 (2)	38.500 (14)	42.200 (4)	<u>46.350</u> (7)	41.375 (11)	40.750 (8)	252.900
8	FRA - France	41.375 (10)	39.050 (10)	39.975 (14)	<u>46.875</u> (2)	42.800 (4)	40.875 (7)	250.950
9	BLR - Belarus	38.425 (18)	41.725 (5)	41.375 (8)	45.425 (12)	42.000 (8)	<u>41.475</u> (4)	250.425
10	ROU - Romania	41.850 (8)	38.725 (12)	<u>41.200</u> (10)	46.550 (5)	42.075 (7)	39.675 (15)	250.075
11	HUN - Hungary	39.250 (15)	40.150 (9)	40.800 (11)	44.350 (14)	<u>41.975</u> (9)	41.225 (6)	247.750
12	ITA - Italy	40.125 (12)	40.225 (8)	<u>40.700</u> (12)	45.025 (13)	41.350 (12)	40.025 (14)	247.450
13	POR - Portugal	39.875 (13)	40.250 (7)	41.550 (7)	42.725 (19)	40.625 (13)	<u>38.675</u> (18)	243.700
14	NED - Netherlands	<u>42.300</u> (6)	38.975 (11)	38.850 (17)	45.850 (8)	40.375 (14)	37.325 (23)	243.675
15	BEL - Belgium	38.625 (17)	38.525 (13)	40.575 (13)	<u>43.525</u> (17)	39.025 (19)	40.450 (12)	240.725
16	LTU - Lithuania	38.025 (23)	36.925 (16)	39.125 (15)	43.875 (16)	40.200 (16)	<u>40.750</u> (8)	238.900
17	AUT - Austria	39.600 (14)	<u>34.350</u> (23)	38.875 (16)	45.500 (11)	40.275 (15)	40.075 (13)	238.675
18	BUL - Bulgaria	39.100 (16)	<u>34.825</u> (22)	38.075 (19)	44.050 (15)	39.375 (18)	39.325 (16)	234.750
19	TUR - Turkey	38.225 (20)	36.800 (17)	36.325 (21)	42.450 (23)	39.650 (17)	<u>39.100</u> (17)	232.550
20	POL - Poland	38.325 (19)	35.075 (21)	38.500 (18)	<u>42.075</u> (24)	38.850 (20)	37.950 (19)	230.775
21	CRO - Croatia	40.450 (11)	36.150 (18)	36.425 (20)	42.700 (20)	<u>34.100</u> (28)	37.725 (20)	227.550
22	CZE - Czech Republic	37.200 (26)	35.250 (20)	<u>35.650</u> (22)	42.575 (21)	37.875 (22)	37.625 (21)	226.175
23	CYP - Cyprus	37.125 (27)	31.325 (28)	35.125 (23)	42.900 (18)	<u>38.125</u> (21)	37.525 (22)	222.125
24	FIN - Finland	38.075 (22)	<u>33.625</u> (25)	31.925 (27)	41.600 (26)	37.700 (23)	37.125 (24)	220.050
25	DEN - Denmark	38.225 (20)	31.475 (27)	33.325 (26)	42.575 (21)	<u>36.475</u> (25)	36.600 (25)	218.675
26	NOR - Norway	37.775 (24)	33.975 (24)	<u>33.400</u> (25)	41.725 (25)	35.975 (26)	34.700 (26)	217.550
27	SLO - Slovenia	<u>37.650</u> (25)	31.575 (26)	25.725 (28)	38.875 (28)	35.350 (27)	33.300 (27)	202.475
28	IRL - Ireland	26.700 (28)	35.825 (19)	33.700 (24)	41.275 (27)	36.825 (24)	<u>13.075</u> (28)	187.400

Note:
Underlined totals indicate starting apparatus.

Legend:

Q Qualified for Team Final







 Floor  Pommel Horse  Rings  Vault  Parallel Bars  Horizontal Bar

Lausanne (SUI) 8 - 11 May 2008

RESULTS

Men's Juniors - Team Competition - All-Around And Qual. For Competition 3

FRI 9 MAY 2008 - 18:00







Rank	Bib	NOC Name							Total	Ind. Ran
1 GBR - Great Britain										
	66	KEATINGS Daniel	14.800	15.825	14.450	15.800	14.875	13.950	89.700	(1)
	67	PURVIS Daniel	14.650	14.300	14.475	15.725	14.550	13.900	87.600	(2)
	68	SEAGER Theo	14.625		13.025	15.850		13.850	57.350	(93)
	69	OLDHAM Sam	14.275	14.275	14.275	14.900	14.150	14.000	85.875	(7)
	70	PEARSON Reece		14.975			14.450		29.425	(133)
		Total	44.075 (1)	45.100 (1)	43.200 (2)	47.375 (1)	43.875 (1)	41.850 (3)	265.475	
2 RUS - Russia										
	146	PAKHOMENKO Igor	14.500	14.650	13.550	15.700	13.300	14.175	85.875	(7)
	147	IGNATENKOV Kirill	13.875			12.750	14.625	14.400	55.650	(96)
	148	GARIBOV Amin	13.575	13.825	14.500	14.925	14.775	14.450	86.050	(4)
	149	BELYAVSKIY David	14.475	11.575	14.100	16.175	14.400	14.200	84.925	(12)
	150	PETROV Matvey		15.225	14.500				29.725	(132)
		Total	42.850 (4)	43.700 (2)	43.100 (3)	46.800 (3)	43.800 (2)	43.050 (1)	263.300	
3 GER - Germany										
	71	KRIMMER Sebastian	14.125	14.450	13.225	14.950	14.650	13.500	84.900	(13)
	72	SORRER Philip	13.475	14.675	14.000	14.900	14.575	13.850	85.475	(10)
	73	BYKOV Ivan	14.375	13.500		15.750	13.775		57.400	(92)
	74	TOBA Andreas	13.525	13.850	14.000	15.700	14.400	14.200	85.675	(9)
	75	WITTENBERG-VOGES Max			12.250			14.175	26.425	(136)
		Total	42.025 (7)	42.975 (3)	41.225 (9)	46.400 (6)	43.625 (3)	42.225 (2)	258.475	
4 SUI - Switzerland										
	156	FISCHER Lucas	14.675	12.925	14.225	15.375	14.300	11.850	83.350	(17)
	157	HONAUER Silvan	14.050	13.850	13.325	15.175	14.500	13.500	84.400	(14)
	158	NÜTZI Simon	13.975	11.625	13.750	15.075		14.075	68.500	(67)
	159	ROSSI Kevin	14.350		13.800	15.300	13.825		57.275	(94)
	160	STILLHART Mirco		13.750			13.350	13.850	40.950	(119)
		Total	43.075 (3)	40.525 (6)	41.775 (6)	45.850 (8)	42.625 (5)	41.425 (5)	255.275	
5 UKR - Ukraine										
	176	PAKHNYUK Petro	13.775	14.500	14.300	15.675	13.850	13.925	86.025	(5)
	177	STEPANENKO Viktor		14.525	13.800		14.575		42.900	(115)
	178	YAROSLAVTSEV V.	14.450		14.050	15.125		13.350	56.975	(95)
	179	PETROSIAN H.	13.250	13.700	13.550	14.900	13.775	13.475	82.650	(21)
	180	SYENICHKIN A.	13.300	13.725		14.425	13.725	13.325	68.500	(67)
		Total	41.525 (9)	42.750 (4)	42.150 (5)	45.700 (10)	42.200 (6)	40.750 (8)	255.075	

Lausanne (SUI) 8 - 11 May 2008

RESULTS

Men's Juniors - Team Competition - All-Around And Qual. For Competition 3

FRI 9 MAY 2008 - 18:00







Rank	Bib	NOC Name							Total	Ind. Ran
6 ESP - Spain										
	51	BAZAN Christian	14.500	12.275	15.125	15.825	14.600	13.625	85.950	(6)
	52	LOPEZ Ruben	14.175	10.450	13.675	14.825	13.175	12.500	78.800	(38)
	53	NAVARRO Enrique		12.725	14.700	15.600	13.025	13.175	69.225	(64)
	54	BERMEJO Eduardo	14.125	12.900	13.100	15.175	13.825		69.125	(66)
	55	GONZALEZ Fabian	14.025					13.775	27.800	(134)
Total			42.800 (5)	37.900 (15)	43.500 (1)	46.600 (4)	41.600 (10)	40.575 (11)	252.975	
7 GRE - Greece										
	91	KEKELOS Stravos	14.750	11.875	13.275	15.850	13.850	13.825	83.425	(16)
	92	KOSMIDIS Eleftherios	15.400	12.425	14.450	15.700	13.800	10.925	82.700	(20)
	93	KARANTONAS K.		13.675			13.725	13.850	41.250	(118)
	94	PETROUNIAS E.	13.575		14.475	14.800			42.850	(116)
	95	GEORGIADIS G.	13.050	12.400	12.700	14.600	13.400	13.075	79.225	(36)
Total			43.725 (2)	38.500 (14)	42.200 (4)	46.350 (7)	41.375 (11)	40.750 (8)	252.900	
8 FRA - France										
	61	AUGIS Axel	13.150	12.500	13.125	14.300	14.950	13.800	81.825	(25)
	62	JORDAN Mathieu	14.375			16.250	12.550		43.175	(114)
	63	LIMA Mauricio	13.175	8.200	12.600	15.600	13.600	12.850	76.025	(46)
	64	PETER Bastian		13.750	13.325		14.250	13.975	55.300	(98)
	65	ZONA Jim	13.825	12.800	13.525	15.025		13.100	68.275	(70)
Total			41.375 (10)	39.050 (10)	39.975 (14)	46.875 (2)	42.800 (4)	40.875 (7)	250.950	
9 BLR - Belarus										
	21	PRISTAUKA Aliaksandr	12.475	14.050	13.925	13.700	14.275	14.125	82.550	(22)
	22	BYKAU Artsiom	12.250	14.425	13.350	15.150	14.025	13.750	82.950	(18)
	23	BULAUSKI Pavel	13.075	13.250	14.100	15.000			55.425	(97)
	24	HARAVETS Kiryl		13.200			13.675	13.600	40.475	(121)
	25	VERBAVITSKI U.	12.875			15.275	13.700	12.400	54.250	(100)
Total			38.425 (18)	41.725 (5)	41.375 (8)	45.425 (12)	42.000 (8)	41.475 (4)	250.425	
10 ROU - Romania										
	141	COTUNA Vlad	14.475	12.525	14.175	15.750	14.350	14.025	85.300	(11)
	142	BURDUHOSU Cornel	13.625	12.850	13.550	15.600		12.525	68.150	(72)
	143	MUTIU Stefan	13.750		13.475	15.200	13.875	11.975	68.275	(70)
	144	NISTOR Laurentiu		12.900			13.775	13.125	39.800	(122)
	145	MARINESCU Stefan	13.275	12.975	13.200	14.100	13.850		67.400	(77)
Total			41.850 (8)	38.725 (12)	41.200 (10)	46.550 (5)	42.075 (7)	39.675 (15)	250.075	

Lausanne (SUI) 8 - 11 May 2008

RESULTS

Men's Juniors - Team Competition - All-Around And Qual. For Competition 3

FRI 9 MAY 2008 - 18:00







Rank	Bib	NOC Name							Total	Ind. Ran
11		HUN - Hungary								
	76	TALAS Bence	13.125	13.750	13.275	14.600	13.725	13.050	81.525	(26)
	77	VECSERNYES David	12.975	13.050		14.550	13.650	14.150	68.375	(69)
	78	VADASZFI Akos	13.150		13.700	15.050			41.900	(117)
	79	DUKA F. Artur	12.425	13.250	13.600	14.700	14.200	14.025	82.200	(23)
	80	VLACSIL A.		13.150	13.500		14.050	12.200	52.900	(101)
		Total	39.250 (15)	40.150 (9)	40.800 (11)	44.350 (14)	<u>41.975</u> (9)	41.225 (6)	247.750	
12		ITA - Italy								
	96	CINGOLANI Andrea	13.450	13.650	14.000	15.550	13.575	13.325	83.550	(15)
	97	PIAVE Simone	13.075			15.025	13.875	13.100	55.075	(99)
	98	MAGLIONI Fabio	13.325	13.100	13.225	14.450	11.925	13.600	79.625	(33)
	99	DESOLATI Jacopo	13.350	12.050	13.475	14.075	13.900	12.625	79.475	(34)
	100	ANDI Valerio		13.475	13.025				26.500	(135)
		Total	40.125 (12)	40.225 (8)	<u>40.700</u> (12)	45.025 (13)	41.350 (12)	40.025 (14)	247.450	
13		POR - Portugal								
	136	SIMÕES Gustavo	14.175	14.425	15.100	15.125	14.400	13.275	86.500	(3)
	137	ROMERO Diogo	12.850	13.175	12.650	13.900	13.000	12.200	77.775	(43)
	138	GOMES Francisco	12.850		13.650			13.200	39.700	(123)
	139	GOMES Pedro	12.350	12.650	12.800	13.700	13.225		64.725	(80)
		Total	39.875 (13)	40.250 (7)	41.550 (7)	42.725 (19)	40.625 (13)	<u>38.675</u> (18)	243.700	
14		NED - Netherlands								
	121	DEURLOO Bart	14.275	13.575	13.475	15.450	13.575	10.900	81.250	(27)
	122	SMINK Glenn	14.100	13.425	12.675	14.750	13.150		68.100	(73)
	123	TELUSSA Jeffrey	13.925		12.175	15.650	13.650	12.025	67.425	(76)
	124	DE VRIES Boudewijn		11.975				13.425	25.400	(139)
	125	BLETTERMAN Michel	13.625	11.875	12.700	13.825	5.300	11.875	69.200	(65)
		Total	<u>42.300</u> (6)	38.975 (11)	38.850 (17)	45.850 (8)	40.375 (14)	37.325 (23)	243.675	
15		BEL - Belgium								
	16	GENTGES Gilles	12.600	11.675	13.750	14.425	12.250	13.275	77.975	(41)
	17	BOURGOIS Jeremy	12.600	13.300	13.400	14.525	13.625	13.700	81.150	(29)
	18	SCHROE Kristof	12.975	13.550	12.250	14.575	12.175	12.600	78.125	(40)
	19	VERBAEYS Jimmy	13.050	11.050				13.475	37.575	(127)
	20	TOEBACK Jonas			13.425	14.275	13.150		40.850	(120)
		Total	38.625 (17)	38.525 (13)	40.575 (13)	<u>43.525</u> (17)	39.025 (19)	40.450 (12)	240.725	

Lausanne (SUI) 8 - 11 May 2008

RESULTS

Men's Juniors - Team Competition - All-Around And Qual. For Competition 3

FRI 9 MAY 2008 - 18:00







Rank	Bib	NOC Name							Total	Ind. Ran
16 LTU - Lithuania										
	106	GUSCINAS Rokas	13.100	13.175	13.700	14.775	14.000	14.150	82.900	(19)
	107	PRUSINSKAS Patrikas	12.800	11.825	12.975	14.850	12.775	13.600	78.825	(37)
	108	STOSKUS Arnas	12.125	11.875	12.450	14.025	12.325	12.775	75.575	(48)
	109	ESAULOV Vladislav	12.000	11.875	12.250	14.250	13.425	13.000	76.800	(45)
		Total	38.025 (23)	36.925 (16)	39.125 (15)	43.875 (16)	40.200 (16)	40.750 (8)	238.900	
17 AUT - Austria										
	6	AUER Roland		11.250	12.200		13.375	13.550	50.375	(106)
	7	DECKER Matthias	13.050	11.525	12.875	14.725	13.625	12.925	78.725	(39)
	8	EGERMANN Julian	12.450	10.775		15.175	13.275		51.675	(105)
	9	ROSSI Gabriel	14.100	11.575	13.800	15.600	13.250	13.600	81.925	(24)
	10	SCHWAB Matthias	12.250		11.100	14.000		11.575	48.925	(111)
		Total	39.600 (14)	34.350 (23)	38.875 (16)	45.500 (11)	40.275 (15)	40.075 (13)	238.675	
18 BUL - Bulgaria										
	26	MANOLOV Pavel		10.775	13.125		13.075	12.950	49.925	(109)
	27	SMILENOV Smilen	12.375	11.925	10.300		12.075		46.675	(112)
	28	VELEV Kristian			11.850	14.650	12.950	12.975	52.425	(103)
	29	VALCHEV Velislav	13.150	12.125	13.100	14.600	13.350	13.400	79.725	(32)
	30	STOIMENOV Emil	13.575	5.850		14.800		12.425	46.650	(113)
		Total	39.100 (16)	34.825 (22)	38.075 (19)	44.050 (15)	39.375 (18)	39.325 (16)	234.750	
19 TUR - Turkey										
	171	SANLI Ozgur	12.750	12.975	12.750	14.850	13.300	12.725	79.350	(35)
	172	ARICAN Ferhat	13.075	12.375	11.700	13.825	13.625	13.325	77.925	(42)
	173	KARAKUS Mesut	12.400	11.450	11.875	13.775	12.725	13.050	75.275	(49)
		Total	38.225 (20)	36.800 (17)	36.325 (21)	42.450 (23)	39.650 (17)	39.100 (17)	232.550	
20 POL - Poland										
	131	REGINIAK Bertosz	12.750	12.625	14.275	14.650	13.000	13.425	80.725	(31)
	132	JARZABEK Piotr	13.200	10.900	11.700	13.625	12.800	12.350	74.575	(52)
	133	PYRZ Sebastian		9.150	11.275			11.325	31.750	(130)
	134	NOWAK Tomasz	11.675	11.550		13.800	12.975		50.000	(107)
	135	KIELBIK Piotr	12.375		12.525	0.000	12.875	12.175	49.950	(108)
		Total	38.325 (19)	35.075 (21)	38.500 (18)	42.075 (24)	38.850 (20)	37.950 (19)	230.775	

Lausanne (SUI) 8 - 11 May 2008

RESULTS

Men's Juniors - Team Competition - All-Around And Qual. For Competition 3

FRI 9 MAY 2008 - 18:00







Rank	Bib	NOC Name							Total	Ind. Ran
21		CRO - Croatia								
	31	DUSPARA Josip	12.825	12.625	11.750	13.925	8.250	11.825	71.200	(60)
	32	NOVAK Matiza	14.050	11.950	12.400	14.825		10.850	64.075	(81)
	33	PLAFTARIC Marko					12.825	13.250	26.075	(138)
	34	BARON Matija			12.275	13.750		12.650	38.675	(124)
	35	BOROSA Filip	13.575	11.575		13.950	13.025		52.125	(104)
		Total	40.450 (11)	36.150 (18)	36.425 (20)	42.700 (20)	34.100 (28)	37.725 (20)	227.550	
22		CZE - Czech Republic								
	41	BOMER Jiri	12.775	12.525	11.500	12.400	12.725	12.450	74.375	(53)
	42	BRABLIK Richard	11.725	11.375	12.200	14.575	12.700	12.550	75.125	(50)
	43	PESEK Tomas	12.400		11.950	14.300	12.450	12.625	63.725	(83)
	44	PAZDERA Martin		11.125					11.125	(140)
	45	VESELY Jiri	12.025	11.350	11.025	13.700	12.400	10.750	71.250	(59)
		Total	37.200 (26)	35.250 (20)	35.650 (22)	42.575 (21)	37.875 (22)	37.625 (21)	226.175	
23		CYP - Cyprus								
	36	KRASIAS Dimitris	13.200	11.675	13.075	14.650	14.575	14.000	81.175	(28)
	37	PARPAS Giannos	11.650	9.225	4.775	13.650	1.450	11.950	52.700	(102)
	38	MOUSOUPETROU Gergios	12.275		11.350	14.600	12.050	10.675	60.950	(86)
	39	PAPAEURIPIDOU Xenios	10.925	10.425	10.700	12.975	11.500	11.575	68.100	(73)
		Total	37.125 (27)	31.325 (28)	35.125 (23)	42.900 (18)	38.125 (21)	37.525 (22)	222.125	
24		FIN - Finland								
	56	PEKKANEN Jarkko	12.075	12.400	10.200	13.800	12.125		60.600	(89)
	57	KANERVA Juko	13.100	11.375		12.525	12.900	11.200	61.100	(85)
	58	HARTMAN Samuel	12.600	9.700	11.450	13.675		13.425	60.850	(88)
	59	NIVA Heikki	12.375	9.850	10.275		12.650	12.500	57.650	(91)
	60	JUSSILA Jerry				14.125	12.150		26.275	(137)
		Total	38.075 (22)	33.625 (25)	31.925 (27)	41.600 (26)	37.700 (23)	37.125 (24)	220.050	
25		DEN - Denmark								
	46	WINTHER Joachim	12.775	11.775	11.350	13.800	11.300	12.625	73.625	(54)
	47	KRISTENSEN Andreas	12.500	9.375	11.950	14.775	12.300		60.900	(87)
	48	FULGSIG Marcus	12.950	10.325	10.025	14.000	12.575	11.600	71.475	(58)
	49	HANSEN Simon		4.800	9.600		11.600	12.375	38.375	(125)
	50	RYDBERG Kasper	12.325			13.100		10.025	35.450	(128)
		Total	38.225 (20)	31.475 (27)	33.325 (26)	42.575 (21)	36.475 (25)	36.600 (25)	218.675	

Lausanne (SUI) 8 - 11 May 2008

RESULTS

Men's Juniors - Team Competition - All-Around And Qual. For Competition 3

FRI 9 MAY 2008 - 18:00

Rank	Bib	NOC Name							Total	Ind. Ran
26		NOR - Norway								
126		SKJERAHAUG Stian	12.875	10.875	11.125	13.900	12.800	<i>10.450</i>	72.025	(57)
127		ANDREASSEN Hakon	12.475	11.775	<i>2.050</i>	13.825	12.275	11.125	63.525	(84)
128		CONRADI Marcus	12.425	11.325	11.200	<i>13.675</i>	10.900	10.775	70.300	(62)
129		KRISTENSEN Steffen			11.075	14.000		12.800	37.875	(126)
		Total	37.775 (24)	33.975 (24)	<u>33.400</u> (25)	41.725 (25)	35.975 (26)	34.700 (26)	217.550	
27		SLO - Slovenia								
151		ALHADY Omar	12.200	9.875	9.900	12.175	11.575	10.950	66.675	(78)
152		ZUNKO Zan	12.600	10.300	5.500	13.800	12.750	11.225	66.175	(79)
153		STEVANOVIC Ziko	12.850	11.400	10.325	12.900	11.025	11.125	69.625	(63)
		Total	<u>37.650</u> (25)	31.575 (26)	25.725 (28)	38.875 (28)	35.350 (27)	33.300 (27)	202.475	
28		IRL - Ireland								
81		RELLIS Geoff	12.425		10.700	13.875	12.125		49.125	(110)
82		CAFFREY Rory		11.200		12.775	<i>7.100</i>		31.075	(131)
83		O'CONNOR Christopher		11.400	10.450		11.350		33.200	(129)
84		SEBASTIAN Rohan	14.275	13.225	12.550	14.625	13.350	13.075	81.100	(30)
		Total	26.700 (28)	35.825 (19)	33.700 (24)	41.275 (27)	36.825 (24)	<u>13.075</u> (28)	187.400	

Note:
Underlined totals indicate starting apparatus.
Italics indicate the low (non-counting) score.

Legend:

Ind. Individual

Q Qualified for Team Final



Floor



Pommel Horse



Rings



Vault



Parallel Bars



Horizontal Bar

Lausanne (SUI) 8 - 11 May 2008

RESULTS

Men's Juniors - Team Competition - All-Around And Qual. For Competition 3

FRI 9 MAY 2008 - 18:00



Rank	Bib	Name	NOC Code	A Score	B Score	Pen	Total
1	92	KOSMIDIS Eleftherios	GRE	6.300	9.100		15.400 Q
2	66	KEATINGS Daniel	GBR	5.800	9.000		14.800 Q
3	91	KEKELOS Stravos	GRE	6.000	8.750		14.750 Q
4	156	FISCHER Lucas	SUI	5.700	8.975		14.675 Q
5	67	PURVIS Daniel	GBR	5.900	8.750		14.650 Q
6	68	SEAGER Theo	GBR	5.900	8.825	0.1	14.625
7	146	PAKHOMENKO Igor	RUS	5.700	8.800		14.500 Q
8	51	BAZAN Christian	ESP	6.100	8.400		14.500 Q
9	141	COTUNA Vlad	ROU	5.900	8.575		14.475 Q
10	149	BELYAVSKIY David	RUS	5.900	8.575		14.475 R
11	178	YAROSLAVTSEV V.	UKR	6.000	8.450		14.450 R
12	62	JORDAN Mathieu	FRA	6.000	8.675	0.3	14.375 R
13	73	BYKOV Ivan	GER	5.800	8.575		14.375
14	159	ROSSI Kevin	SUI	5.500	8.850		14.350
15	166	STENBERG Mans	SWE	5.400	8.900		14.300
16	69	OLDHAM Sam	GBR	5.600	8.675		14.275
17	84	SEBASTIAN Rohan	IRL	5.600	8.675		14.275
18	121	DEURLOO Bart	NED	5.900	8.375		14.275
19	52	LOPEZ Ruben	ESP	5.400	8.775		14.175
20	136	SIMOES Gustavo	POR	5.700	8.475		14.175
21	71	KRIMMER Sebastian	GER	5.400	8.725		14.125
22	54	BERMEJO Eduardo	ESP	5.600	8.525		14.125
23	122	SMINK Glenn	NED	5.400	8.700		14.100
24	9	ROSSI Gabriel	AUT	5.600	8.500		14.100
25	32	NOVAK Matiza	CRO	5.100	8.950		14.050
26	157	HONAUER Silvan	SUI	5.300	8.850	0.1	14.050
27	55	GONZALEZ Fabian	ESP	5.200	8.825		14.025
28	158	NÜTZI Simon	SUI	5.300	8.675		13.975
29	123	TELUSSA Jeffrey	NED	5.300	8.625		13.925
30	147	IGNATENKOV Kirill	RUS	5.500	8.375		13.875
31	65	ZONA Jim	FRA	5.500	8.425	0.1	13.825
32	176	PAKHNYUK Petro	UKR	5.500	8.275		13.775
33	143	MUTIU Stefan	ROU	5.500	8.250		13.750
34	142	BURDUHOSU Cornel	ROU	5.100	8.525		13.625
35	125	BLETTERMAN Michel	NED	5.200	8.525	0.1	13.625
36	35	BOROSA Filip	CRO	5.000	8.575		13.575
37	30	STOIMENOV Emil	BUL	5.100	8.475		13.575
38	94	PETROUNIAS E.	GRE	5.200	8.375		13.575
39	148	GARIBOV Amin	RUS	5.400	8.175		13.575
40	74	TOBA Andreas	GER	5.500	8.025		13.525
41	72	SORRER Philip	GER	5.100	8.375		13.475
42	96	CINGOLANI Andrea	ITA	5.800	7.750	0.1	13.450
43	99	DESOLATI Jacopo	ITA	4.600	8.750		13.350

Lausanne (SUI) 8 - 11 May 2008

RESULTS

Men's Juniors - Team Competition - All-Around And Qual. For Competition 3

FRI 9 MAY 2008 - 18:00



Rank	Bib	Name	NOC Code	A Score	B Score	Pen	Total
44	98	MAGLIONI Fabio	ITA	4.600	8.825	0.1	13.325
45	180	SYENICHKIN A.	UKR	5.500	7.800		13.300
46	145	MARINESCU Stefan	ROU	5.100	8.175		13.275
47	179	PETROSIAN H.	UKR	5.000	8.250		13.250
48	132	JARZABEK Piotr	POL	4.300	8.900		13.200
49	36	KRASIAS Dimitris	CYP	4.900	8.300		13.200
50	63	LIMA Mauricio	FRA	5.300	7.875		13.175
51	78	VADASZFI Akos	HUN	4.900	8.250		13.150
52	29	VALCHEV Velislav	BUL	5.100	8.050		13.150
53	61	AUGIS Axel	FRA	5.400	7.850	0.1	13.150
54	76	TALAS Bence	HUN	4.800	8.325		13.125
55	106	GUSCINAS Rokas	LTU	4.500	8.600		13.100
56	57	KANERVA Juko	FIN	5.200	7.900		13.100
57	97	PIAVE Simone	ITA	4.900	8.175		13.075
58	23	BULAUSKI Pavel	BLR	5.200	8.175	0.3	13.075
59	172	ARICAN Ferhat	TUR	5.100	7.975		13.075
60	7	DECKER Matthias	AUT	4.500	8.550		13.050
61	95	GEORGIADIS G.	GRE	4.700	8.350		13.050
62	19	VERBAEYS Jimmy	BEL	5.000	8.050		13.050
63	161	MICHNAK Slavomir	SVK	4.500	8.500		13.000
64	18	SCHROE Kristof	BEL	4.300	8.675		12.975
65	77	VECSENYES David	HUN	4.400	8.575		12.975
66	11	SHIKHALIYEV Shakir	AZE	4.800	8.250	0.1	12.950
67	48	FULGSIG Marcus	DEN	4.800	8.150		12.950
68	126	SKJERAHAUG Stian	NOR	4.300	8.575		12.875
69	25	VERBAVITSKI U.	BLR	5.500	7.775	0.4	12.875
70	138	GOMES Francisco	POR	4.200	8.650		12.850
71	153	STEVANOVIC Ziko	SLO	4.300	8.550		12.850
72	137	ROMERO Diogo	POR	4.600	8.350	0.1	12.850
73	31	DUSPARA Josip	CRO	4.500	8.325		12.825
74	107	PRUSINSKAS Patrikas	LTU	4.400	8.400		12.800
75	41	BOMER Jiri	CZE	4.100	8.675		12.775
76	46	WINTHER Joachim	DEN	4.300	8.475		12.775
77	131	REGINIAK Bertosz	POL	4.400	8.450	0.1	12.750
78	171	SANLI Ozgur	TUR	4.300	8.450		12.750
79	152	ZUNKO Zan	SLO	4.200	8.400		12.600
80	58	HARTMAN Samuel	FIN	4.300	8.300		12.600
81	16	GENTGES Gilles	BEL	5.200	7.400		12.600
82	17	BOURGOIS Jeremy	BEL	5.400	7.200		12.600
83	47	KRISTENSEN Andreas	DEN	4.700	7.800		12.500
84	127	ANDREASSEN Hakon	NOR	4.400	8.075		12.475
85	21	PRISTAUKA Aliaksandr	BLR	5.200	7.275		12.475
86	8	EGERMANN Julian	AUT	4.700	8.050	0.3	12.450

Lausanne (SUI) 8 - 11 May 2008

RESULTS

Men's Juniors - Team Competition - All-Around And Qual. For Competition 3

FRI 9 MAY 2008 - 18:00



Rank	Bib	Name	NOC Code	A Score	B Score	Pen	Total
87	81	RELLIS Geoff	IRL	3.800	8.625		12.425
88	79	DUKA F. Artur	HUN	4.300	8.125		12.425
89	128	CONRADI Marcus	NOR	4.500	7.925		12.425
90	43	PESEK Tomas	CZE	4.200	8.200		12.400
91	173	KARAKUS Mesut	TUR	4.400	8.000		12.400
92	135	KIELBIK Piotr	POL	4.000	8.375		12.375
93	59	NIVA Heikki	FIN	4.400	7.975		12.375
94	27	SMILENOV Smilen	BUL	5.100	7.275		12.375
95	139	GOMES Pedro	POR	4.200	8.150		12.350
96	50	RYDBERG Kasper	DEN	4.300	8.125	0.1	12.325
97	162	SNIRER Denis	SVK	4.200	8.075		12.275
98	38	MOUSOUPETROU Gergios	CYP	5.300	7.475	0.5	12.275
99	10	SCHWAB Matthias	AUT	4.200	8.050		12.250
100	22	BYKAU Artsiom	BLR	5.200	7.850	0.8	12.250
101	111	WALDBILLIG Oliver	LUX	4.700	7.550		12.250
102	116	CROVETTO Kevin	MON	3.700	8.525		12.225
103	151	ALHADY Omar	SLO	4.200	8.000		12.200
104	108	STOSKUS Arnas	LTU	4.000	8.125		12.125
105	56	PEKKANEN Jarkko	FIN	4.900	7.475	0.3	12.075
106	45	VESELY Jiri	CZE	3.900	8.225	0.1	12.025
107	109	ESAULOV Vladislav	LTU	4.000	8.100	0.1	12.000
108	42	BRABLIK Richard	CZE	3.600	8.125		11.725
109	87	MEDVEDEV Andrey	ISR	5.400	6.700	0.4	11.700
110	134	NOWAK Tomasz	POL	3.900	7.875	0.1	11.675
111	37	PARPAS Giannos	CYP	4.300	7.350		11.650
112	86	GUNNARSSON Olafur	ISL	4.800	7.100	0.5	11.400
113	101	POZNYAKOV Sergei	LAT	4.400	6.725	0.1	11.025
114	39	PAPAEURIPIDOU Xenios	CYP	4.000	7.225	0.3	10.925

Legend:

Q Qualified for Floor final

R Reserve for Floor final



Floor

Lausanne (SUI) 8 - 11 May 2008

RESULTS

Men's Juniors - Team Competition - All-Around And Qual. For Competition 3

FRI 9 MAY 2008 - 18:00



Rank	Bib	Name	NOC Code	A Score	B Score	Pen	Total
1	66	KEATINGS Daniel	GBR	6.500	9.325		15.825 Q
2	150	PETROV Matvey	RUS	6.000	9.225		15.225 Q
3	70	PEARSON Reece	GBR	5.800	9.175		14.975 Q
4	72	SORRER Philip	GER	5.600	9.075		14.675 Q
5	146	PAKHOMENKO Igor	RUS	5.500	9.150		14.650 Q
6	177	STEPANENKO Viktor	UKR	6.100	8.425		14.525 Q
7	176	PAKHNYUK Petro	UKR	5.600	8.900		14.500 Q
8	71	KRIMMER Sebastian	GER	5.300	9.150		14.450 Q
9	22	BYKAU Artsiom	BLR	5.300	9.125		14.425 R
10	136	SIMÕES Gustavo	POR	5.900	8.525		14.425 R
11	67	PURVIS Daniel	GBR	5.400	8.900		14.300
12	69	OLDHAM Sam	GBR	5.400	8.875		14.275
13	21	PRISTAUKA Aliaksandr	BLR	5.100	8.950		14.050 R
14	157	HONAUER Silvan	SUI	4.700	9.150		13.850
15	74	TOBA Andreas	GER	5.100	8.750		13.850
16	148	GARIBOV Amin	RUS	4.800	9.025		13.825
17	160	STILLHART Mirco	SUI	4.700	9.050		13.750
18	64	PETER Bastian	FRA	4.700	9.050		13.750
19	76	TALAS Bence	HUN	4.900	8.850		13.750
20	180	SYENICHKIN A.	UKR	5.800	7.925		13.725
21	179	PETROSIAN H.	UKR	4.800	8.900		13.700
22	93	KARANTONAS K.	GRE	4.600	9.075		13.675
23	96	CINGOLANI Andrea	ITA	5.000	8.650		13.650
24	121	DEURLOO Bart	NED	5.000	8.575		13.575
25	18	SCHROE Kristof	BEL	4.800	8.750		13.550
26	73	BYKOV Ivan	GER	5.100	8.400		13.500
27	100	ANDI Valerio	ITA	4.700	8.775		13.475
28	122	SMINK Glenn	NED	4.700	8.725		13.425
29	17	BOURGOIS Jeremy	BEL	5.100	8.200		13.300
30	23	BULAUSKI Pavel	BLR	4.400	8.850		13.250
31	79	DUKA F. Artur	HUN	4.500	8.750		13.250
32	84	SEBASTIAN Rohan	IRL	4.500	8.725		13.225
33	24	HARAVETS Kiryl	BLR	4.200	9.000		13.200
34	106	GUSCINAS Rokas	LTU	4.900	8.275		13.175
35	137	ROMERO Diogo	POR	5.100	8.075		13.175
36	80	VLACSIL A.	HUN	4.200	8.950		13.150
37	98	MAGLIONI Fabio	ITA	4.400	8.700		13.100
38	77	VECSERNYES David	HUN	4.400	8.650		13.050
39	171	SANLI Ozgur	TUR	4.400	8.575		12.975
40	145	MARINESCU Stefan	ROU	5.000	7.975		12.975
41	156	FISCHER Lucas	SUI	4.800	8.125		12.925
42	144	NISTOR Laurentiu	ROU	4.200	8.700		12.900
43	54	BERMEJO Eduardo	ESP	4.700	8.200		12.900

Lausanne (SUI) 8 - 11 May 2008

RESULTS

Men's Juniors - Team Competition - All-Around And Qual. For Competition 3

FRI 9 MAY 2008 - 18:00



Rank	Bib	Name	NOC Code	A Score	B Score	Pen	Total
44	142	BURDUHOSU Cornel	ROU	4.900	7.950		12.850
45	65	ZONA Jim	FRA	4.100	8.700		12.800
46	53	NAVARRO Enrique	ESP	4.400	8.325		12.725
47	139	GOMES Pedro	POR	4.100	8.550		12.650
48	131	REGINIAK Bertosz	POL	4.800	7.825		12.625
49	31	DUSPARA Josip	CRO	4.800	7.825		12.625
50	41	BOMER Jiri	CZE	4.100	8.425		12.525
51	141	COTUNA Vlad	ROU	4.800	7.725		12.525
52	61	AUGIS Axel	FRA	3.800	8.700		12.500
53	161	MICHNAK Slavomir	SVK	4.600	7.875		12.475
54	92	KOSMIDIS Eleftherios	GRE	3.600	8.825		12.425
55	95	GEORGIADIS G.	GRE	3.600	8.800		12.400
56	56	PEKKANEN Jarkko	FIN	4.000	8.400		12.400
57	172	ARICAN Ferhat	TUR	4.200	8.175		12.375
58	51	BAZAN Christian	ESP	4.300	7.975		12.275
59	29	VALCHEV Velislav	BUL	4.100	8.025		12.125
60	99	DESOLATI Jacopo	ITA	3.600	8.450		12.050
61	124	DE VRIES Boudewijn	NED	3.800	8.175		11.975
62	32	NOVAK Matiza	CRO	4.100	7.850		11.950
63	27	SMILENOV Smilen	BUL	3.900	8.025		11.925
64	109	ESAULOV Vladislav	LTU	3.400	8.475		11.875
65	125	BLETTERMAN Michel	NED	3.600	8.275		11.875
66	108	STOSKUS Arnas	LTU	4.100	7.775		11.875
67	91	KEKELOS Stravos	GRE	4.800	7.075		11.875
68	107	PRUSINSKAS Patrikas	LTU	4.400	7.425		11.825
69	46	WINTHER Joachim	DEN	3.200	8.575		11.775
70	127	ANDREASSEN Hakon	NOR	3.500	8.275		11.775
71	36	KRASIAS Dimitris	CYP	3.500	8.175		11.675
72	16	GENTGES Gilles	BEL	3.900	7.775		11.675
73	158	NÜTZI Simon	SUI	3.700	7.925		11.625
74	35	BOROSA Filip	CRO	3.300	8.275		11.575
75	149	BELYAVSKIY David	RUS	4.500	7.075		11.575
76	9	ROSSI Gabriel	AUT	4.500	7.075		11.575
77	134	NOWAK Tomasz	POL	3.800	7.750		11.550
78	7	DECKER Matthias	AUT	4.000	7.525		11.525
79	173	KARAKUS Mesut	TUR	4.100	7.350		11.450
80	83	O'CONNOR Christopher	IRL	2.900	8.500		11.400
81	153	STEVANOVIC Ziko	SLO	3.600	7.800		11.400
82	42	BRABLIK Richard	CZE	3.600	7.775		11.375
83	57	KANERVA Juko	FIN	4.200	7.175		11.375
84	45	VESELY Jiri	CZE	2.900	8.450		11.350
85	128	CONRADI Marcus	NOR	3.000	8.325		11.325
86	162	SNIRER Denis	SVK	4.000	7.275		11.275

Lausanne (SUI) 8 - 11 May 2008

RESULTS

Men's Juniors - Team Competition - All-Around And Qual. For Competition 3

FRI 9 MAY 2008 - 18:00



Rank	Bib	Name	NOC Code	A Score	B Score	Pen	Total
87	6	AUER Roland	AUT	4.500	6.750		11.250
88	82	CAFFREY Rory	IRL	2.900	8.300		11.200
89	11	SHIKHALIYEV Shakir	AZE	3.000	8.200		11.200
90	44	PAZDERA Martin	CZE	3.200	7.925		11.125
91	19	VERBAEYS Jimmy	BEL	3.600	7.450		11.050
92	132	JARZABEK Piotr	POL	3.400	7.500		10.900
93	126	SKJERAHAUG Stian	NOR	3.200	7.675		10.875
94	8	EGERMANN Julian	AUT	3.500	7.275		10.775
95	26	MANOLOV Pavel	BUL	4.300	6.475		10.775
96	87	MEDVEDEV Andrey	ISR	3.000	7.650		10.650
97	166	STENBERG Mans	SWE	3.700	6.925		10.625
98	52	LOPEZ Ruben	ESP	3.600	6.850		10.450
99	39	PAPAEURIPIDOU Xenios	CYP	3.500	6.925		10.425
100	48	FULGSIG Marcus	DEN	3.500	6.825		10.325
101	152	ZUNKO Zan	SLO	3.600	6.700		10.300
102	86	GUNNARSSON Olafur	ISL	3.200	6.900		10.100
103	151	ALHADY Omar	SLO	3.100	6.775		9.875
104	59	NIVA Heikki	FIN	3.300	6.550		9.850
105	58	HARTMAN Samuel	FIN	2.600	7.100		9.700
106	111	WALDBILLIG Oliver	LUX	2.900	6.750		9.650
107	47	KRISTENSEN Andreas	DEN	2.200	7.175		9.375
108	37	PARPAS Giannos	CYP	3.400	5.825		9.225
109	133	PYRZ Sebastian	POL	3.100	6.050		9.150
110	63	LIMA Mauricio	FRA	4.100	4.100		8.200
111	30	STOIMENOV Emil	BUL	2.800	3.050		5.850
112	101	POZNYAKOV Sergei	LAT	2.300	3.150		5.450
113	49	HANSEN Simon	DEN	2.300	2.500		4.800
114	116	CROVETTO Kevin	MON	2.300	1.250		3.550

Legend:

Q Qualified for Pommel Horse final

R Reserve for Pommel Horse final



Pommel Horse

Lausanne (SUI) 8 - 11 May 2008

RESULTS

Men's Juniors - Team Competition - All-Around And Qual. For Competition 3

FRI 9 MAY 2008 - 18:00



Rank	Bib	Name	NOC Code	A Score	B Score	Pen	Total
1	51	BAZAN Christian	ESP	6.100	9.025		15.125 Q
2	136	SIMOES Gustavo	POR	6.000	9.100		15.100 Q
3	53	NAVARRO Enrique	ESP	5.900	8.800		14.700 Q
4	148	GARIBOV Amin	RUS	5.100	9.400		14.500 Q
5	150	PETROV Matvey	RUS	5.400	9.100		14.500 Q
6	67	PURVIS Daniel	GBR	5.300	9.175		14.475 Q
7	94	PETROUNIAS E.	GRE	5.300	9.175		14.475 Q
8	66	KEATINGS Daniel	GBR	5.400	9.050		14.450 Q
9	92	KOSMIDIS Eleftherios	GRE	5.500	8.950		14.450 R
10	176	PAKHNYUK Petro	UKR	5.200	9.100		14.300 R
11	69	OLDHAM Sam	GBR	5.300	8.975		14.275
12	131	REGINIAK Bertosz	POL	5.600	8.675		14.275 R
13	156	FISCHER Lucas	SUI	5.200	9.025		14.225
14	141	COTUNA Vlad	ROU	5.100	9.075		14.175
15	149	BELYAVSKIY David	RUS	5.000	9.100		14.100
16	23	BULAUSKI Pavel	BLR	5.300	8.800		14.100
17	178	YAROSLAVTSEV V.	UKR	4.800	9.250		14.050
18	96	CINGOLANI Andrea	ITA	5.000	9.000		14.000
19	72	SORRER Philip	GER	5.000	9.000		14.000
20	74	TOBA Andreas	GER	5.100	8.900		14.000
21	21	PRISTAUKA Aliaksandr	BLR	5.000	8.925		13.925
22	177	STEPANENKO Viktor	UKR	4.800	9.000		13.800
23	9	ROSSI Gabriel	AUT	4.800	9.000		13.800
24	159	ROSSI Kevin	SUI	5.100	8.700		13.800
25	16	GENTGES Gilles	BEL	5.000	8.750		13.750
25	158	NÜTZI Simon	SUI	5.000	8.750		13.750
27	78	VADASZFI Akos	HUN	4.700	9.000		13.700
28	106	GUSCINAS Rokas	LTU	5.200	8.500		13.700
29	52	LOPEZ Ruben	ESP	5.500	8.175		13.675
30	138	GOMES Francisco	POR	4.900	8.750		13.650
31	79	DUKA F. Artur	HUN	4.600	9.000		13.600
32	142	BURDUHOSU Cornel	ROU	4.800	8.750		13.550
33	146	PAKHOMENKO Igor	RUS	5.100	8.450		13.550
34	179	PETROSIAN H.	UKR	5.200	8.350		13.550
35	65	ZONA Jim	FRA	4.700	8.825		13.525
36	80	VLACSIL A.	HUN	5.100	8.400		13.500
37	121	DEURLOO Bart	NED	4.600	8.875		13.475
38	143	MUTIU Stefan	ROU	4.600	8.875		13.475
39	99	DESOLATI Jacopo	ITA	4.800	8.675		13.475
40	20	TOEBACK Jonas	BEL	5.200	8.225		13.425
41	17	BOURGOIS Jeremy	BEL	4.800	8.600		13.400
42	22	BYKAU Artsiom	BLR	4.500	8.850		13.350
43	64	PETER Bastian	FRA	4.500	8.825		13.325

Lausanne (SUI) 8 - 11 May 2008

RESULTS

Men's Juniors - Team Competition - All-Around And Qual. For Competition 3

FRI 9 MAY 2008 - 18:00



Rank	Bib	Name	NOC Code	A Score	B Score	Pen	Total
44	157	HONAUER Silvan	SUI	4.700	8.625		13.325
45	76	TALAS Bence	HUN	4.400	8.875		13.275
46	91	KEKELOS Stravos	GRE	5.000	8.275		13.275
47	98	MAGLIONI Fabio	ITA	4.400	8.825		13.225
48	71	KRIMMER Sebastian	GER	4.600	8.625		13.225
49	145	MARINESCU Stefan	ROU	4.700	8.500		13.200
50	26	MANOLOV Pavel	BUL	4.500	8.625		13.125
51	61	AUGIS Axel	FRA	5.000	8.125		13.125
52	54	BERMEJO Eduardo	ESP	4.600	8.500		13.100
53	29	VALCHEV Velislav	BUL	4.700	8.400		13.100
54	36	KRASIAS Dimitris	CYP	5.000	8.075		13.075
55	100	ANDI Valerio	ITA	4.700	8.325		13.025
56	68	SEAGER Theo	GBR	5.100	7.925		13.025
57	107	PRUSINSKAS Patrikas	LTU	4.300	8.675		12.975
58	7	DECKER Matthias	AUT	4.800	8.075		12.875
59	139	GOMES Pedro	POR	4.300	8.500		12.800
60	171	SANLI Ozgur	TUR	4.300	8.450		12.750
61	95	GEORGIADIS G.	GRE	3.400	9.300		12.700
62	125	BLETTERMAN Michel	NED	4.000	8.700		12.700
63	122	SMINK Glenn	NED	4.200	8.475		12.675
64	137	ROMERO Diogo	POR	4.300	8.350		12.650
65	111	WALDBILLIG Oliver	LUX	4.600	8.050		12.650
66	63	LIMA Mauricio	FRA	4.700	7.900		12.600
67	84	SEBASTIAN Rohan	IRL	4.400	8.150		12.550
68	135	KIELBIK Piotr	POL	4.000	8.525		12.525
69	166	STENBERG Mans	SWE	3.900	8.550		12.450
70	108	STOSKUS Arnas	LTU	4.400	8.050		12.450
71	32	NOVAK Matiza	CRO	4.000	8.400		12.400
72	34	BARON Matija	CRO	3.600	8.675		12.275
73	11	SHIKHALIYEV Shakir	AZE	3.600	8.650		12.250
74	18	SCHROE Kristof	BEL	3.600	8.650		12.250
75	75	WITTENBERG-VOGES Max	GER	3.700	8.550		12.250
76	109	ESAULOV Vladislav	LTU	4.800	7.450		12.250
77	42	BRABLIK Richard	CZE	3.700	8.500		12.200
78	6	AUER Roland	AUT	4.300	7.900		12.200
79	123	TELUSSA Jeffrey	NED	5.000	7.175		12.175
80	162	SNIRER Denis	SVK	3.700	8.400		12.100
81	43	PESEK Tomas	CZE	3.200	8.750		11.950
82	47	KRISTENSEN Andreas	DEN	4.400	7.550		11.950
83	173	KARAKUS Mesut	TUR	3.600	8.275		11.875
84	28	VELEV Kristian	BUL	3.800	8.050		11.850
85	31	DUSPARA Josip	CRO	3.300	8.450		11.750
86	132	JARZABEK Piotr	POL	3.200	8.500		11.700

Lausanne (SUI) 8 - 11 May 2008

RESULTS

Men's Juniors - Team Competition - All-Around And Qual. For Competition 3

FRI 9 MAY 2008 - 18:00



Rank	Bib	Name	NOC Code	A Score	B Score	Pen	Total
87	172	ARICAN Ferhat	TUR	4.100	7.600		11.700
88	87	MEDVEDEV Andrey	ISR	4.000	7.525		11.525
89	41	BOMER Jiri	CZE	2.700	8.800		11.500
90	58	HARTMAN Samuel	FIN	3.300	8.150		11.450
91	38	MOUSOUPETROU Gergios	CYP	3.300	8.050		11.350
92	46	WINTHER Joachim	DEN	3.300	8.050		11.350
93	133	PYRZ Sebastian	POL	2.900	8.375		11.275
94	128	CONRADI Marcus	NOR	2.700	8.500		11.200
95	126	SKJERAHAUG Stian	NOR	2.500	8.625		11.125
96	10	SCHWAB Matthias	AUT	4.300	6.800		11.100
97	129	KRISTENSEN Steffen	NOR	3.500	7.575		11.075
98	45	VESELY Jiri	CZE	2.700	8.325		11.025
99	161	MICHNAK Slavomir	SVK	2.600	8.375		10.975
100	101	POZNYAKOV Sergej	LAT	2.600	8.250		10.850
101	81	RELLIS Geoff	IRL	2.500	8.200		10.700
102	39	PAPAEURIPIDOU Xenios	CYP	3.500	7.200		10.700
103	83	O'CONNOR Christopher	IRL	1.900	8.550		10.450
104	153	STEVANOVIC Ziko	SLO	2.600	7.725		10.325
105	27	SMILENOV Smilen	BUL	3.500	6.800		10.300
106	59	NIVA Heikki	FIN	2.700	7.575		10.275
107	56	PEKKANEN Jarkko	FIN	3.200	7.000		10.200
108	48	FULGSIG Marcus	DEN	2.100	7.925		10.025
109	151	ALHADY Omar	SLO	2.100	7.800		9.900
110	49	HANSEN Simon	DEN	3.200	6.400		9.600
111	86	GUNNARSSON Olafur	ISL	3.000	4.550		7.550
112	116	CROVETTO Kevin	MON	2.400	4.175		6.575
113	152	ZUNKO Zan	SLO	1.900	3.600		5.500
114	37	PARPAS Giannos	CYP	2.500	2.275		4.775
115	127	ANDREASSEN Hakon	NOR	1.700	0.350		2.050

Legend:

Q Qualified for Rings final

R Reserve for Rings final



Rings

Lausanne (SUI) 8 - 11 May 2008

RESULTS

Men's Juniors - Team Competition - All-Around And Qual. For Competition 3

FRI 9 MAY 2008 - 18:00

T

Rank	Bib	Name	NOC Code	A Score	B Score	Pen	Total
1	62	JORDAN Mathieu	FRA	7.000	9.250		16.250
2	149	BELYAVSKIY David	RUS	6.600	9.575		16.175
3	68	SEAGER Theo	GBR	6.200	9.650		15.850
4	91	KEKELOS Stravos	GRE	6.600	9.250		15.850
5	51	BAZAN Christian	ESP	6.600	9.225		15.825
6	66	KEATINGS Daniel	GBR	6.200	9.600		15.800
7	141	COTUNA Vlad	ROU	6.200	9.550		15.750
8	73	BYKOV Ivan	GER	6.200	9.550		15.750
9	67	PURVIS Daniel	GBR	6.200	9.525		15.725
10	74	TOBA Andreas	GER	6.200	9.500		15.700
11	92	KOSMIDIS Eleftherios	GRE	6.200	9.500		15.700
12	146	PAKHOMENKO Igor	RUS	6.200	9.500		15.700
13	176	PAKHNYUK Petro	UKR	6.200	9.475		15.675
14	123	TELUSSA Jeffrey	NED	6.200	9.450		15.650
15	53	NAVARRO Enrique	ESP	6.200	9.500	0.1	15.600
16	63	LIMA Mauricio	FRA	6.200	9.400		15.600
17	142	BURDUHOSU Cornel	ROU	6.200	9.400		15.600
18	9	ROSSI Gabriel	AUT	6.200	9.400		15.600
19	96	CINGOLANI Andrea	ITA	6.200	9.350		15.550
20	121	DEURLOO Bart	NED	6.200	9.350	0.1	15.450
21	156	FISCHER Lucas	SUI	5.800	9.575		15.375
22	159	ROSSI Kevin	SUI	5.800	9.500		15.300
23	25	VERBAVITSKI U.	BLR	5.800	9.475		15.275
24	143	MUTIU Stefan	ROU	5.800	9.500	0.1	15.200
25	54	BERMEJO Eduardo	ESP	5.800	9.375		15.175
26	157	HONAUER Silvan	SUI	5.800	9.375		15.175
27	8	EGERMANN Julian	AUT	5.800	9.375		15.175
28	22	BYKAU Artsiom	BLR	6.200	8.950		15.150
29	136	SIMOEES Gustavo	POR	5.800	9.425	0.1	15.125
30	178	YAROSLAVTSEV V.	UKR	6.200	8.925		15.125
31	11	SHIKHALIYEV Shakir	AZE	5.800	9.300		15.100
32	158	NÜTZI Simon	SUI	5.800	9.375	0.1	15.075
33	78	VADASZFI Akos	HUN	6.600	8.550	0.1	15.050
34	65	ZONA Jim	FRA	5.800	9.325	0.1	15.025
35	97	PIAVE Simone	ITA	5.800	9.225		15.025
36	23	BULAUSKI Pavel	BLR	5.400	9.600		15.000
37	71	KRIMMER Sebastian	GER	5.400	9.550		14.950
38	148	GARIBOV Amin	RUS	5.400	9.525		14.925
39	69	OLDHAM Sam	GBR	5.400	9.500		14.900
39	179	PETROSIAN H.	UKR	5.400	9.500		14.900
41	72	SORRER Philip	GER	5.400	9.500		14.900
42	171	SANLI Ozgur	TUR	5.400	9.450		14.850
43	107	PRUSINSKAS Patrikas	LTU	5.400	9.450		14.850

Lausanne (SUI) 8 - 11 May 2008

RESULTS

Men's Juniors - Team Competition - All-Around And Qual. For Competition 3

FRI 9 MAY 2008 - 18:00

I

Rank	Bib	Name	NOC Code	A Score	B Score	Pen	Total
44	32	NOVAK Matiza	CRO	5.400	9.425		14.825
45	52	LOPEZ Ruben	ESP	6.600	8.525		14.825
46	111	WALDBILLIG Oliver	LUX	5.400	9.400		14.800
47	30	STOIMENOV Emil	BUL	5.400	9.400		14.800
48	94	PETROUNIAS E.	GRE	5.400	9.400		14.800
49	106	GUSCINAS Rokas	LTU	5.400	9.375		14.775
50	47	KRISTENSEN Andreas	DEN	5.400	9.375		14.775
51	122	SMINK Glenn	NED	5.800	9.350	0.4	14.750
52	7	DECKER Matthias	AUT	5.400	9.325		14.725
53	79	DUKA F. Artur	HUN	5.400	9.300		14.700
54	36	KRASIAS Dimitris	CYP	5.400	9.250		14.650
54	131	REGINIAK Bertosz	POL	5.400	9.250		14.650
56	28	VELEV Kristian	BUL	5.400	9.250		14.650
57	84	SEBASTIAN Rohan	IRL	6.200	8.825		14.625
58	95	GEORGIADIS G.	GRE	5.400	9.300	0.1	14.600
59	76	TALAS Bence	HUN	5.400	9.300	0.1	14.600
60	29	VALCHEV Velislav	BUL	5.400	9.200		14.600
61	38	MOUSOUPETROU Gergios	CYP	5.400	9.200		14.600
62	42	BRABLIK Richard	CZE	5.400	9.175		14.575
63	18	SCHROE Kristof	BEL	5.400	9.175		14.575
64	77	VECSENYES David	HUN	5.400	9.250	0.1	14.550
65	17	BOURGOIS Jeremy	BEL	5.400	9.125		14.525
66	98	MAGLIONI Fabio	ITA	5.400	9.150	0.1	14.450
67	180	SYENICHKIN A.	UKR	5.400	9.325	0.3	14.425
68	16	GENTGES Gilles	BEL	5.400	9.125	0.1	14.425
69	166	STENBERG Mans	SWE	5.800	8.625		14.425
70	61	AUGIS Axel	FRA	5.400	9.400	0.5	14.300
71	43	PESEK Tomas	CZE	5.400	9.300	0.4	14.300
72	20	TOEBACK Jonas	BEL	6.200	8.375	0.3	14.275
73	109	ESAULOV Vladislav	LTU	5.400	8.850		14.250
74	60	JUSSILA Jerry	FIN	5.400	8.725		14.125
75	145	MARINESCU Stefan	ROU	4.600	9.500		14.100
76	99	DESOLATI Jacopo	ITA	4.600	9.475		14.075
77	108	STOSKUS Arnas	LTU	4.600	9.425		14.025
78	129	KRISTENSEN Steffen	NOR	4.600	9.400		14.000
79	48	FULGSIG Marcus	DEN	4.600	9.400		14.000
80	10	SCHWAB Matthias	AUT	5.400	9.000	0.4	14.000
81	35	BOROSA Filip	CRO	4.600	9.350		13.950
82	162	SNIRER Denis	SVK	4.600	9.325		13.925
83	31	DUSPARA Josip	CRO	4.600	9.325		13.925
84	137	ROMERO Diogo	POR	4.600	9.300		13.900
85	126	SKJERAHAUG Stian	NOR	4.600	9.300		13.900
86	81	RELLIS Geoff	IRL	4.600	9.275		13.875

Lausanne (SUI) 8 - 11 May 2008

RESULTS

Men's Juniors - Team Competition - All-Around And Qual. For Competition 3

FRI 9 MAY 2008 - 18:00

T

Rank	Bib	Name	NOC Code	A Score	B Score	Pen	Total
87	86	GUNNARSSON Olafur	ISL	4.600	9.250		13.850
88	127	ANDREASSEN Hakon	NOR	4.600	9.225		13.825
89	172	ARICAN Ferhat	TUR	4.600	9.225		13.825
90	125	BLETTERMAN Michel	NED	4.600	9.225		13.825
91	134	NOWAK Tomasz	POL	4.600	9.300	0.1	13.800
92	152	ZUNKO Zan	SLO	4.600	9.200		13.800
93	46	WINTHER Joachim	DEN	4.600	9.200		13.800
93	101	POZNYAKOV Sergei	LAT	4.600	9.200		13.800
95	56	PEKKANEN Jarkko	FIN	5.400	8.900		13.800
96	173	KARAKUS Mesut	TUR	4.600	9.275	0.1	13.775
97	34	BARON Matija	CRO	4.600	9.150		13.750
98	45	VESELY Jiri	CZE	4.600	9.200	0.1	13.700
99	139	GOMES Pedro	POR	4.600	9.200	0.1	13.700
100	21	PRISTAUKA Aliaksandr	BLR	5.800	8.400	0.5	13.700
101	128	CONRADI Marcus	NOR	4.600	9.075		13.675
102	58	HARTMAN Samuel	FIN	4.600	9.075		13.675
103	37	PARPAS Giannos	CYP	4.600	9.050		13.650
104	132	JARZABEK Piotr	POL	4.600	9.125	0.1	13.625
105	87	MEDVEDEV Andrey	ISR	4.600	8.950	0.1	13.450
106	161	MICHNAK Slavomir	SVK	4.000	9.225		13.225
107	116	CROVETTO Kevin	MON	4.000	9.225		13.225
108	50	RYDBERG Kasper	DEN	3.800	9.300		13.100
109	39	PAPAEURIPIDOU Xenios	CYP	4.000	9.075	0.1	12.975
110	153	STEVANOVIC Ziko	SLO	3.800	9.100		12.900
111	82	CAFFREY Rory	IRL	3.800	8.975		12.775
112	147	IGNATENKOV Kirill	RUS	4.400	8.450	0.1	12.750
113	57	KANERVA Juko	FIN	3.800	8.725		12.525
114	41	BOMER Jiri	CZE	4.000	8.400		12.400
115	151	ALHADY Omar	SLO	3.000	9.175		12.175
116	135	KIELBIK Piotr	POL	0.000	0.000		0.000

Legend:

Q Qualified for Vault final

R Reserve for Vault final

T Vault

Lausanne (SUI) 8 - 11 May 2008

RESULTS

Men's Juniors - Team Competition - All-Around And Qual. For Competition 3

FRI 9 MAY 2008 - 18:00



Rank	Bib	Name	NOC Code	A Score	B Score	Pen	Total
1	61	AUGIS Axel	FRA	5.900	9.050		14.950 Q
2	66	KEATINGS Daniel	GBR	6.100	8.775		14.875 Q
3	148	GARIBOV Amin	RUS	5.900	8.875		14.775 Q
4	71	KRIMMER Sebastian	GER	5.500	9.150		14.650 Q
5	147	IGNATENKOV Kirill	RUS	5.700	8.925		14.625 Q
6	51	BAZAN Christian	ESP	5.900	8.700		14.600 Q
7	36	KRASIAS Dimitris	CYP	5.600	8.975		14.575 Q
8	72	SORRER Philip	GER	5.600	8.975		14.575 Q
9	177	STEPANENKO Viktor	UKR	5.600	8.975		14.575 R
10	67	PURVIS Daniel	GBR	5.500	9.050		14.550 R
11	157	HONAUER Silvan	SUI	5.200	9.300		14.500 R
12	70	PEARSON Reece	GBR	5.500	8.950		14.450
13	74	TOBA Andreas	GER	5.300	9.100		14.400
13	149	BELYAVSKIY David	RUS	5.300	9.100		14.400
15	136	SIMÕES Gustavo	POR	5.400	9.000		14.400
16	141	COTUNA Vlad	ROU	5.400	8.950		14.350
17	156	FISCHER Lucas	SUI	5.700	8.600		14.300
18	21	PRISTAUKA Aliaksandr	BLR	5.600	8.675		14.275
19	64	PETER Bastian	FRA	5.300	8.950		14.250
20	79	DUKA F. Artur	HUN	5.200	9.000		14.200
21	69	OLDHAM Sam	GBR	5.300	8.850		14.150
22	80	VLACSIL A.	HUN	4.900	9.150		14.050
23	22	BYKAU Artsiom	BLR	4.900	9.125		14.025
24	106	GUSCINAS Rokas	LTU	5.100	8.900		14.000
25	99	DESOLATI Jacopo	ITA	4.900	9.000		13.900
26	97	PIAVE Simone	ITA	4.700	9.175		13.875
27	143	MUTIU Stefan	ROU	5.100	8.775		13.875
28	91	KEKELOS Stravos	GRE	5.100	8.750		13.850
29	176	PAKHNYUK Petro	UKR	5.200	8.650		13.850
30	145	MARINESCU Stefan	ROU	5.600	8.250		13.850
31	54	BERMEJO Eduardo	ESP	5.100	8.725		13.825
32	159	ROSSI Kevin	SUI	5.300	8.525		13.825
33	92	KOSMIDIS Eleftherios	GRE	5.000	8.800		13.800
34	144	NISTOR Laurentiu	ROU	5.100	8.675		13.775
35	73	BYKOV Ivan	GER	5.300	8.475		13.775
36	179	PETROSIAN H.	UKR	5.400	8.375		13.775
37	93	KARANTONAS K.	GRE	4.900	8.825		13.725
38	76	TALAS Bence	HUN	4.900	8.825		13.725
39	180	SYENICHKIN A.	UKR	5.500	8.225		13.725
40	25	VERBAVITSKI U.	BLR	5.000	8.700		13.700
41	24	HARAVETS Kiryl	BLR	4.700	8.975		13.675
42	77	VECSERNYES David	HUN	4.700	8.950		13.650
43	123	TELUSSA Jeffrey	NED	4.900	8.750		13.650

Lausanne (SUI) 8 - 11 May 2008

RESULTS

Men's Juniors - Team Competition - All-Around And Qual. For Competition 3

FRI 9 MAY 2008 - 18:00



Rank	Bib	Name	NOC Code	A Score	B Score	Pen	Total
44	172	ARICAN Ferhat	TUR	4.600	9.025		13.625
45	7	DECKER Matthias	AUT	4.700	8.925		13.625
46	17	BOURGOIS Jeremy	BEL	5.300	8.325		13.625
47	63	LIMA Mauricio	FRA	5.100	8.500		13.600
48	121	DEURLOO Bart	NED	4.900	8.675		13.575
49	96	CINGOLANI Andrea	ITA	5.000	8.575		13.575
50	109	ESAULOV Vladislav	LTU	4.300	9.125		13.425
51	111	WALDBILLIG Oliver	LUX	4.800	8.625		13.425
52	95	GEORGIADIS G.	GRE	4.400	9.000		13.400
53	6	AUER Roland	AUT	4.400	8.975		13.375
54	166	STENBERG Mans	SWE	4.700	8.675		13.375
55	29	VALCHEV Velislav	BUL	4.500	8.850		13.350
56	84	SEBASTIAN Rohan	IRL	4.600	8.750		13.350
57	160	STILLHART Mirco	SUI	4.700	8.650		13.350
58	11	SHIKHALIYEV Shakir	AZE	4.300	9.025		13.325
59	171	SANLI Ozgur	TUR	4.200	9.100		13.300
60	146	PAKHOMENKO Igor	RUS	5.300	8.000		13.300
61	8	EGERMANN Julian	AUT	4.300	8.975		13.275
62	9	ROSSI Gabriel	AUT	5.100	8.150		13.250
63	139	GOMES Pedro	POR	4.600	8.625		13.225
64	52	LOPEZ Ruben	ESP	5.400	7.775		13.175
65	122	SMINK Glenn	NED	3.900	9.250		13.150
66	20	TOEBACK Jonas	BEL	4.800	8.350		13.150
67	26	MANOLOV Pavel	BUL	4.800	8.275		13.075
68	35	BOROSA Filip	CRO	4.100	8.925		13.025
69	53	NAVARRO Enrique	ESP	4.900	8.125		13.025
70	137	ROMERO Diogo	POR	4.900	8.100		13.000
71	131	REGINIAK Bertosz	POL	5.200	7.800		13.000
72	134	NOWAK Tomasz	POL	4.000	8.975		12.975
73	28	VELEV Kristian	BUL	4.100	8.850		12.950
74	57	KANERVA Juko	FIN	4.400	8.500		12.900
75	135	KIELBIK Piotr	POL	3.600	9.275		12.875
76	33	PLAFTARIC Marko	CRO	3.800	9.025		12.825
77	126	SKJERAHAUG Stian	NOR	4.100	8.700		12.800
78	132	JARZABEK Piotr	POL	4.700	8.100		12.800
79	107	PRUSINSKAS Patrikas	LTU	4.200	8.575		12.775
80	152	ZUNKO Zan	SLO	4.200	8.550		12.750
81	41	BOMER Jiri	CZE	3.900	8.825		12.725
82	173	KARAKUS Mesut	TUR	4.500	8.225		12.725
83	42	BRABLIK Richard	CZE	3.800	8.900		12.700
84	162	SNIRER Denis	SVK	3.500	9.150		12.650
85	59	NIVA Heikki	FIN	3.900	8.750		12.650
86	48	FULGSIG Marcus	DEN	4.300	8.275		12.575

Lausanne (SUI) 8 - 11 May 2008

RESULTS

Men's Juniors - Team Competition - All-Around And Qual. For Competition 3

FRI 9 MAY 2008 - 18:00



Rank	Bib	Name	NOC Code	A Score	B Score	Pen	Total
87	86	GUNNARSSON Olafur	ISL	3.400	9.150		12.550
88	62	JORDAN Mathieu	FRA	5.200	7.350		12.550
89	161	MICHNAK Slavomir	SVK	3.700	8.825		12.525
90	43	PESEK Tomas	CZE	3.400	9.050		12.450
91	45	VESELY Jiri	CZE	3.600	8.800		12.400
92	87	MEDVEDEV Andrey	ISR	4.100	8.225		12.325
93	108	STOSKUS Arnas	LTU	4.400	7.925		12.325
94	47	KRISTENSEN Andreas	DEN	3.600	8.700		12.300
95	127	ANDREASSEN Hakon	NOR	4.000	8.275		12.275
96	16	GENTGES Gilles	BEL	5.300	6.950		12.250
97	18	SCHROE Kristof	BEL	4.600	7.575		12.175
98	60	JUSSILA Jerry	FIN	3.600	8.550		12.150
99	81	RELLIS Geoff	IRL	3.600	8.525		12.125
100	56	PEKKANEN Jarkko	FIN	4.200	7.925		12.125
101	27	SMILENOV Smilen	BUL	4.000	8.075		12.075
102	38	MOUSOUPETROU Gergios	CYP	3.500	8.550		12.050
103	98	MAGLIONI Fabio	ITA	4.000	7.925		11.925
104	101	POZNYAKOV Sergei	LAT	3.800	8.025		11.825
105	49	HANSEN Simon	DEN	3.200	8.400		11.600
106	151	ALHADY Omar	SLO	3.200	8.375		11.575
107	39	PAPAEURIPIDOU Xenios	CYP	3.600	7.900		11.500
108	83	O'CONNOR Christopher	IRL	3.000	8.350		11.350
109	46	WINTHER Joachim	DEN	3.100	8.200		11.300
110	116	CROVETTO Kevin	MON	2.600	8.600		11.200
111	153	STEVANOVIC Ziko	SLO	3.400	7.625		11.025
112	128	CONRADI Marcus	NOR	3.500	7.400		10.900
113	31	DUSPARA Josip	CRO	3.600	4.650		8.250
114	82	CAFFREY Rory	IRL	2.100	5.000		7.100
115	125	BLETTERMAN Michel	NED	2.600	2.700		5.300
116	37	PARPAS Giannos	CYP	0.800	0.650		1.450

Legend:

Q Qualified for Parallel Bars final

R Reserve for Parallel Bars final



Parallel Bars

Lausanne (SUI) 8 - 11 May 2008

RESULTS

Men's Juniors - Team Competition - All-Around And Qual. For Competition 3

FRI 9 MAY 2008 - 18:00



Rank	Bib	Name	NOC Code	A Score	B Score	Pen	Total
1	148	GARIBOV Amin	RUS	5.800	8.650		14.450 Q
2	147	IGNATENKOV Kirill	RUS	5.500	8.900		14.400 Q
3	149	BELYAVSKIY David	RUS	5.100	9.100		14.200
4	74	TOBA Andreas	GER	5.500	8.700		14.200 Q
5	75	WITTENBERG-VOGES Max	GER	5.700	8.475		14.175 Q
6	146	PAKHOMENKO Igor	RUS	5.700	8.475		14.175
7	106	GUSCINAS Rokas	LTU	4.800	9.350		14.150 Q
8	77	VECSERNYES David	HUN	5.600	8.550		14.150 Q
9	21	PRISTAUKA Aliaksandr	BLR	5.200	8.925		14.125 Q
10	158	NÜTZI Simon	SUI	5.200	8.875		14.075 Q
11	79	DUKA F. Artur	HUN	5.300	8.725		14.025 R
12	141	COTUNA Vlad	ROU	5.400	8.625		14.025 R
13	69	OLDHAM Sam	GBR	5.300	8.700		14.000 R
14	36	KRASIAS Dimitris	CYP	5.700	8.300		14.000
15	64	PETER Bastian	FRA	5.400	8.575		13.975
16	66	KEATINGS Daniel	GBR	5.300	8.650		13.950
17	176	PAKHNYUK Petro	UKR	5.200	8.725		13.925
18	67	PURVIS Daniel	GBR	5.500	8.400		13.900
19	160	STILLHART Mirco	SUI	4.700	9.150		13.850
20	93	KARANTONAS K.	GRE	5.100	8.750		13.850
21	68	SEAGER Theo	GBR	5.300	8.550		13.850
22	72	SORRER Philip	GER	5.600	8.250		13.850
23	91	KEKELOS Stravos	GRE	5.100	8.725		13.825
24	61	AUGIS Axel	FRA	5.600	8.200		13.800
25	55	GONZALEZ Fabian	ESP	5.000	8.775		13.775
26	22	BYKAU Artsiom	BLR	4.900	8.850		13.750
27	17	BOURGOIS Jeremy	BEL	5.500	8.200		13.700
28	51	BAZAN Christian	ESP	5.200	8.425		13.625
29	107	PRUSINSKAS Patrikas	LTU	4.700	8.900		13.600
30	24	HARAVETS Kiryl	BLR	4.700	8.900		13.600
31	98	MAGLIONI Fabio	ITA	5.100	8.500		13.600
32	9	ROSSI Gabriel	AUT	5.500	8.100		13.600
33	6	AUER Roland	AUT	4.800	8.750		13.550
34	157	HONAUER Silvan	SUI	4.500	9.000		13.500
35	71	KRIMMER Sebastian	GER	4.900	8.600		13.500
36	19	VERBAEYS Jimmy	BEL	4.800	8.675		13.475
37	179	PETROSIAN H.	UKR	4.800	8.675		13.475
38	131	REGINIAK Bertosz	POL	4.500	8.925		13.425
39	124	DE VRIES Boudewijn	NED	4.800	8.625		13.425
40	58	HARTMAN Samuel	FIN	5.300	8.125		13.425
41	29	VALCHEV Velislav	BUL	5.200	8.200		13.400
42	178	YAROSLAVTSEV V.	UKR	4.900	8.450		13.350
43	96	CINGOLANI Andrea	ITA	4.700	8.625		13.325

Lausanne (SUI) 8 - 11 May 2008

RESULTS

Men's Juniors - Team Competition - All-Around And Qual. For Competition 3

FRI 9 MAY 2008 - 18:00



Rank	Bib	Name	NOC Code	A Score	B Score	Pen	Total
44	172	ARICAN Ferhat	TUR	5.000	8.325		13.325
45	180	SYENICHKIN A.	UKR	5.300	8.025		13.325
46	16	GENTGES Gilles	BEL	4.800	8.475		13.275
47	136	SIMOEES Gustavo	POR	4.800	8.475		13.275
48	33	PLAFTARIC Marko	CRO	4.500	8.750		13.250
49	138	GOMES Francisco	POR	4.400	8.800		13.200
50	53	NAVARRO Enrique	ESP	4.500	8.675		13.175
51	144	NISTOR Laurentiu	ROU	4.800	8.325		13.125
52	97	PIAVE Simone	ITA	4.500	8.600		13.100
53	65	ZONA Jim	FRA	4.800	8.300		13.100
54	95	GEORGIADIS G.	GRE	4.100	8.975		13.075
55	84	SEBASTIAN Rohan	IRL	4.800	8.275		13.075
56	173	KARAKUS Mesut	TUR	4.600	8.450		13.050
57	76	TALAS Bence	HUN	4.700	8.350		13.050
58	109	ESAULOV Vladislav	LTU	4.100	8.900		13.000
59	28	VELEV Kristian	BUL	4.200	8.775		12.975
60	26	MANOLOV Pavel	BUL	4.300	8.650		12.950
61	7	DECKER Matthias	AUT	5.300	7.625		12.925
62	63	LIMA Mauricio	FRA	5.000	7.850		12.850
63	129	KRISTENSEN Steffen	NOR	4.200	8.600		12.800
64	108	STOSKUS Arnas	LTU	4.200	8.575		12.775
65	171	SANLI Ozgur	TUR	4.500	8.225		12.725
66	34	BARON Matija	CRO	4.300	8.350		12.650
67	46	WINTHER Joachim	DEN	4.100	8.525		12.625
68	43	PESEK Tomas	CZE	4.100	8.525		12.625
69	99	DESOLATI Jacopo	ITA	4.500	8.125		12.625
70	86	GUNNARSSON Olafur	ISL	3.700	8.900		12.600
71	18	SCHROE Kristof	BEL	5.000	7.600		12.600
72	42	BRABLIK Richard	CZE	4.400	8.150		12.550
73	142	BURDUHOSU Cornel	ROU	4.600	7.925		12.525
74	59	NIVA Heikki	FIN	3.900	8.600		12.500
75	52	LOPEZ Ruben	ESP	5.400	7.100		12.500
76	41	BOMER Jiri	CZE	3.400	9.050		12.450
77	30	STOIMENOV Emil	BUL	4.500	7.925		12.425
78	25	VERBAVITSKI U.	BLR	4.300	8.100		12.400
79	49	HANSEN Simon	DEN	4.000	8.375		12.375
80	132	JARZABEK Piotr	POL	3.900	8.450		12.350
81	166	STENBERG Mans	SWE	3.800	8.525		12.325
82	137	ROMERO Diogo	POR	4.500	7.700		12.200
83	80	VLACSIL A.	HUN	5.000	7.200		12.200
84	135	KIELBIK Piotr	POL	3.400	8.775		12.175
85	123	TELUSSA Jeffrey	NED	3.800	8.225		12.025
86	143	MUTIU Stefan	ROU	4.100	7.875		11.975

Lausanne (SUI) 8 - 11 May 2008

RESULTS

Men's Juniors - Team Competition - All-Around And Qual. For Competition 3

FRI 9 MAY 2008 - 18:00



Rank	Bib	Name	NOC Code	A Score	B Score	Pen	Total
87	111	WALDBILLIG Oliver	LUX	4.600	7.375		11.975
88	37	PARPAS Giannos	CYP	4.800	7.150		11.950
89	125	BLETTERMAN Michel	NED	4.000	7.875		11.875
90	156	FISCHER Lucas	SUI	3.000	8.850		11.850
91	31	DUSPARA Josip	CRO	3.300	8.525		11.825
92	48	FULGSIG Marcus	DEN	3.100	8.500		11.600
93	10	SCHWAB Matthias	AUT	4.400	7.175		11.575
94	39	PAPAEURIPIDOU Xenios	CYP	4.500	7.075		11.575
95	133	PYRZ Sebastian	POL	4.300	7.025		11.325
96	152	ZUNKO Zan	SLO	3.300	7.925		11.225
97	57	KANERVA Juko	FIN	2.200	9.000		11.200
98	161	MICHNAK Slavomir	SVK	3.400	7.775		11.175
99	153	STEVANOVIC Ziko	SLO	2.300	8.825		11.125
100	101	POZNYAKOV Sergej	LAT	2.300	8.825		11.125
101	127	ANDREASSEN Hakon	NOR	2.500	8.625		11.125
102	162	SNIRER Denis	SVK	3.000	8.075		11.075
103	151	ALHADY Omar	SLO	2.200	8.750		10.950
104	92	KOSMIDIS Eleftherios	GRE	4.000	6.925		10.925
105	116	CROVETTO Kevin	MON	2.700	8.200		10.900
106	121	DEURLOO Bart	NED	4.300	6.600		10.900
107	32	NOVAK Matiza	CRO	2.300	8.550		10.850
108	11	SHIKHALIYEV Shakir	AZE	2.100	8.725		10.825
109	128	CONRADI Marcus	NOR	2.200	8.575		10.775
110	87	MEDVEDEV Andrey	ISR	4.000	6.775		10.775
111	45	VESELY Jiri	CZE	2.100	8.650		10.750
112	38	MOUSOUPETROU Gergios	CYP	2.900	7.775		10.675
113	126	SKJERAHAUG Stian	NOR	3.600	6.850		10.450
114	50	RYDBERG Kasper	DEN	2.900	7.125		10.025

Legend:

Q Qualified for Horizontal Bar final

R Reserve for Horizontal Bar final



Horizontal Bar

Lausanne (SUI) 8 - 11 May 2008

RESULTS

Men's Juniors - Team Competition - All-Around And Qual. For Competition 3

FRI 9 MAY 2008 - 18:00



Rank	Bib	Name	NOC Code	Vault	A Score	B Score	Pen.	Vault	Total
1	68	SEAGER Theo	GBR	1	6.20	9.650		15.850	15.975 Q
				2	6.60	9.500		16.100	
2	149	BELYAVSKIY David	RUS	1	6.60	9.575		16.175	15.937 Q
				2	6.20	9.500		15.700	
3	62	JORDAN Mathieu	FRA	1	7.00	9.250		16.250	15.912 Q
				2	6.20	9.375		15.575	
4	91	KEKELOS Stravos	GRE	1	6.60	9.250		15.850	15.762 Q
				2	6.20	9.475		15.675	
5	51	BAZAN Christian	ESP	1	6.60	9.225		15.825	15.750 Q
				2	6.20	9.475		15.675	
6	92	KOSMIDIS Eleftherios	GRE	1	6.20	9.500		15.700	15.700 Q
				2	6.20	9.500		15.700	
7	96	CINGOLANI Andrea	ITA	1	6.20	9.350		15.550	15.512 Q
				2	6.20	9.275		15.475	
8	73	BYKOV Ivan	GER	1	6.20	9.550		15.750	15.487 Q
				2	5.80	9.425		15.225	
9	123	TELUSSA Jeffrey	NED	1	6.20	9.450		15.650	15.462 R
				2	5.80	9.475		15.275	
10	9	ROSSI Gabriel	AUT	1	6.20	9.400		15.600	15.375 R
				2	6.60	8.650	0.1	15.150	
11	67	PURVIS Daniel	GBR	1	6.20	9.525		15.725	15.287 R
				2	5.40	9.450		14.850	
12	74	TOBA Andreas	GER	1	6.20	9.500		15.700	15.275
				2	5.40	9.550	0.1	14.850	
13	52	LOPEZ Ruben	ESP	1	6.60	8.525	0.3	14.825	15.100
				2	5.80	9.575		15.375	
14	142	BURDUHOSU Cornel	ROU	1	6.20	9.400		15.600	14.987
				2	5.80	8.675	0.1	14.375	
15	84	SEBASTIAN Rohan	IRL	1	6.20	8.825	0.4	14.625	14.687
				2	5.40	9.350		14.750	
16	47	KRISTENSEN Andreas	DEN	1	5.40	9.375		14.775	14.187
				2	5.00	8.600		13.600	
17	56	PEKKANEN Jarkko	FIN	1	5.40	8.900	0.5	13.800	13.975
				2	5.00	9.150		14.150	
18	107	PRUSINSKAS Patrikas	LTU	1	5.40	9.450		14.850	13.937
				2	3.80	9.325	0.1	13.025	
19	109	ESAULOV Vladislav	LTU	1	5.40	8.850		14.250	13.887
				2	4.20	9.325		13.525	
20	106	GUSCINAS Rokas	LTU	1	5.40	9.375		14.775	13.725
				2	3.80	8.975	0.1	12.675	
21	162	SNIRER Denis	SVK	1	4.60	9.325		13.925	13.562
				2	3.80	9.400		13.200	

Lausanne (SUI) 8 - 11 May 2008

RESULTS

Men's Juniors - Team Competition - All-Around And Qual. For Competition 3

FRI 9 MAY 2008 - 18:00

T

Rank	Bib	Name	NOC Code	Vault	A Score	B Score	Pen.	Vault	Total
22	81	RELLIS Geoff	IRL	1	4.60	9.275		13.875	13.487
				2	3.80	9.300		13.100	
23	108	STOSKUS Arnas	LTU	1	4.60	9.425		14.025	13.200
				2	3.00	9.375		12.375	
24	37	PARPAS Giannos	CYP	1	4.60	9.050		13.650	13.162
				2	4.20	8.475		12.675	
25	38	MOUSOUPETROU Gergios	CYP	1	5.40	9.200		14.600	7.300
				2	0.00	0.000		0.000	
26	135	KIELBIK Piotr	POL	1	0.00	0.000		0.000	6.925
				2	4.60	9.250		13.850	

Legend:

Q Qualified for Vault final

R Reserve for Vault final

T







Vault

Lausanne (SUI) 8 - 11 May 2008

RESULTS

Men's Juniors - Team Competition - All-Around And Qual. For Competition 3

FRI 9 MAY 2008 - 18:00





Rank	Bib	Name	NOC Code							Total
1	66	KEATINGS Daniel	GBR	14.800	<u>15.825</u>	14.450	15.800	14.875	13.950	89.700
2	67	PURVIS Daniel	GBR	14.650	<u>14.300</u>	14.475	15.725	14.550	13.900	87.600
3	136	SIMOES Gustavo	POR	14.175	14.425	15.100	15.125	14.400	<u>13.275</u>	86.500
4	148	GARIBOV Amin	RUS	<u>13.575</u>	13.825	14.500	14.925	14.775	14.450	86.050
5	176	PAKHNYUK Petro	UKR	13.775	<u>14.500</u>	14.300	15.675	13.850	13.925	86.025
6	51	BAZAN Christian	ESP	14.500	12.275	15.125	15.825	<u>14.600</u>	13.625	85.950
7	69	OLDHAM Sam	GBR	14.275	<u>14.275</u>	14.275	14.900	14.150	14.000	85.875
7	146	PAKHOMENKO Igor	RUS	<u>14.500</u>	14.650	13.550	15.700	13.300	14.175	85.875
9	74	TOBA Andreas	GER	<u>13.525</u>	13.850	14.000	15.700	14.400	14.200	85.675
10	72	SORRER Philip	GER	<u>13.475</u>	14.675	14.000	14.900	14.575	13.850	85.475
11	141	COTUNA Vlad	ROU	14.475	12.525	<u>14.175</u>	15.750	14.350	14.025	85.300
12	149	BELYAVSKIY David	RUS	<u>14.475</u>	11.575	14.100	16.175	14.400	14.200	84.925
13	71	KRIMMER Sebastian	GER	<u>14.125</u>	14.450	13.225	14.950	14.650	13.500	84.900
14	157	HONAUER Silvan	SUI	14.050	13.850	<u>13.325</u>	15.175	14.500	13.500	84.400
15	96	CINGOLANI Andrea	ITA	13.450	13.650	<u>14.000</u>	15.550	13.575	13.325	83.550
16	91	KEKELOS Stravos	GRE	14.750	11.875	13.275	<u>15.850</u>	13.850	13.825	83.425
17	156	FISCHER Lucas	SUI	14.675	12.925	<u>14.225</u>	15.375	14.300	11.850	83.350
18	22	BYKAU Artsiom	BLR	12.250	14.425	13.350	15.150	14.025	<u>13.750</u>	82.950
19	106	GUSCINAS Rokas	LTU	13.100	13.175	13.700	14.775	14.000	<u>14.150</u>	82.900
20	92	KOSMIDIS Eleftherios	GRE	15.400	12.425	14.450	<u>15.700</u>	13.800	10.925	82.700
21	179	PETROSIAN H.	UKR	13.250	<u>13.700</u>	13.550	14.900	13.775	13.475	82.650
22	21	PRISTAUKA Aliaksandr	BLR	12.475	14.050	13.925	13.700	14.275	<u>14.125</u>	82.550
23	79	DUKA F. Artur	HUN	12.425	13.250	13.600	14.700	<u>14.200</u>	14.025	82.200
24	9	ROSSI Gabriel	AUT	14.100	<u>11.575</u>	13.800	15.600	13.250	13.600	81.925
25	61	AUGIS Axel	FRA	13.150	12.500	13.125	<u>14.300</u>	14.950	13.800	81.825
26	76	TALAS Bence	HUN	13.125	13.750	13.275	14.600	<u>13.725</u>	13.050	81.525
27	121	DEURLOO Bart	NED	<u>14.275</u>	13.575	13.475	15.450	13.575	10.900	81.250
28	36	KRASIAS Dimitris	CYP	13.200	11.675	13.075	14.650	<u>14.575</u>	14.000	81.175
29	17	BOURGOIS Jeremy	BEL	12.600	13.300	13.400	<u>14.525</u>	13.625	13.700	81.150
30	84	SEBASTIAN Rohan	IRL	14.275	13.225	12.550	14.625	13.350	<u>13.075</u>	81.100
31	131	REGINIAK Bertosz	POL	12.750	12.625	14.275	<u>14.650</u>	13.000	13.425	80.725
32	29	VALCHEV Velislav	BUL	13.150	<u>12.125</u>	13.100	14.600	13.350	13.400	79.725
33	98	MAGLIONI Fabio	ITA	13.325	13.100	<u>13.225</u>	14.450	11.925	13.600	79.625
34	99	DESOLATI Jacopo	ITA	13.350	12.050	<u>13.475</u>	14.075	13.900	12.625	79.475
35	171	SANLI Ozgur	TUR	12.750	12.975	12.750	14.850	13.300	<u>12.725</u>	79.350
36	95	GEORGIADIS G.	GRE	13.050	12.400	12.700	<u>14.600</u>	13.400	13.075	79.225
37	107	PRUSINSKAS Patrikas	LTU	12.800	11.825	12.975	14.850	12.775	<u>13.600</u>	78.825
38	52	LOPEZ Ruben	ESP	14.175	10.450	13.675	14.825	<u>13.175</u>	12.500	78.800
39	7	DECKER Matthias	AUT	13.050	<u>11.525</u>	12.875	14.725	13.625	12.925	78.725
40	18	SCHROE Kristof	BEL	12.975	13.550	12.250	<u>14.575</u>	12.175	12.600	78.125
41	16	GENTGES Gilles	BEL	12.600	11.675	13.750	<u>14.425</u>	12.250	13.275	77.975
42	172	ARICAN Ferhat	TUR	13.075	12.375	11.700	13.825	13.625	<u>13.325</u>	77.925
43	137	ROMERO Diogo	POR	12.850	13.175	12.650	13.900	13.000	<u>12.200</u>	77.775
44	166	STENBERG Mans	SWE	14.300	10.625	12.450	<u>14.425</u>	13.375	12.325	77.500
45	109	ESAULOV Vladislav	LTU	12.000	11.875	12.250	14.250	13.425	<u>13.000</u>	76.800
46	63	LIMA Mauricio	FRA	13.175	8.200	12.600	<u>15.600</u>	13.600	12.850	76.025
47	11	SHIKHALIYEV Shakir	AZE	12.950	11.200	12.250	<u>15.100</u>	13.325	10.825	75.650
48	108	STOSKUS Arnas	LTU	12.125	11.875	12.450	14.025	12.325	<u>12.775</u>	75.575
49	173	KARAKUS Mesut	TUR	12.400	11.450	11.875	13.775	12.725	<u>13.050</u>	75.275

Lausanne (SUI) 8 - 11 May 2008

RESULTS

Men's Juniors - Team Competition - All-Around And Qual. For Competition 3

FRI 9 MAY 2008 - 18:00







Rank	Bib	Name	NOC Code							Total
50	42	BRABLIK Richard	CZE	11.725	11.375	<u>12.200</u>	14.575	12.700	12.550	75.125
51	111	WALDBILLIG Oliver	LUX	<u>12.250</u>	9.650	12.650	14.800	13.425	11.975	74.750
52	132	JARZABEK Piotr	POL	13.200	10.900	11.700	<u>13.625</u>	12.800	12.350	74.575
53	41	BOMER Jiri	CZE	12.775	12.525	<u>11.500</u>	12.400	12.725	12.450	74.375
54	46	WINTHER Joachim	DEN	12.775	11.775	11.350	13.800	<u>11.300</u>	12.625	73.625
55	161	MICHNAK Slavomir	SVK	<u>13.000</u>	12.475	10.975	13.225	12.525	11.175	73.375
56	162	SNIRER Denis	SVK	<u>12.275</u>	11.275	12.100	13.925	12.650	11.075	73.300
57	126	SKJERAHAUG Stian	NOR	12.875	10.875	<u>11.125</u>	13.900	12.800	10.450	72.025
58	48	FULGSIG Marcus	DEN	12.950	10.325	10.025	14.000	<u>12.575</u>	11.600	71.475
59	45	VESELY Jiri	CZE	12.025	11.350	<u>11.025</u>	13.700	12.400	10.750	71.250
60	31	DUSPARA Josip	CRO	12.825	12.625	11.750	13.925	<u>8.250</u>	11.825	71.200
61	87	MEDVEDEV Andrey	ISR	<u>11.700</u>	10.650	11.525	13.450	12.325	10.775	70.425
62	128	CONRADI Marcus	NOR	12.425	11.325	<u>11.200</u>	13.675	10.900	10.775	70.300
63	153	STEVANOVIC Ziko	SLO	<u>12.850</u>	11.400	10.325	12.900	11.025	11.125	69.625
64	53	NAVARRO Enrique	ESP		12.725	14.700	15.600	<u>13.025</u>	13.175	69.225
65	125	BLETTERMAN Michel	NED	<u>13.625</u>	11.875	12.700	13.825	5.300	11.875	69.200
66	54	BERMEJO Eduardo	ESP	14.125	12.900	13.100	15.175	<u>13.825</u>		69.125
67	158	NÜTZI Simon	SUI	13.975	11.625	<u>13.750</u>	15.075		14.075	68.500
67	180	SYENICHKIN A.	UKR	13.300	<u>13.725</u>		14.425	13.725	13.325	68.500
69	77	VECSERNYES David	HUN	12.975	13.050		14.550	<u>13.650</u>	14.150	68.375
70	65	ZONA Jim	FRA	13.825	12.800	13.525	<u>15.025</u>		13.100	68.275
70	143	MUTIU Stefan	ROU	13.750		<u>13.475</u>	15.200	13.875	11.975	68.275
72	142	BURDUHOSU Cornel	ROU	13.625	12.850	<u>13.550</u>	15.600		12.525	68.150
73	39	PAPAEURIPIDOU Xenios	CYP	10.925	10.425	10.700	12.975	<u>11.500</u>	11.575	68.100
73	122	SMINK Glenn	NED	<u>14.100</u>	13.425	12.675	14.750	13.150		68.100
75	86	GUNNARSSON Olafur	ISL	<u>11.400</u>	10.100	7.550	13.850	12.550	12.600	68.050
76	123	TELUSSA Jeffrey	NED	<u>13.925</u>		12.175	15.650	13.650	12.025	67.425
77	145	MARINESCU Stefan	ROU	13.275	12.975	<u>13.200</u>	14.100	13.850		67.400
78	151	ALHADY Omar	SLO	<u>12.200</u>	9.875	9.900	12.175	11.575	10.950	66.675
79	152	ZUNKO Zan	SLO	<u>12.600</u>	10.300	5.500	13.800	12.750	11.225	66.175
80	139	GOMES Pedro	POR	12.350	12.650	12.800	13.700	13.225		64.725
81	32	NOVAK Matiza	CRO	14.050	11.950	12.400	14.825		10.850	64.075
81	101	POZNYAKOV Sergei	LAT	11.025	<u>5.450</u>	10.850	13.800	11.825	11.125	64.075
83	43	PESEK Tomas	CZE	12.400		<u>11.950</u>	14.300	12.450	12.625	63.725
84	127	ANDREASSEN Hakon	NOR	12.475	11.775	<u>2.050</u>	13.825	12.275	11.125	63.525
85	57	KANERVA Juko	FIN	13.100	<u>11.375</u>		12.525	12.900	11.200	61.100
86	38	MOUSOUPETROU Gergios	CYP	12.275		11.350	14.600	<u>12.050</u>	10.675	60.950
87	47	KRISTENSEN Andreas	DEN	12.500	9.375	11.950	14.775	<u>12.300</u>		60.900
88	58	HARTMAN Samuel	FIN	12.600	<u>9.700</u>	11.450	13.675		13.425	60.850
89	56	PEKKANEN Jarkko	FIN	12.075	<u>12.400</u>	10.200	13.800	12.125		60.600
90	116	CROVETTO Kevin	MON	12.225	3.550	6.575	<u>13.225</u>	11.200	10.900	57.675
91	59	NIVA Heikki	FIN	12.375	<u>9.850</u>	10.275		12.650	12.500	57.650
92	73	BYKOV Ivan	GER	<u>14.375</u>	13.500		15.750	13.775		57.400
93	68	SEAGER Theo	GBR	14.625		13.025	15.850		13.850	57.350
94	159	ROSSI Kevin	SUI	14.350		<u>13.800</u>	15.300	13.825		57.275
95	178	YAROSLAVTSEV V.	UKR	14.450		14.050	15.125		13.350	56.975
96	147	IGNATENKOV Kirill	RUS	<u>13.875</u>			12.750	14.625	14.400	55.650
97	23	BULAUSKI Pavel	BLR	13.075	13.250	14.100	15.000			55.425
98	64	PETER Bastian	FRA		13.750	13.325		14.250	13.975	55.300

Lausanne (SUI) 8 - 11 May 2008

RESULTS

Men's Juniors - Team Competition - All-Around And Qual. For Competition 3


FRI 9 MAY 2008 - 18:00

Rank	Bib	Name	NOC Code							Total
99	97	PIAVE Simone	ITA	13.075			15.025	13.875	13.100	55.075
100	25	VERBAVITSKI U.	BLR	12.875			15.275	13.700	<u>12.400</u>	54.250
101	80	VLACSIL A.	HUN		13.150	13.500		<u>14.050</u>	12.200	52.900
102	37	PARPAS Giannos	CYP	11.650	9.225	4.775	13.650	<u>1.450</u>	11.950	52.700
103	28	VELEV Kristian	BUL			11.850	14.650	12.950	12.975	52.425
104	35	BOROSA Filip	CRO	13.575	11.575		13.950	<u>13.025</u>		52.125
105	8	EGERMANN Julian	AUT	12.450	<u>10.775</u>		15.175	13.275		51.675
106	6	AUER Roland	AUT		<u>11.250</u>	12.200		13.375	13.550	50.375
107	134	NOWAK Tomasz	POL	11.675	11.550		<u>13.800</u>	12.975		50.000
108	135	KIELBIK Piotr	POL	12.375		12.525	<u>0.000</u>	12.875	12.175	49.950
109	26	MANOLOV Pavel	BUL		<u>10.775</u>	13.125		13.075	12.950	49.925
110	81	RELLIS Geoff	IRL	12.425		10.700	13.875	12.125		49.125
111	10	SCHWAB Matthias	AUT	12.250		11.100	14.000		11.575	48.925
112	27	SMILENOV Smilen	BUL	12.375	<u>11.925</u>	10.300		12.075		46.675
113	30	STOIMENOV Emil	BUL	13.575	<u>5.850</u>		14.800		12.425	46.650
114	62	JORDAN Mathieu	FRA	14.375			<u>16.250</u>	12.550		43.175
115	177	STEPANENKO Viktor	UKR		<u>14.525</u>	13.800		14.575		42.900
116	94	PETROUNIAS E.	GRE	13.575		14.475	<u>14.800</u>			42.850
117	78	VADASZFI Akos	HUN	13.150		13.700	15.050			41.900
118	93	KARANTONAS K.	GRE		13.675			13.725	13.850	41.250
119	160	STILLHART Mirco	SUI		13.750			13.350	13.850	40.950
120	20	TOEBACK Jonas	BEL			13.425	<u>14.275</u>	13.150		40.850
121	24	HARAVETS Kiryl	BLR		13.200			13.675	<u>13.600</u>	40.475
122	144	NISTOR Laurentiu	ROU		12.900			13.775	13.125	39.800
123	138	GOMES Francisco	POR	12.850		13.650			<u>13.200</u>	39.700
124	34	BARON Matija	CRO			12.275	13.750		12.650	38.675
125	49	HANSEN Simon	DEN		4.800	9.600		<u>11.600</u>	12.375	38.375
126	129	KRISTENSEN Steffen	NOR			<u>11.075</u>	14.000		12.800	37.875
127	19	VERBAEYS Jimmy	BEL	13.050	11.050				13.475	37.575
128	50	RYDBERG Kasper	DEN	12.325			13.100		10.025	35.450
129	83	O'CONNOR Christopher	IRL		11.400	10.450		11.350		33.200
130	133	PYRZ Sebastian	POL		9.150	11.275			11.325	31.750
131	82	CAFFREY Rory	IRL		11.200		12.775	7.100		31.075
132	150	PETROV Matvey	RUS		15.225	14.500				29.725
133	70	PEARSON Reece	GBR		<u>14.975</u>			14.450		29.425
134	55	GONZALEZ Fabian	ESP	14.025					13.775	27.800
135	100	ANDI Valerio	ITA		13.475	<u>13.025</u>				26.500
136	75	WITTENBERG-VOGES Max	GER			12.250			14.175	26.425
137	60	JUSSILA Jerry	FIN				14.125	12.150		26.275
138	33	PLAFTARIC Marko	CRO					<u>12.825</u>	13.250	26.075
139	124	DE VRIES Boudewijn	NED		11.975				13.425	25.400
140	44	PAZDERA Martin	CZE		11.125					11.125

Note:
Underlined totals indicate starting apparatus.

Legend:

Q Qualified for All-Around Final R Reserve for All-Around Final







































 Floor  Pommel Horse  Rings  Vault  Parallel Bars  Horizontal Bar

Lausanne (SUI) 8 - 11 May 2008

INDIVIDUAL JUDGES SCORES

Men's Juniors - Team Competition - All-Around And Qual. For Competition 3

FRI 9 MAY 2008 - 18:00







































Rank	Bib	Name	NOC Code		A Score	B1	B2	B3	B4	B5	B6	B Score	Pen.	Vault 1 Vault 2	Total	Rank by App.
1	66	KEATINGS Daniel	GBR		5.80	9.20	8.80	9.00	9.10	9.00	8.90	9.000			14.800	(2)
					6.50	9.50	9.20	9.40	9.60	9.10	9.20	9.325			15.825	(1)
					5.40	9.00	9.10	9.10	9.20	9.00	8.90	9.050			14.450	(8)
		Total 89.700			6.20	9.70	9.70	9.70	9.50	9.50	9.50	9.600			15.800	(6)
					6.10	8.60	8.80	8.90	8.30	8.90	8.80	8.775			14.875	(2)
					5.30	8.50	8.80	8.60	8.80	8.60	8.60	8.650			13.950	(16)
2	67	PURVIS Daniel	GBR		5.90	8.90	8.80	8.60	8.60	9.10	8.70	8.750			14.650	(5)
					5.40	8.90	9.00	9.10	9.00	8.70	8.70	8.900			14.300	(11)
					5.30	9.30	9.10	9.10	9.30	9.00	9.20	9.175			14.475	(6)
		Total 87.600			6.20	9.50	9.50	9.60	9.60	9.50	9.40	9.525		15.725	15.725	(9)
					5.40	9.50	9.50	9.50	9.40	9.40	9.40	9.450		14.850		
					5.50	9.10	8.80	8.80	9.20	9.10	9.30	9.050			14.550	(10)
					5.50	8.30	8.40	8.40	8.00	8.50	8.50	8.400			13.900	(18)
3	136	SIMOES Gustavo	POR		5.70	8.90	8.10	8.50	8.30	8.30	8.80	8.475			14.175	(20)
					5.90	8.30	8.30	8.70	8.60	8.50	8.70	8.525			14.425	(10)
					6.00	9.30	9.10	8.90	9.10	8.60	9.40	9.100			15.100	(2)
		Total 86.500			5.80	9.20	9.50	9.50	9.40	9.40	9.40	9.425	0.1		15.125	(29)
					5.40	9.00	9.00	9.00	9.00	9.00	9.10	9.000			14.400	(15)
					4.80	8.60	8.50	8.40	8.20	8.70	8.40	8.475			13.275	(47)
4	148	GARIBOV Amin	RUS		5.40	8.20	8.40	8.20	8.00	8.20	8.10	8.175			13.575	(39)
					4.80	9.30	9.10	9.00	9.00	9.00	9.00	9.025			13.825	(16)
					5.10	9.30	9.50	9.40	9.40	9.50	9.10	9.400			14.500	(4)
		Total 86.050			5.40	9.40	9.40	9.70	9.50	9.60	9.60	9.525			14.925	(38)
					5.90	8.90	8.80	8.80	9.00	8.60	9.00	8.875			14.775	(3)
					5.80	8.90	8.80	8.90	8.40	8.40	8.50	8.650			14.450	(1)
5	176	PAKHNYUK Petro	UKR		5.50	8.50	8.00	8.30	8.40	7.70	8.40	8.275			13.775	(32)
					5.60	9.10	9.00	9.00	8.80	8.70	8.80	8.900			14.500	(7)
					5.20	9.00	9.20	9.00	8.70	9.20	9.30	9.100			14.300	(10)
		Total 86.025			6.20	9.50	9.40	9.60	9.40	9.50	9.50	9.475			15.675	(13)
					5.20	8.80	8.60	8.60	8.60	8.50	8.80	8.650			13.850	(29)
					5.20	8.80	8.90	8.90	8.50	8.70	8.50	8.725			13.925	(17)
6	51	BAZAN Christian	ESP		6.10	8.70	8.00	8.50	8.60	8.10	8.40	8.400			14.500	(8)
					4.30	7.30	8.20	8.10	8.00	7.60	8.40	7.975			12.275	(58)
					6.10	8.90	9.00	8.90	9.20	9.00	9.30	9.025			15.125	(1)
		Total 85.950			6.60	9.10	9.30	9.10	9.50	9.40	8.70	9.225		15.825	15.825	(5)
					6.20	9.50	9.40	9.50	9.50	9.50	9.40	9.475		15.675		
					5.90	8.60	8.60	8.50	9.10	8.80	8.80	8.700			14.600	(6)
					5.20	8.60	8.80	8.10	8.30	8.50	8.30	8.425			13.625	(28)

Lausanne (SUI) 8 - 11 May 2008

INDIVIDUAL JUDGES SCORES

Men's Juniors - Team Competition - All-Around And Qual. For Competition 3

FRI 9 MAY 2008 - 18:00







































Rank	Bib	Name	NOC Code		A Score	B1	B2	B3	B4	B5	B6	B Score	Pen.	Vault 1 Vault 2	Total	Rank by App.
7	69	OLDHAM Sam	GBR		5.60	8.80	8.50	8.80	8.50	8.60	8.90	8.675			14.275	(16)
					5.40	8.50	8.80	8.80	8.90	9.00	9.10	8.875			14.275	(12)
					5.30	8.90	8.80	9.00	9.00	9.00	9.10	8.975			14.275	(11)
		Total 85.875			5.40	9.50	9.60	9.60	9.40	9.40	9.50	9.500			14.900	(39)
					5.30	9.20	8.90	8.80	8.80	8.90	8.80	8.850			14.150	(21)
					5.30	8.50	8.90	8.60	8.50	9.00	8.80	8.700			14.000	(13)
7	146	PAKHOMENKO Igor	RUS		5.70	8.90	9.10	8.80	8.60	8.90	8.60	8.800			14.500	(7)
					5.50	9.20	9.10	9.10	9.10	9.20	9.20	9.150			14.650	(5)
					5.10	8.40	8.50	8.40	8.30	8.50	8.50	8.450			13.550	(33)
		Total 85.875			6.20	9.50	9.50	9.50	9.60	9.30	9.50	9.500			15.700	(12)
					5.30	8.20	7.80	8.00	8.20	7.90	7.90	8.000			13.300	(60)
					5.70	8.60	8.60	8.40	8.50	8.20	8.40	8.475			14.175	(6)
9	74	TOBA Andreas	GER		5.50	8.40	8.00	7.90	8.10	8.10	7.90	8.025			13.525	(40)
					5.10	8.80	8.60	8.20	8.80	8.80	8.80	8.750			13.850	(15)
					5.10	8.80	8.80	8.90	9.00	9.00	8.90	8.900			14.000	(20)
		Total 85.675			6.20	9.60	9.50	9.40	9.50	9.60	9.40	9.500		15.700	15.700	(10)
					5.40	9.50	9.60	9.50	9.70	9.50	9.60	9.550	0.1	14.850		
					5.30	9.10	9.30	9.00	9.20	9.00	9.10	9.100			14.400	(13)
					5.50	8.60	8.30	8.50	9.00	9.00	8.70	8.700			14.200	(4)
10	72	SORRER Philip	GER		5.10	8.20	8.20	8.40	8.70	8.90	8.20	8.375			13.475	(41)
					5.60	9.00	9.10	9.10	9.00	9.10	9.50	9.075			14.675	(4)
					5.00	9.00	8.90	8.80	9.00	9.10	9.10	9.000			14.000	(19)
		Total 85.475			5.40	9.50	9.50	9.60	9.50	9.50	9.40	9.500			14.900	(41)
					5.60	8.90	9.10	8.70	9.20	9.10	8.80	8.975			14.575	(8)
					5.60	8.40	8.30	8.40	7.90	8.10	8.20	8.250			13.850	(22)
11	141	COTUNA Vlad	ROU		5.90	8.60	8.50	9.00	8.40	8.40	8.80	8.575			14.475	(9)
					4.80	7.90	7.50	7.70	7.70	7.60	8.00	7.725			12.525	(51)
					5.10	9.10	9.00	9.10	8.90	9.10	9.10	9.075			14.175	(14)
		Total 85.300			6.20	9.70	9.50	9.70	9.50	9.40	9.50	9.550			15.750	(7)
					5.40	9.00	8.80	8.90	8.90	9.00	9.10	8.950			14.350	(16)
					5.40	8.50	8.80	8.50	8.50	8.90	8.70	8.625			14.025	(12)
12	149	BELAVSKIY David	RUS		5.90	8.90	8.50	8.70	8.20	8.40	8.70	8.575			14.475	(10)
					4.50	7.30	7.30	7.80	6.60	7.10	6.50	7.075			11.575	(75)
					5.00	9.10	9.00	9.20	9.10	8.80	9.40	9.100			14.100	(15)
		Total 84.925			6.60	9.70	9.50	9.60	9.60	9.50	9.60	9.575		16.175	16.175	(2)
					6.20	9.50	9.50	9.60	9.50	9.30	9.50	9.500		15.700		
					5.30	9.10	9.20	9.10	9.00	9.30	9.00	9.100			14.400	(13)
					5.10	9.00	9.10	9.10	9.20	9.10	9.10	9.100			14.200	(3)

Lausanne (SUI) 8 - 11 May 2008

INDIVIDUAL JUDGES SCORES

Men's Juniors - Team Competition - All-Around And Qual. For Competition 3

FRI 9 MAY 2008 - 18:00








































Rank	Bib	Name	NOC Code		A Score	B1	B2	B3	B4	B5	B6	B Score	Pen.	Vault 1 Vault 2	Total	Rank by App.
13	71	KRIMMER Sebastian	GER		5.40	8.80	8.90	9.00	8.50	8.60	8.60	8.725			14.125	(21)
					5.30	9.10	8.90	9.30	9.00	9.20	9.30	9.150			14.450	(8)
					4.60	8.80	8.70	8.60	8.60	8.60	8.60	8.625			13.225	(48)
		Total 84.900			5.40	9.60	9.50	9.60	9.40	9.60	9.50	9.550			14.950	(37)
					5.50	9.20	9.10	8.70	9.40	9.20	9.10	9.150			14.650	(4)
					4.90	8.70	8.60	8.60	8.30	8.70	8.50	8.600			13.500	(35)
14	157	HONAUER Silvan	SUI		5.30	9.10	8.80	8.90	8.40	8.80	8.90	8.850	0.1		14.050	(26)
					4.70	9.30	8.90	9.10	9.40	9.00	9.20	9.150			13.850	(14)
					4.70	8.60	8.50	8.70	8.80	8.70	8.40	8.625			13.325	(44)
		Total 84.400			5.80	9.40	9.30	9.50	9.40	9.40	9.30	9.375			15.175	(26)
					5.20	9.10	9.30	9.30	9.30	9.30	9.30	9.300			14.500	(11)
					4.50	9.10	8.70	9.10	9.10	9.20	8.70	9.000			13.500	(34)
15	96	CINGOLANI Andrea	ITA		5.80	7.70	8.00	7.70	7.60	7.90	7.70	7.750	0.1		13.450	(42)
					5.00	8.80	8.30	8.60	8.40	8.80	8.90	8.650			13.650	(23)
					5.00	8.90	9.00	8.90	9.20	9.20	8.60	9.000			14.000	(18)
		Total 83.550			6.20	9.40	9.30	9.40	9.30	9.50	9.30	9.350		15.550	15.550	(19)
					6.20	9.30	9.30	9.30	9.20	9.20	9.30	9.275		15.475		
					5.00	8.50	8.60	8.50	8.90	8.60	8.60	8.575			13.575	(49)
					4.70	8.60	8.50	8.70	8.30	8.70	8.70	8.625			13.325	(43)
16	91	KEKELOS Stravos	GRE		6.00	9.10	8.90	8.30	8.50	8.80	8.80	8.750			14.750	(3)
					4.80	7.00	7.10	7.20	6.10	7.10	7.10	7.075			11.875	(67)
					5.00	8.20	8.30	8.20	8.40	8.40	8.20	8.275			13.275	(46)
		Total 83.425			6.60	9.20	9.30	9.30	9.40	9.20	8.90	9.250		15.850	15.850	(4)
					6.20	9.50	9.40	9.50	9.50	9.50	9.30	9.475		15.675		
					5.10	8.70	8.50	9.00	9.00	8.50	8.80	8.750			13.850	(28)
					5.10	8.40	8.80	8.70	8.60	8.80	8.80	8.725			13.825	(23)
17	156	FISCHER Lucas	SUI		5.70	8.90	8.80	9.20	8.80	9.20	9.00	8.975			14.675	(4)
					4.80	8.20	8.00	7.70	8.40	7.90	8.50	8.125			12.925	(41)
					5.20	8.90	9.20	9.00	9.00	9.10	9.00	9.025			14.225	(13)
		Total 83.350			5.80	9.60	9.60	9.60	9.60	9.50	9.50	9.575			15.375	(21)
					5.70	8.60	8.60	8.40	9.00	8.60	8.60	8.600			14.300	(17)
					3.00	8.90	8.80	8.80	9.60	8.80	8.90	8.850			11.850	(90)
18	22	BYKAU Artsiom	BLR		5.20	8.00	7.80	7.80	8.10	7.50	7.80	7.850	0.8		12.250	(100)
					5.30	9.10	9.00	9.10	9.20	9.10	9.20	9.125			14.425	(9)
					4.50	8.80	9.00	8.80	8.80	9.00	8.80	8.850			13.350	(42)
		Total 82.950			6.20	9.10	8.90	9.00	9.00	8.80	8.90	8.950			15.150	(28)
					4.90	9.10	9.10	9.20	9.10	9.20	9.10	9.125			14.025	(23)
					4.90	8.60	9.10	8.90	9.10	8.70	8.70	8.850			13.750	(26)

Lausanne (SUI) 8 - 11 May 2008

INDIVIDUAL JUDGES SCORES

Men's Juniors - Team Competition - All-Around And Qual. For Competition 3






































FRI 9 MAY 2008 - 18:00

Rank	Bib	Name	NOC Code		A Score	B1	B2	B3	B4	B5	B6	B Score	Pen.	Vault 1 Vault 2	Total	Rank by App.
19	106	GUSCINAS Rokas	LTU		4.50	8.30	8.60	8.80	8.70	8.70	8.40	8.600			13.100	(55)
					4.90	8.10	8.20	8.20	8.40	8.40	8.30	8.275			13.175	(34)
					5.20	7.80	8.20	8.60	8.60	8.60	8.80	8.500			13.700	(28)
		Total 82.900			5.40	9.50	9.40	9.40	9.40	9.30	9.30	9.375		14.775	14.775	(49)
					3.80	8.90	9.00	9.00	9.00	9.00	8.80	8.975	0.1	12.675		
					5.10	8.20	8.80	8.90	9.10	8.80	9.10	8.900			14.000	(24)
					4.80	9.30	9.40	9.40	9.40	9.30	9.20	9.350			14.150	(7)
20	92	KOSMIDIS Eleftherios	GRE		6.30	9.10	9.40	9.00	9.00	9.30	8.80	9.100			15.400	(1)
					3.60	9.10	8.60	8.80	8.80	8.90	8.80	8.825			12.425	(54)
					5.50	9.30	8.70	9.00	8.90	8.80	9.10	8.950			14.450	(9)
		Total 82.700			6.20	9.60	9.40	9.60	9.50	9.50	9.40	9.500		15.700	15.700	(11)
					6.20	9.60	9.60	9.60	9.40	9.40	9.40	9.500		15.700		
					5.00	8.80	8.60	9.20	9.00	8.60	8.80	8.800			13.800	(33)
					4.00	7.30	6.60	6.70	7.20	7.00	6.80	6.925			10.925	(104)
21	179	PETROSIAN H.	UKR		5.00	8.30	8.70	7.90	8.20	8.20	8.30	8.250			13.250	(47)
					4.80	9.00	8.80	8.70	8.80	9.00	9.10	8.900			13.700	(21)
					5.20	8.00	8.30	8.20	8.40	8.50	8.50	8.350			13.550	(34)
		Total 82.650			5.40	9.60	9.50	9.60	9.50	9.40	9.40	9.500			14.900	(39)
					5.40	8.20	8.40	8.40	8.80	8.20	8.50	8.375			13.775	(36)
					4.80	8.40	8.80	8.80	9.00	8.60	8.50	8.675			13.475	(37)
22	21	PRISTAUKA Aliaksandr	BLR		5.20	7.00	7.20	7.30	8.00	7.10	7.50	7.275			12.475	(85)
					5.10	8.70	9.00	9.00	8.90	9.00	8.90	8.950			14.050	(13)
					5.00	9.00	8.90	8.70	8.80	9.00	9.10	8.925			13.925	(21)
		Total 82.550			5.80	8.50	8.30	8.50	8.40	8.20	8.40	8.400	0.5		13.700	(100)
					5.60	9.00	8.70	8.50	8.80	8.70	8.50	8.675			14.275	(18)
					5.20	8.70	9.30	8.80	9.00	9.00	8.90	8.925			14.125	(9)
23	79	DUKA F. Artur	HUN		4.30	7.40	8.10	8.20	8.10	8.20	8.10	8.125			12.425	(88)
					4.50	8.60	8.80	8.60	9.10	8.40	9.00	8.750			13.250	(31)
					4.60	9.00	9.00	9.00	9.00	9.30	8.90	9.000			13.600	(31)
		Total 82.200			5.40	9.30	9.40	9.30	9.30	9.20	9.30	9.300			14.700	(53)
					5.20	9.10	9.00	9.00	9.00	8.90	9.00	9.000			14.200	(20)
					5.30	8.60	8.80	8.90	8.60	9.10	8.60	8.725			14.025	(11)
24	9	ROSSI Gabriel	AUT		5.60	8.50	8.50	8.50	8.80	8.50	8.30	8.500			14.100	(24)
					4.50	6.80	7.10	6.80	7.10	7.30	7.50	7.075			11.575	(76)
					4.80	9.10	9.20	8.80	9.10	9.00	8.70	9.000			13.800	(23)
		Total 81.925			6.20	9.40	9.40	9.40	9.40	9.40	9.40	9.400		15.600	15.600	(18)
					6.60	8.80	8.50	8.80	8.50	8.80	8.40	8.650	0.1	15.150		
					5.10	8.10	8.30	8.00	8.20	8.30	7.70	8.150			13.250	(62)
					5.50	8.20	8.40	8.30	7.70	8.20	7.70	8.100			13.600	(32)

Lausanne (SUI) 8 - 11 May 2008

INDIVIDUAL JUDGES SCORES
Men's Juniors - Team Competition - All-Around And Qual. For Competition 3

FRI 9 MAY 2008 - 18:00





































Rank	Bib	Name	NOC Code		A Score	B1	B2	B3	B4	B5	B6	B Score	Pen.	Vault 1 Vault 2	Total	Rank by App.
25	61	AUGIS Axel	FRA		5.40	7.80	7.70	7.40	7.80	8.10	8.10	7.850	0.1		13.150	(53)
					3.80	8.50	8.80	8.70	8.60	8.70	9.10	8.700			12.500	(52)
					5.00	8.00	8.40	8.00	8.00	8.30	8.20	8.125			13.125	(51)
		Total 81.825			5.40	9.40	9.20	9.50	9.40	9.60	9.30	9.400	0.5		14.300	(70)
					5.90	9.20	9.00	9.00	8.90	9.00	9.20	9.050			14.950	(1)
					5.60	8.10	8.20	8.20	8.10	8.30	8.30	8.200			13.800	(24)
26	76	TALAS Bence	HUN		4.80	8.60	8.20	8.10	8.60	8.10	8.40	8.325			13.125	(54)
					4.90	9.00	8.70	8.90	8.70	8.80	9.00	8.850			13.750	(19)
					4.40	8.80	8.90	8.80	9.00	8.70	9.00	8.875			13.275	(45)
		Total 81.525			5.40	9.30	9.20	9.30	9.30	9.30	9.30	9.300	0.1		14.600	(59)
					4.90	8.90	8.70	8.70	9.40	8.60	9.00	8.825			13.725	(38)
					4.70	8.20	8.50	8.40	8.20	8.80	8.30	8.350			13.050	(57)
27	121	DEURLOO Bart	NED		5.90	8.60	8.60	8.20	8.90	8.10	7.90	8.375			14.275	(18)
					5.00	8.70	8.50	8.50	8.80	8.60	8.20	8.575			13.575	(24)
					4.60	8.80	8.90	8.90	9.10	8.90	8.80	8.875			13.475	(37)
		Total 81.250			6.20	9.20	9.30	9.40	9.40	9.30	9.50	9.350	0.1		15.450	(20)
					4.90	8.80	8.30	8.60	8.70	8.90	8.60	8.675			13.575	(48)
					4.30	6.90	7.00	6.20	6.70	6.50	6.30	6.600			10.900	(106)
28	36	KRASIAS Dimitris	CYP		4.90	8.50	8.40	8.10	8.10	8.50	8.20	8.300			13.200	(49)
					3.50	8.10	8.30	8.30	8.00	8.10	8.20	8.175			11.675	(71)
					5.00	8.00	7.80	7.60	8.30	8.20	8.50	8.075			13.075	(54)
		Total 81.175			5.40	9.40	9.30	9.30	9.20	9.20	9.20	9.250			14.650	(54)
					5.60	8.70	9.20	9.20	8.80	8.50	9.30	8.975			14.575	(7)
					5.70	8.20	8.70	8.50	8.10	8.40	7.90	8.300			14.000	(14)
29	17	BOURGOIS Jeremy	BEL		5.40	7.00	7.50	6.90	7.40	6.90	7.60	7.200			12.600	(82)
					5.10	8.30	8.50	8.50	7.90	8.10	7.80	8.200			13.300	(29)
					4.80	8.30	8.60	8.60	8.50	8.70	8.90	8.600			13.400	(41)
		Total 81.150			5.40	9.20	9.10	9.30	9.00	9.10	9.10	9.125			14.525	(65)
					5.30	8.30	8.30	8.10	8.50	8.20	8.50	8.325			13.625	(46)
					5.50	8.20	8.20	7.40	8.40	8.40	8.00	8.200			13.700	(27)
30	84	SEBASTIAN Rohan	IRL		5.60	8.60	8.60	8.70	8.80	8.90	8.50	8.675			14.275	(17)
					4.50	8.70	8.50	8.80	9.00	8.10	8.90	8.725			13.225	(32)
					4.40	7.90	8.20	8.30	8.50	7.80	8.20	8.150			12.550	(67)
		Total 81.100			6.20	8.90	9.00	8.80	8.60	9.00	8.50	8.825	0.4	14.625	14.625	(57)
					5.40	9.30	9.40	9.40	9.30	9.30	9.40	9.350		14.750		
					4.60	8.40	8.70	8.60	8.90	8.80	9.00	8.750			13.350	(56)
					4.80	8.20	8.30	8.10	8.50	8.50	7.90	8.275			13.075	(55)

Lausanne (SUI) 8 - 11 May 2008

INDIVIDUAL JUDGES SCORES

Men's Juniors - Team Competition - All-Around And Qual. For Competition 3

FRI 9 MAY 2008 - 18:00








































Rank	Bib	Name	NOC Code		A Score	B1	B2	B3	B4	B5	B6	B Score	Pen.	Vault 1 Vault 2	Total	Rank by App.
31	131	REGINIAK Bertosz	POL		4.40	8.60	8.80	8.20	8.00	8.40	8.60	8.450	0.1		12.750	(77)
					4.80	7.90	7.50	7.30	7.80	8.10	8.10	7.825			12.625	(48)
					5.60	8.60	8.70	8.70	8.70	8.90	8.60	8.675			14.275	(12)
		Total 80.725			5.40	9.30	9.20	9.40	9.20	9.30	9.20	9.250			14.650	(54)
					5.20	7.70	7.80	7.90	8.20	7.80	7.70	7.800			13.000	(71)
					4.50	9.00	9.00	8.90	8.80	8.90	8.90	8.925			13.425	(38)
32	29	VALCHEV Velislav	BUL		5.10	8.30	8.20	7.80	7.80	8.10	8.10	8.050			13.150	(52)
					4.10	8.30	7.80	8.30	7.70	8.20	7.80	8.025			12.125	(59)
					4.70	8.60	8.50	8.60	8.30	8.20	8.00	8.400			13.100	(53)
		Total 79.725			5.40	9.20	9.20	9.00	9.20	9.20	9.20	9.200			14.600	(60)
					4.50	8.70	8.90	8.90	8.90	8.60	8.90	8.850			13.350	(55)
					5.20	8.10	8.30	8.30	8.80	7.80	8.10	8.200			13.400	(41)
33	98	MAGLIONI Fabio	ITA		4.60	9.00	8.50	8.90	8.60	9.30	8.80	8.825	0.1		13.325	(44)
					4.40	8.70	8.80	8.80	8.50	8.40	9.00	8.700			13.100	(37)
					4.40	8.70	9.00	8.30	8.80	9.20	8.80	8.825			13.225	(47)
		Total 79.625			5.40	9.10	9.10	9.10	9.20	9.20	9.20	9.150	0.1		14.450	(66)
					4.00	8.50	7.90	8.00	7.60	7.60	8.20	7.925			11.925	(103)
					5.10	8.40	9.00	8.20	8.60	8.60	8.40	8.500			13.600	(31)
34	99	DESOLATI Jacopo	ITA		4.60	8.80	8.90	8.70	8.70	8.80	8.30	8.750			13.350	(43)
					3.60	8.50	8.40	8.30	8.10	8.90	8.60	8.450			12.050	(60)
					4.80	8.90	8.30	8.60	8.70	8.80	8.60	8.675			13.475	(39)
		Total 79.475			4.60	9.60	9.40	9.40	9.40	9.60	9.50	9.475			14.075	(76)
					4.90	9.00	9.20	9.00	9.00	8.90	9.00	9.000			13.900	(25)
					4.50	8.30	8.00	7.80	8.20	8.30	8.00	8.125			12.625	(69)
35	171	SANLI Ozgur	TUR		4.30	8.50	8.40	8.60	8.40	8.20	8.50	8.450			12.750	(78)
					4.40	8.50	8.70	8.40	8.70	8.80	8.40	8.575			12.975	(39)
					4.30	8.60	8.50	8.60	8.10	8.20	8.50	8.450			12.750	(60)
		Total 79.350			5.40	9.50	9.40	9.50	9.30	9.60	9.40	9.450			14.850	(42)
					4.20	9.20	9.20	9.00	9.00	8.90	9.30	9.100			13.300	(59)
					4.50	8.00	8.50	8.10	8.50	8.30	8.00	8.225			12.725	(65)
36	95	GEORGIADIS G.	GRE		4.70	8.40	8.30	8.30	8.40	8.60	8.30	8.350			13.050	(61)
					3.60	8.90	8.40	8.60	8.90	8.90	8.80	8.800			12.400	(55)
					3.40	9.20	9.30	9.30	9.30	9.30	9.30	9.300			12.700	(61)
		Total 79.225			5.40	9.40	9.30	9.30	9.30	9.30	9.20	9.300	0.1		14.600	(58)
					4.40	9.10	9.20	8.60	9.00	8.90	9.00	9.000			13.400	(52)
					4.10	9.10	8.90	9.00	9.00	9.00	8.90	8.975			13.075	(54)

Lausanne (SUI) 8 - 11 May 2008

INDIVIDUAL JUDGES SCORES

Men's Juniors - Team Competition - All-Around And Qual. For Competition 3

FRI 9 MAY 2008 - 18:00







































Rank	Bib	Name	NOC Code		A Score	B1	B2	B3	B4	B5	B6	B Score	Pen.	Vault 1 Vault 2	Total	Rank by App.
37	107	PRUSINSKAS Patrikas	LTU		4.40	7.80	8.30	8.50	8.60	8.20	8.60	8.400			12.800	(74)
					4.40	7.60	7.20	7.60	7.10	7.50	7.40	7.425			11.825	(68)
					4.30	8.70	9.00	8.60	8.80	8.60	8.60	8.675			12.975	(57)
					5.40	9.50	9.30	9.50	9.40	9.40	9.50	9.450				
					3.80	9.30	9.20	9.30	9.30	9.40	9.40	9.325	0.1	14.850	14.850	(43)
					4.20	8.60	8.80	8.60	8.30	8.60	8.50	8.575			12.775	(79)
					4.70	8.40	9.00	9.00	9.00	8.90	8.70	8.900			13.600	(29)
Total 78.825																
38	52	LOPEZ Ruben	ESP		5.40	8.90	8.70	8.80	8.20	9.20	8.70	8.775			14.175	(19)
					3.60	7.00	6.90	7.00	6.70	6.80	6.70	6.850			10.450	(98)
					5.50	8.10	8.30	8.10	8.20	8.30	8.10	8.175			13.675	(29)
					6.60	8.50	8.40	8.50	8.80	8.70	8.40	8.525	0.3	14.825	14.825	(45)
					5.80	9.60	9.40	9.70	9.60	9.60	9.50	9.575		15.375		
					5.40	7.70	7.80	8.00	7.50	7.60	8.10	7.775			13.175	(64)
					5.40	7.50	7.00	7.00	6.70	7.30	7.10	7.100			12.500	(75)
Total 78.800																
39	7	DECKER Matthias	AUT		4.50	8.60	8.50	8.50	8.60	8.60	8.30	8.550			13.050	(60)
					4.00	7.30	6.80	7.80	7.80	7.90	7.20	7.525			11.525	(78)
					4.80	7.90	8.20	8.20	8.40	8.00	7.70	8.075			12.875	(58)
					5.40	9.60	9.30	9.40	9.30	9.30	9.30	9.325			14.725	(52)
					4.70	8.80	9.00	9.00	8.90	8.70	9.30	8.925			13.625	(45)
					5.30	7.20	7.80	7.40	7.80	8.20	7.50	7.625			12.925	(61)
																
Total 78.725																
40	18	SCHROE Kristof	BEL		4.30	8.70	8.00	8.50	9.00	8.70	8.80	8.675			12.975	(64)
					4.80	8.90	8.90	8.70	8.70	8.60	8.70	8.750			13.550	(25)
					3.60	8.80	8.70	8.50	8.70	8.70	8.20	8.650			12.250	(74)
					5.40	9.30	9.10	9.00	9.10	9.20	9.30	9.175			14.575	(63)
					4.60	7.40	7.60	7.70	7.40	7.70	7.60	7.575			12.175	(97)
					5.00	7.60	8.00	7.50	7.40	7.90	7.40	7.600			12.600	(71)
																
Total 78.125																
41	16	GENTGES Gilles	BEL		5.20	7.40	7.40	7.90	7.10	7.60	7.20	7.400			12.600	(81)
					3.90	7.90	7.90	7.80	7.50	8.10	7.10	7.775			11.675	(72)
					5.00	8.60	8.70	8.70	8.80	8.80	9.00	8.750			13.750	(25)
					5.40	9.20	9.00	9.00	9.10	9.20	9.20	9.125	0.1		14.425	(68)
					5.30	7.10	7.00	7.10	6.30	6.60	7.10	6.950			12.250	(96)
					4.80	8.40	8.50	8.60	8.80	8.40	8.30	8.475			13.275	(46)
																
Total 77.975																
42	172	ARICAN Ferhat	TUR		5.10	7.60	8.10	8.10	7.70	8.00	8.30	7.975			13.075	(59)
					4.20	8.30	7.90	8.00	8.10	8.30	8.30	8.175			12.375	(57)
					4.10	7.40	7.40	7.70	7.50	8.50	7.80	7.600			11.700	(87)
					4.60	9.50	9.20	9.30	9.20	9.00	9.20	9.225			13.825	(89)
					4.60	9.00	9.20	8.90	9.20	8.70	9.00	9.025			13.625	(44)
					5.00	8.20	8.40	8.40	8.50	8.10	8.30	8.325			13.325	(44)
Total 77.925																

Lausanne (SUI) 8 - 11 May 2008

INDIVIDUAL JUDGES SCORES

Men's Juniors - Team Competition - All-Around And Qual. For Competition 3

FRI 9 MAY 2008 - 18:00





































Rank	Bib	Name	NOC Code		A Score	B1	B2	B3	B4	B5	B6	B Score	Pen.	Vault 1 Vault 2	Total	Rank by App.
43	137	ROMERO Diogo	POR		4.60	8.30	8.40	8.20	8.30	8.70	8.40	8.350	0.1		12.850	(72)
					5.10	8.00	7.70	8.40	7.90	8.00	8.40	8.075			13.175	(35)
					4.30	8.70	8.40	8.30	7.90	8.40	8.30	8.350			12.650	(64)
		Total 77.775			4.60	9.30	9.30	9.40	9.30	9.30	9.20	9.300			13.900	(84)
					4.90	8.30	8.30	7.80	8.20	8.00	7.90	8.100			13.000	(70)
					4.50	8.00	7.60	7.60	7.50	7.90	7.70	7.700			12.200	(82)
44	166	STENBERG Mans	SWE		5.40	8.90	9.20	8.70	8.90	8.80	9.00	8.900			14.300	(15)
					3.70	6.90	6.90	7.30	7.10	6.80	6.70	6.925			10.625	(97)
					3.90	8.50	8.40	8.30	8.70	8.80	8.60	8.550			12.450	(69)
		Total 77.500			5.80	8.80	8.50	8.70	8.60	8.70	8.50	8.625			14.425	(69)
					4.70	8.50	8.80	8.30	8.90	9.00	8.50	8.675			13.375	(54)
					3.80	8.60	8.40	8.70	8.40	8.60	8.50	8.525			12.325	(81)
45	109	ESAULOV Vladislav	LTU		4.00	8.60	7.90	8.30	8.00	7.90	8.20	8.100	0.1		12.000	(107)
					3.40	8.70	8.30	8.50	8.90	8.10	8.40	8.475			11.875	(64)
					4.80	7.10	7.80	7.40	7.20	7.70	7.50	7.450			12.250	(76)
		Total 76.800			5.40	8.90	8.70	8.70	9.10	9.00	8.80	8.850		14.250	14.250	(73)
					4.20	9.50	9.30	9.40	9.10	9.30	9.30	9.325		13.525		
					4.30	9.20	9.00	9.10	9.20	8.80	9.30	9.125			13.425	(50)
					4.10	8.80	9.10	8.80	8.60	9.10	8.90	8.900			13.000	(58)
46	63	LIMA Mauricio	FRA		5.30	7.30	8.00	7.90	8.00	8.10	7.60	7.875			13.175	(50)
					4.10	4.00	4.10	4.00	3.70	4.30	4.30	4.100			8.200	(110)
					4.70	8.10	7.70	7.70	8.00	7.80	8.30	7.900			12.600	(66)
		Total 76.025			6.20	9.30	9.50	9.40	9.50	9.40	9.30	9.400			15.600	(16)
					5.10	8.50	8.30	8.50	8.90	8.70	8.30	8.500			13.600	(47)
					5.00	7.90	7.90	8.10	7.70	7.90	7.60	7.850			12.850	(62)
47	11	SHIKHALIYEV Shakir	AZE		4.80	8.40	8.20	8.30	8.20	8.10	8.30	8.250	0.1		12.950	(66)
					3.00	7.90	8.00	8.00	8.50	8.30	8.50	8.200			11.200	(89)
					3.60	8.40	8.90	8.50	9.00	8.70	8.50	8.650			12.250	(73)
		Total 75.650			5.80	9.30	9.20	9.30	9.40	9.30	9.30	9.300			15.100	(31)
					4.30	8.80	8.20	9.10	9.20	9.20	9.00	9.025			13.325	(58)
					2.10	8.70	8.80	8.60	8.80	8.60	8.90	8.725			10.825	(108)
48	108	STOSKUS Arnas	LTU		4.00	8.00	8.20	8.10	8.20	8.20	7.90	8.125			12.125	(104)
					4.10	8.20	7.70	8.00	7.30	7.20	8.10	7.775			11.875	(66)
					4.40	8.30	7.70	8.00	8.50	7.60	8.20	8.050			12.450	(70)
		Total 75.575			4.60	9.50	9.40	9.50	9.30	9.50	9.10	9.425		14.025	14.025	(77)
					3.00	9.40	9.00	9.40	9.30	9.40	9.40	9.375		12.375		
					4.40	7.90	7.90	8.10	7.50	8.00	7.90	7.925			12.325	(93)
					4.20	8.50	8.70	8.70	8.60	8.00	8.50	8.575			12.775	(64)

Lausanne (SUI) 8 - 11 May 2008

INDIVIDUAL JUDGES SCORES

Men's Juniors - Team Competition - All-Around And Qual. For Competition 3

FRI 9 MAY 2008 - 18:00






































Rank	Bib	Name	NOC Code		A Score	B1	B2	B3	B4	B5	B6	B Score	Pen.	Vault 1 Vault 2	Total	Rank by App.
49	173	KARAKUS Mesut	TUR		4.40	8.20	8.20	7.60	7.80	8.30	7.80	8.000			12.400	(91)
					4.10	7.50	6.90	7.60	7.10	7.30	7.50	7.350			11.450	(79)
					3.60	8.30	8.30	8.00	8.50	8.00	8.60	8.275			11.875	(83)
		Total 75.275			4.60	9.30	9.30	9.30	9.30	9.10	9.20	9.275	0.1		13.775	(96)
					4.50	8.20	8.40	8.20	8.20	8.00	8.30	8.225			12.725	(82)
					4.60	8.40	8.30	8.60	8.40	8.40	8.60	8.450			13.050	(56)
50	42	BRABLIK Richard	CZE		3.60	8.00	8.30	8.10	8.00	8.30	8.10	8.125			11.725	(108)
					3.60	7.50	7.90	7.70	8.30	7.60	7.90	7.775			11.375	(82)
					3.70	8.50	8.30	8.60	8.60	8.30	8.60	8.500			12.200	(77)
		Total 75.125			5.40	9.00	9.20	9.30	9.40	9.20	9.00	9.175			14.575	(62)
					3.80	8.90	8.70	9.00	9.00	8.80	8.90	8.900			12.700	(83)
					4.40	8.20	8.20	8.20	8.10	7.90	8.10	8.150			12.550	(72)
51	111	WALDBILLIG Oliver	LUX		4.70	7.40	7.60	7.40	7.50	7.70	8.00	7.550			12.250	(101)
					2.90	5.60	7.00	7.50	6.40	6.50	7.10	6.750			9.650	(106)
					4.60	8.40	7.90	7.80	8.30	8.10	7.90	8.050			12.650	(65)
		Total 74.750			5.40	9.50	9.20	9.40	9.50	9.40	9.30	9.400			14.800	(46)
					4.80	8.50	8.60	8.60	8.60	8.70	8.90	8.625			13.425	(51)
					4.60	7.50	7.50	7.20	7.10	7.90	7.30	7.375			11.975	(87)
52	132	JARZABEK Piotr	POL		4.30	9.00	8.90	8.70	9.00	9.20	8.40	8.900			13.200	(48)
					3.40	7.30	7.60	7.60	7.10	7.50	8.10	7.500			10.900	(92)
					3.20	8.50	8.80	8.50	8.30	7.90	8.70	8.500			11.700	(86)
		Total 74.575			4.60	9.20	9.00	9.00	9.10	9.20	9.20	9.125	0.1		13.625	(104)
					4.70	8.00	8.10	7.80	8.10	8.20	8.40	8.100			12.800	(78)
					3.90	8.40	8.50	8.40	8.50	8.30	8.60	8.450			12.350	(80)
53	41	BOMER Jiri	CZE		4.10	8.50	8.70	8.70	8.80	8.90	8.40	8.675			12.775	(75)
					4.10	8.60	8.50	8.50	8.10	8.00	8.80	8.425			12.525	(50)
					2.70	8.60	8.50	9.00	9.00	8.70	8.90	8.800			11.500	(89)
		Total 74.375			4.00	8.40	8.30	8.50	8.00	8.60	8.40	8.400			12.400	(114)
					3.90	8.90	8.90	8.70	9.00	8.80	8.60	8.825			12.725	(81)
					3.40	8.90	9.20	8.90	9.10	9.20	9.00	9.050			12.450	(76)
54	46	WINTHER Joachim	DEN		4.30	8.60	8.50	8.10	8.50	8.30	8.60	8.475			12.775	(76)
					3.20	8.80	8.80	8.50	8.60	8.40	8.40	8.575			11.775	(69)
					3.30	7.80	8.20	8.20	8.20	8.00	7.60	8.050			11.350	(92)
		Total 73.625			4.60	9.20	9.20	9.20	9.20	9.00	9.20	9.200			13.800	(93)
					3.10	8.10	8.10	8.30	8.30	7.70	8.40	8.200			11.300	(109)
					4.10	8.70	8.20	9.00	8.60	8.40	8.40	8.525			12.625	(67)

Lausanne (SUI) 8 - 11 May 2008

INDIVIDUAL JUDGES SCORES

Men's Juniors - Team Competition - All-Around And Qual. For Competition 3

FRI 9 MAY 2008 - 18:00





































Rank	Bib	Name	NOC Code		A Score	B1	B2	B3	B4	B5	B6	B Score	Pen.	Vault 1 Vault 2	Total	Rank by App.
55	161	MICHNAK Slavomir	SVK		4.50	8.50	8.50	8.60	8.50	8.40	8.50	8.500			13.000	(63)
					4.60	7.80	8.20	8.00	7.80	7.60	7.90	7.875			12.475	(53)
					2.60	8.40	8.00	8.80	8.40	8.10	8.60	8.375			10.975	(99)
					4.00	9.40	9.20	9.10	9.10	9.30	9.30	9.225			13.225	(106)
					3.70	9.10	8.70	8.70	8.60	8.90	9.00	8.825			12.525	(89)
					3.40	8.00	7.70	7.80	7.80	7.80	7.70	7.775			11.175	(98)
		Total 73.375														
56	162	SNIRER Denis	SVK		4.20	7.90	8.10	7.90	8.00	8.30	8.30	8.075			12.275	(97)
					4.00	7.60	7.40	7.00	7.50	7.00	7.20	7.275			11.275	(86)
					3.70	8.20	8.40	8.40	8.80	8.40	8.40	8.400			12.100	(80)
					4.60	9.30	9.40	9.30	9.30	9.50	9.30	9.325			13.925	(82)
					3.80	9.40	9.30	9.40	9.40	9.40	9.40	9.400		13.200	13.925	(82)
					3.50	9.10	9.00	9.10	9.20	9.20	9.30	9.150			12.650	(84)
					3.00	7.90	7.80	7.90	8.30	8.50	8.20	8.075			11.075	(102)
		Total 73.300														
57	126	SKJERAHAUG Stian	NOR		4.30	8.50	8.60	8.50	8.60	8.60	8.60	8.575			12.875	(68)
					3.20	7.80	7.50	7.50	8.00	7.70	7.70	7.675			10.875	(93)
					2.50	8.60	8.50	8.80	8.80	8.40	8.60	8.625			11.125	(95)
					4.60	9.30	9.10	9.30	9.40	9.30	9.30	9.300			13.900	(85)
					4.10	8.80	8.90	8.50	8.60	8.70	8.70	8.700			12.800	(77)
					3.60	6.80	7.00	6.50	6.80	7.10	6.80	6.850			10.450	(113)
		Total 72.025														
58	48	FULGSIG Marcus	DEN		4.80	7.60	8.50	7.90	8.10	8.30	8.30	8.150			12.950	(67)
					3.50	7.10	6.70	7.50	6.60	6.70	6.80	6.825			10.325	(100)
					2.10	7.70	8.00	8.00	8.20	7.90	7.80	7.925			10.025	(108)
					4.60	9.50	9.40	9.50	9.20	9.40	9.30	9.400			14.000	(79)
					4.30	8.40	7.90	8.40	8.80	7.80	8.40	8.275			12.575	(86)
					3.10	8.50	8.50	8.20	8.70	8.40	8.60	8.500			11.600	(92)
		Total 71.475														
59	45	VESELY Jiri	CZE		3.90	8.10	8.50	7.90	8.60	8.10	8.20	8.225	0.1		12.025	(106)
					2.90	8.20	8.30	8.30	8.90	8.70	8.50	8.450			11.350	(84)
					2.70	8.40	8.00	8.50	8.50	8.40	8.00	8.325			11.025	(98)
					4.60	9.20	9.40	9.20	9.20	9.10	9.20	9.200	0.1		13.700	(98)
					3.60	8.80	8.50	8.80	8.80	8.80	8.90	8.800			12.400	(91)
					2.10	8.20	8.60	8.60	8.70	8.70	8.80	8.650			10.750	(111)
		Total 71.250														
60	31	DUSPARA Josip	CRO		4.50	8.10	8.10	8.80	8.40	8.50	8.30	8.325			12.825	(73)
					4.80	8.00	7.60	8.30	8.00	7.70	7.10	7.825			12.625	(49)
					3.30	8.30	8.40	8.90	8.80	8.30	8.30	8.450			11.750	(85)
					4.60	9.30	9.40	9.40	9.30	9.10	9.30	9.325			13.925	(83)
					3.60	4.80	4.70	4.20	4.50	4.60	4.80	4.650			8.250	(113)
					3.30	8.50	8.40	8.50	8.70	8.40	8.80	8.525			11.825	(91)
		Total 71.200														

Lausanne (SUI) 8 - 11 May 2008

INDIVIDUAL JUDGES SCORES

Men's Juniors - Team Competition - All-Around And Qual. For Competition 3

FRI 9 MAY 2008 - 18:00





































Rank	Bib	Name	NOC Code		A Score	B1	B2	B3	B4	B5	B6	B Score	Pen.	Vault 1 Vault 2	Total	Rank by App.
61	87	MEDVEDEV Andrey	ISR		5.40	6.40	7.10	6.60	7.00	6.50	6.70	6.700	0.4		11.700	(109)
					3.00	7.80	7.80	7.10	7.20	7.80	7.80	7.650			10.650	(96)
					4.00	8.00	7.80	7.60	7.30	7.20	7.40	7.525			11.525	(88)
		Total 70.425			4.60	9.00	9.00	8.90	8.90	9.00	8.90	8.950	0.1		13.450	(105)
					4.10	8.50	8.40	8.20	8.20	7.70	8.10	8.225			12.325	(92)
					4.00	7.00	6.80	5.80	6.80	6.80	6.70	6.775			10.775	(110)
62	128	CONRADI Marcus	NOR		4.50	7.80	7.60	8.00	8.30	8.10	7.80	7.925			12.425	(89)
					3.00	8.20	8.00	8.30	8.60	8.20	8.60	8.325			11.325	(85)
					2.70	8.30	8.40	8.50	8.50	8.60	8.60	8.500			11.200	(94)
		Total 70.300			4.60	9.00	9.20	9.10	8.90	9.00	9.30	9.075			13.675	(101)
					3.50	7.90	7.10	7.50	7.50	7.40	7.20	7.400			10.900	(112)
					2.20	8.50	8.40	8.60	9.10	8.60	8.60	8.575			10.775	(109)
63	153	STEVANOVIC Ziko	SLO		4.30	8.90	7.60	8.60	8.40	8.70	8.50	8.550			12.850	(71)
					3.60	7.70	7.90	7.70	7.90	7.00	7.90	7.800			11.400	(81)
					2.60	7.40	7.50	8.20	8.00	7.50	7.90	7.725			10.325	(104)
		Total 69.625			3.80	8.80	9.00	9.40	9.10	9.10	9.20	9.100			12.900	(110)
					3.40	7.90	7.30	7.90	7.20	7.80	7.50	7.625			11.025	(111)
					2.30	8.90	8.80	8.70	8.80	9.10	8.80	8.825			11.125	(99)
64	53	NAVARRO Enrique	ESP													
					4.40	8.30	8.30	8.50	8.20	8.20	8.80	8.325			12.725	(46)
					5.90	8.50	9.00	8.90	8.90	8.60	8.80	8.800			14.700	(3)
		Total 69.225			6.20	9.50	9.50	9.60	9.50	9.50	9.40	9.500	0.1		15.600	(15)
					4.90	7.90	8.10	8.60	7.80	8.20	8.30	8.125			13.025	(69)
					4.50	8.70	8.10	8.80	8.80	8.70	8.50	8.675			13.175	(50)
65	125	BLETTERMAN Michel	NED		5.20	8.70	8.10	8.40	8.70	8.50	8.50	8.525	0.1		13.625	(35)
					3.60	8.20	8.20	8.30	8.30	8.30	8.50	8.275			11.875	(65)
					4.00	9.00	8.70	8.80	8.50	8.80	8.30	8.700			12.700	(62)
		Total 69.200			4.60	9.30	9.20	9.20	9.20	9.20	9.30	9.225			13.825	(90)
					2.60	3.10	3.10	2.60	2.50	2.60	2.00	2.700			5.300	(115)
					4.00	7.80	8.00	7.70	8.00	8.00	7.70	7.875			11.875	(89)
66	54	BERMEJO Eduardo	ESP		5.60	8.10	8.60	8.50	8.40	8.60	8.60	8.525			14.125	(22)
					4.70	8.30	8.20	8.30	7.60	8.10	8.20	8.200			12.900	(43)
					4.60	8.40	8.50	8.20	8.50	8.60	8.90	8.500			13.100	(52)
		Total 69.125			5.80	9.40	9.40	9.60	9.30	9.30	9.40	9.375			15.175	(25)
					5.10	8.80	8.70	8.80	8.60	8.60	8.90	8.725			13.825	(31)
																

Lausanne (SUI) 8 - 11 May 2008

INDIVIDUAL JUDGES SCORES

Men's Juniors - Team Competition - All-Around And Qual. For Competition 3

FRI 9 MAY 2008 - 18:00






































Rank	Bib	Name	NOC Code		A Score	B1	B2	B3	B4	B5	B6	B Score	Pen.	Vault 1 Vault 2	Total	Rank by App.
67	158	NÜTZI Simon	SUI		5.30	8.80	8.50	8.80	9.00	8.60	8.50	8.675			13.975	(28)
					3.70	8.20	8.00	8.10	7.70	7.90	7.50	7.925			11.625	(73)
					5.00	8.70	9.00	8.70	8.60	8.80	8.80	8.750			13.750	(25)
		Total 68.500			5.80	9.40	9.40	9.30	9.40	9.20	9.40	9.375	0.1		15.075	(32)
																
					5.20	8.70	9.20	9.00	8.50	8.90	8.90	8.875			14.075	(10)
67	180	SYENICHKIN A.	UKR		5.50	7.90	8.00	7.40	7.90	7.40	8.20	7.800			13.300	(45)
					5.80	7.70	7.90	8.40	7.70	8.20	7.90	7.925			13.725	(20)
																
		Total 68.500			5.40	9.50	9.30	9.30	9.40	9.30	9.30	9.325	0.3		14.425	(67)
					5.50	8.40	8.30	8.20	8.00	8.80	7.90	8.225			13.725	(39)
					5.30	8.10	8.10	8.00	8.10	7.80	7.90	8.025			13.325	(45)
69	77	VECSERNYES David	HUN		4.40	8.10	8.80	8.60	8.50	9.00	8.40	8.575			12.975	(65)
					4.40	8.70	9.00	8.50	8.60	8.80	8.50	8.650			13.050	(38)
																
		Total 68.375			5.40	9.10	9.20	9.30	9.20	9.30	9.40	9.250	0.1		14.550	(64)
					4.70	8.80	9.10	8.70	9.10	8.90	9.00	8.950			13.650	(42)
					5.60	8.70	8.40	8.60	8.50	8.90	8.30	8.550			14.150	(8)
70	65	ZONA Jim	FRA		5.50	8.40	8.00	8.50	8.20	8.60	8.60	8.425	0.1		13.825	(31)
					4.10	8.70	8.80	8.70	8.70	8.60	8.70	8.700			12.800	(45)
					4.70	9.00	8.60	8.60	8.90	8.90	8.90	8.825			13.525	(35)
		Total 68.275			5.80	9.20	9.30	9.50	9.40	9.30	9.30	9.325	0.1		15.025	(34)
																
					4.80	8.10	8.50	8.80	8.20	8.10	8.40	8.300			13.100	(53)
70	143	MUTIU Stefan	ROU		5.50	8.70	8.20	8.10	8.50	8.10	8.20	8.250			13.750	(33)
																
					4.60	8.90	8.80	8.90	9.00	8.90	8.80	8.875			13.475	(38)
		Total 68.275			5.80	9.50	9.50	9.60	9.40	9.60	9.30	9.500	0.1		15.200	(24)
					5.10	8.70	8.50	8.80	8.90	8.80	8.80	8.775			13.875	(27)
					4.10	8.00	8.00	7.80	7.50	7.80	7.90	7.875			11.975	(86)
72	142	BURDUHOSU Cornel	ROU		5.10	8.50	8.50	8.40	8.30	8.80	8.70	8.525			13.625	(34)
					4.90	8.00	7.90	8.00	7.40	8.00	7.90	7.950			12.850	(44)
					4.80	8.40	8.80	8.60	8.70	8.90	9.00	8.750			13.550	(32)
		Total 68.150			6.20	9.30	9.60	9.40	9.50	9.40	9.10	9.400		15.600	15.600	(17)
					5.80	8.60	8.50	8.90	8.60	8.80	8.70	8.675	0.1	14.375		
					4.60	8.30	8.00	8.00	8.00	7.70	7.70	7.925			12.525	(73)

Lausanne (SUI) 8 - 11 May 2008

INDIVIDUAL JUDGES SCORES

Men's Juniors - Team Competition - All-Around And Qual. For Competition 3

FRI 9 MAY 2008 - 18:00







































Rank	Bib	Name	NOC Code		A Score	B1	B2	B3	B4	B5	B6	B Score	Pen.	Vault 1 Vault 2	Total	Rank by App.
73	39	PAPAEURIPIDOU Xenios	CYP		4.00	7.30	7.20	7.20	7.20	7.20	8.10	7.225	0.3		10.925	(114)
					3.50	6.50	7.00	7.50	6.60	7.00	7.10	6.925			10.425	(99)
					3.50	7.30	7.00	7.40	7.10	7.40	7.00	7.200			10.700	(102)
		Total 68.100			4.00	9.20	9.10	8.80	9.10	9.00	9.10	9.075	0.1		12.975	(109)
					3.60	8.20	7.70	8.80	7.70	8.00	7.70	7.900			11.500	(107)
					4.50	7.00	7.20	7.00	7.10	7.00	7.40	7.075			11.575	(94)
73	122	SMINK Glenn	NED		5.40	8.80	9.00	8.60	8.30	8.70	8.70	8.700			14.100	(23)
					4.70	8.80	8.90	8.70	8.70	8.60	8.70	8.725			13.425	(28)
					4.20	8.30	8.50	8.60	8.40	8.60	8.40	8.475			12.675	(63)
		Total 68.100			5.80	9.30	9.40	9.40	9.30	9.30	9.40	9.350	0.4		14.750	(51)
					3.90	9.10	9.00	9.40	9.20	9.30	9.50	9.250			13.150	(65)
																
75	86	GUNNARSSON Olafur	ISL		4.80	6.90	6.40	6.90	7.90	7.50	7.10	7.100	0.5		11.400	(112)
					3.20	7.00	6.90	6.50	7.00	6.70	7.20	6.900			10.100	(102)
					3.00	4.50	4.50	4.70	4.50	4.80	4.50	4.550			7.550	(111)
		Total 68.050			4.60	9.30	9.20	9.30	9.10	9.20	9.30	9.250			13.850	(87)
					3.40	9.10	9.10	9.10	9.40	9.20	9.20	9.150			12.550	(87)
					3.70	9.10	9.00	9.10	8.70	8.70	8.80	8.900			12.600	(70)
76	123	TELUSSA Jeffrey	NED		5.30	8.30	8.80	8.70	8.60	8.80	8.40	8.625			13.925	(29)
																
					5.00	6.70	7.20	7.50	6.90	8.10	7.10	7.175			12.175	(79)
		Total 67.425			6.20	9.30	9.30	9.50	9.50	9.50	9.50	9.450	15.650	15.650	15.650	(14)
					5.80	9.50	9.40	9.40	9.50	9.60	9.50	9.475			13.650	(43)
					4.90	8.90	9.30	8.50	8.40	8.70	8.90	8.750			13.650	(43)
					3.80	8.30	8.10	7.90	8.30	8.70	8.20	8.225			12.025	(85)
77	145	MARINESCU Stefan	ROU		5.10	8.30	8.00	8.00	8.60	8.30	8.10	8.175			13.275	(46)
					5.00	7.90	7.80	8.10	8.10	8.10	7.70	7.975			12.975	(40)
					4.70	8.50	8.30	8.60	8.50	8.50	8.50	8.500			13.200	(49)
		Total 67.400			4.60	9.60	9.50	9.50	9.40	9.40	9.60	9.500			14.100	(75)
					5.60	8.30	8.40	8.30	8.10	7.50	8.30	8.250			13.850	(30)
																
78	151	ALHADY Omar	SLO		4.20	7.30	8.20	8.30	7.80	8.40	7.70	8.000			12.200	(103)
					3.10	6.90	6.50	7.10	6.30	6.80	6.90	6.775			9.875	(103)
					2.10	8.00	7.50	7.90	7.80	8.00	7.50	7.800			9.900	(109)
		Total 66.675			3.00	9.30	9.50	9.10	9.00	9.00	9.30	9.175			12.175	(115)
					3.20	8.80	8.20	8.50	8.40	8.00	8.40	8.375			11.575	(106)
					2.20	8.80	8.60	8.70	9.00	8.70	8.80	8.750			10.950	(103)

Lausanne (SUI) 8 - 11 May 2008

INDIVIDUAL JUDGES SCORES

Men's Juniors - Team Competition - All-Around And Qual. For Competition 3

FRI 9 MAY 2008 - 18:00





































Rank	Bib	Name	NOC Code		A Score	B1	B2	B3	B4	B5	B6	B Score	Pen.	Vault 1 Vault 2	Total	Rank by App.
79	152	ZUNKO Zan	SLO		4.20	8.70	8.30	8.20	8.50	8.50	8.30	8.400			12.600	(79)
					3.60	6.30	6.30	6.90	6.70	6.90	7.30	6.700			10.300	(101)
					1.90	3.70	3.90	4.40	3.40	3.40	3.40	3.600			5.500	(113)
		Total 66.175			4.60	9.20	9.20	9.20	9.30	9.10	9.20	9.200			13.800	(92)
					4.20	8.30	8.30	8.70	8.80	8.40	9.00	8.550			12.750	(80)
					3.30	7.90	7.80	8.10	8.10	7.90	7.80	7.925			11.225	(96)
80	139	GOMES Pedro	POR		4.20	7.90	8.10	8.20	7.60	8.50	8.40	8.150			12.350	(95)
					4.10	8.70	8.60	8.30	8.90	8.30	8.60	8.550			12.650	(47)
					4.30	8.60	8.50	8.40	8.30	8.50	8.80	8.500			12.800	(59)
		Total 64.725			4.60	9.10	9.20	9.20	9.20	9.20	9.20	9.200	0.1		13.700	(99)
					4.60	8.70	8.70	8.80	8.10	8.50	8.60	8.625			13.225	(63)
																
81	32	NOVAK Matiza	CRO		5.10	9.10	9.00	8.80	8.90	9.10	8.70	8.950			14.050	(25)
					4.10	7.90	7.90	8.50	7.80	7.80	7.70	7.850			11.950	(62)
					4.00	8.30	8.40	8.70	8.30	8.40	8.50	8.400			12.400	(71)
		Total 64.075			5.40	9.50	9.40	9.50	9.50	9.30	9.20	9.425			14.825	(44)
																
					2.30	9.00	8.30	8.50	8.70	8.50	8.50	8.550			10.850	(107)
81	101	POZNYAKOV Sergei	LAT		4.40	6.30	6.70	6.70	6.40	7.10	7.20	6.725	0.1		11.025	(113)
					2.30	3.60	3.20	3.20	3.00	2.70	3.20	3.150			5.450	(112)
					2.60	8.10	8.40	8.00	8.60	8.10	8.40	8.250			10.850	(100)
		Total 64.075			4.60	9.20	9.00	9.20	9.20	9.20	9.20	9.200			13.800	(93)
					3.80	8.10	8.30	7.90	8.10	8.00	7.80	8.025			11.825	(104)
					2.30	8.80	8.40	8.90	8.90	8.80	8.80	8.825			11.125	(100)
																
83	43	PESEK Tomas	CZE		4.20	8.10	7.80	8.20	8.00	8.70	8.50	8.200			12.400	(90)
																
					3.20	8.80	8.90	8.90	8.60	8.70	8.60	8.750			11.950	(81)
		Total 63.725			5.40	9.30	9.30	9.10	9.40	9.20	9.40	9.300	0.4		14.300	(71)
					3.40	9.00	9.00	8.90	9.00	9.30	9.20	9.050			12.450	(90)
					4.10	8.50	8.60	8.50	8.40	8.80	8.50	8.525			12.625	(68)
																
84	127	ANDREASSEN Hakon	NOR		4.40	7.90	8.20	7.90	8.10	8.30	8.10	8.075			12.475	(84)
					3.50	8.30	8.20	8.10	8.10	8.50	8.50	8.275			11.775	(70)
					1.70	0.20	0.60	0.20	0.50	0.40	0.30	0.350			2.050	(115)
		Total 63.525			4.60	9.10	9.00	9.30	9.40	9.20	9.30	9.225			13.825	(88)
					4.00	8.30	8.50	8.10	8.40	8.20	8.20	8.275			12.275	(95)
					2.50	8.70	8.70	8.60	8.50	8.90	8.50	8.625			11.125	(101)

Lausanne (SUI) 8 - 11 May 2008

INDIVIDUAL JUDGES SCORES

Men's Juniors - Team Competition - All-Around And Qual. For Competition 3

FRI 9 MAY 2008 - 18:00







































Rank	Bib	Name	NOC Code		A Score	B1	B2	B3	B4	B5	B6	B Score	Pen.	Vault 1 Vault 2	Total	Rank by App.
85	57	KANERVA Juko	FIN		5.20	7.60	7.60	7.70	8.50	8.10	8.20	7.900			13.100	(56)
					4.20	7.30	6.40	6.80	7.30	7.30	7.30	7.175		11.375	(83)	
																
					3.80	8.80	8.70	8.80	8.60	8.60	9.00	8.725		12.525	(113)	
					4.40	8.50	8.40	8.60	8.70	8.20	8.50	8.500		12.900	(74)	
					2.20	8.80	9.00	9.00	9.30	9.00	9.00	9.000		11.200	(97)	
86	38	MOUSOUPETROU Gergios	CYP		5.30	7.40	7.30	7.10	7.60	7.60	7.70	7.475	0.5		12.275	(98)
																
					3.30	8.30	7.70	8.10	8.20	7.50	8.20	8.050		11.350	(91)	
					5.40	9.10	9.40	9.20	9.30	9.20	9.10	9.200	14.600	14.600	(61)	
					0.00	0.00	0.00	0.00	0.00	0.00	0.00	0.000	0.000			
					3.50	8.40	8.70	8.70	8.40	8.20	8.80	8.550		12.050	(102)	
87	47	KRISTENSEN Andreas	DEN		4.70	7.60	8.00	7.80	7.80	7.70	7.90	7.800			12.500	(83)
					2.20	7.40	6.50	7.40	7.00	7.30	7.00	7.175		9.375	(107)	
					4.40	7.10	7.80	7.60	7.50	7.30	8.00	7.550		11.950	(82)	
					5.40	9.40	9.30	9.40	9.30	9.40	9.40	9.375	14.775	14.775	(50)	
					5.00	8.50	8.60	9.00	8.40	8.80	8.50	8.600	13.600			
					3.60	8.70	8.70	8.80	8.80	8.60	8.60	8.700		12.300	(94)	
88	58	HARTMAN Samuel	FIN		4.30	8.50	7.80	8.30	8.00	8.50	8.40	8.300			12.600	(80)
					2.60	7.00	7.20	7.10	7.10	6.70	7.30	7.100		9.700	(105)	
					3.30	8.10	8.40	8.00	8.10	8.00	8.60	8.150		11.450	(90)	
					4.60	9.20	9.10	9.00	9.10	9.00	9.10	9.075		13.675	(102)	
																
					5.30	7.90	8.20	7.90	8.00	8.60	8.40	8.125		13.425	(40)	
89	56	PEKKANEN Jarkko	FIN		4.90	6.90	7.40	7.40	7.60	7.50	7.90	7.475	0.3		12.075	(105)
					4.00	8.50	8.40	8.30	8.00	8.40	8.90	8.400		12.400	(56)	
					3.20	6.80	7.20	7.60	7.00	7.00	6.80	7.000		10.200	(107)	
					5.40	8.70	8.60	9.00	9.10	8.80	9.10	8.900	0.5	13.800	13.800	(95)
					5.00	9.20	9.10	9.00	9.10	9.20	9.20	9.150	14.150			
					4.20	7.80	7.90	8.20	7.20	7.80	8.20	7.925		12.125	(100)	
90	116	CROVETTO Kevin	MON		3.70	8.70	8.40	8.50	8.50	8.80	8.00	8.525			12.225	(102)
					2.30	1.00	1.00	1.50	0.70	1.50	1.50	1.250		3.550	(114)	
					2.40	4.20	3.80	4.50	4.00	4.20	4.30	4.175		6.575	(112)	
					4.00	9.30	9.20	8.90	9.30	9.20	9.20	9.225		13.225	(107)	
					2.60	8.70	8.60	8.40	8.70	8.00	8.80	8.600		11.200	(110)	
					2.70	8.10	8.00	8.40	8.10	8.20	8.40	8.200		10.900	(105)	

Lausanne (SUI) 8 - 11 May 2008

INDIVIDUAL JUDGES SCORES

Men's Juniors - Team Competition - All-Around And Qual. For Competition 3

FRI 9 MAY 2008 - 18:00








































Rank	Bib	Name	NOC Code		A Score	B1	B2	B3	B4	B5	B6	B Score	Pen.	Vault 1 Vault 2	Total	Rank by App.
91	59	NIVA Heikki	FIN		4.40	8.10	7.80	7.70	8.20	7.80	8.20	7.975			12.375	(93)
					3.30	6.30	6.70	6.70	6.00	6.50	6.70	6.550			9.850	(104)
					2.70	7.50	7.10	7.50	7.90	7.40	8.00	7.575			10.275	(106)
		Total 57.650														
					3.90	8.60	8.80	8.70	8.60	8.90	9.00	8.750			12.650	(85)
					3.90	8.40	8.60	8.60	8.50	8.70	8.70	8.600			12.500	(74)
92	73	BYKOV Ivan	GER		5.80	8.60	8.60	8.50	8.10	8.90	8.60	8.575			14.375	(13)
					5.10	7.70	8.20	8.60	8.30	8.50	8.70	8.400			13.500	(26)
																
		Total 57.400			6.20	9.50	9.50	9.60	9.60	9.60	9.40	9.550		15.750	15.750	(8)
					5.80	9.40	9.50	9.40	9.50	9.40	9.30	9.425		15.225		
					5.30	8.60	7.80	8.30	8.50	8.60	8.50	8.475			13.775	(35)
																
93	68	SEAGER Theo	GBR		5.90	9.00	8.90	8.70	8.40	9.00	8.70	8.825	0.1		14.625	(6)
																
					5.10	7.90	7.90	7.90	8.00	8.30	7.70	7.925			13.025	(56)
		Total 57.350			6.20	9.70	9.70	9.70	9.60	9.50	9.60	9.650		15.850	15.850	(3)
					6.60	9.50	9.70	9.60	9.30	9.60	9.30	9.500		16.100		
																
					5.30	8.60	8.60	8.80	8.30	8.20	8.70	8.550			13.850	(21)
94	159	ROSSI Kevin	SUI		5.50	9.00	8.70	8.90	8.60	8.80	9.00	8.850			14.350	(14)
																
					5.10	8.80	8.40	8.80	8.70	9.00	8.50	8.700			13.800	(24)
		Total 57.275			5.80	9.50	9.50	9.60	9.50	9.50	9.50	9.500			15.300	(22)
					5.30	9.00	8.30	8.50	8.70	8.40	8.50	8.525			13.825	(32)
																
95	178	YAROSLAVTSEV V.	UKR		6.00	8.20	8.60	8.70	8.20	8.80	8.30	8.450			14.450	(11)
																
					4.80	9.20	9.20	9.40	9.50	9.10	9.20	9.250			14.050	(17)
		Total 56.975			6.20	9.20	8.80	9.00	9.10	8.80	8.80	8.925			15.125	(30)
																
					4.90	8.50	8.40	8.40	8.10	8.50	8.60	8.450			13.350	(42)
96	147	IGNATENKOV Kirill	RUS		5.50	8.50	8.10	8.40	8.60	8.20	8.40	8.375			13.875	(30)
																
																
		Total 55.650			4.40	8.60	8.30	8.40	8.60	8.50	8.20	8.450	0.1		12.750	(112)
					5.70	9.10	8.70	8.80	8.90	9.10	8.90	8.925			14.625	(5)
					5.50	8.50	8.70	8.90	9.20	9.00	9.00	8.900			14.400	(2)

Lausanne (SUI) 8 - 11 May 2008

INDIVIDUAL JUDGES SCORES

Men's Juniors - Team Competition - All-Around And Qual. For Competition 3

FRI 9 MAY 2008 - 18:00






































Rank	Bib	Name	NOC Code		A Score	B1	B2	B3	B4	B5	B6	B Score	Pen.	Vault 1 Vault 2	Total	Rank by App.
97	23	BULAUSKI Pavel	BLR		5.20	8.30	8.30	8.00	7.70	8.10	8.40	8.175	0.3		13.075	(58)
					4.40	9.00	8.70	8.70	8.30	9.10	9.00	8.850			13.250	(30)
					5.30	8.90	8.90	8.60	8.80	8.70	8.80	8.800			14.100	(16)
					5.40	9.60	9.60	9.60	9.60	9.60	9.60	9.600			15.000	(36)
																
																
		Total 55.425														
98	64	PETER Bastian	FRA													
					4.70	9.00	9.00	9.00	9.10	9.10	9.10	9.050			13.750	(18)
					4.50	8.90	8.80	8.80	9.00	8.70	8.80	8.825			13.325	(43)
																
					5.30	8.80	9.20	8.60	9.10	9.00	8.90	8.950			14.250	(19)
					5.40	8.70	8.40	8.70	8.60	8.60	8.30	8.575			13.975	(15)
		Total 55.300														
99	97	PIAVE Simone	ITA		4.90	7.70	8.40	7.90	8.40	8.00	8.40	8.175			13.075	(57)
																
																
																
					5.80	9.30	9.10	9.20	9.20	9.30	9.20	9.225			15.025	(35)
					4.70	9.00	9.30	9.10	9.20	9.10	9.30	9.175			13.875	(26)
					4.50	8.50	8.70	8.90	8.50	8.60	8.60	8.600			13.100	(52)
		Total 55.075														
100	25	VERBAVITSKI U.	BLR		5.50	7.80	7.70	7.80	7.70	8.00	7.80	7.775	0.4		12.875	(69)
																
																
																
					5.80	9.50	9.40	9.50	9.50	9.50	9.30	9.475			15.275	(23)
					5.00	8.90	8.50	8.40	8.90	8.50	8.90	8.700			13.700	(40)
					4.30	8.20	8.20	8.00	8.00	7.90	8.30	8.100			12.400	(78)
		Total 54.250														
101	80	VLACSIL A.	HUN													
					4.20	9.00	8.70	9.00	9.00	8.90	8.90	8.950			13.150	(36)
					5.10	8.20	8.50	8.40	8.30	8.40	8.60	8.400			13.500	(36)
																
					4.90	9.30	9.20	9.10	9.00	9.10	9.20	9.150			14.050	(22)
					5.00	7.70	7.10	6.70	7.10	7.40	7.20	7.200			12.200	(83)
		Total 52.900														
102	37	PARPAS Giannos	CYP		4.30	7.30	7.10	7.40	7.50	7.20	8.00	7.350			11.650	(111)
					3.40	5.30	5.70	7.00	5.40	6.20	6.00	5.825			9.225	(108)
					2.50	2.20	2.50	2.10	2.40	2.40	1.80	2.275			4.775	(114)
					4.60	9.20	9.00	9.10	9.10	9.00	9.00	9.050				
					4.20	8.50	8.40	8.50	8.50	8.50	8.30	8.475				
					0.80	0.50	2.00	0.90	0.40	0.00	0.80	0.650			1.450	(116)
					4.80	7.10	6.90	6.80	7.60	7.30	7.30	7.150			11.950	(88)
		Total 52.700														

Lausanne (SUI) 8 - 11 May 2008

INDIVIDUAL JUDGES SCORES

Men's Juniors - Team Competition - All-Around And Qual. For Competition 3

FRI 9 MAY 2008 - 18:00






































Rank	Bib	Name	NOC Code		A Score	B1	B2	B3	B4	B5	B6	B Score	Pen.	Vault 1 Vault 2	Total	Rank by App.
103	28	VELEV Kristian	BUL													
																
					3.80	8.20	8.10	8.10	7.80	7.70	8.40	8.050			11.850	(84)
		Total 52.425			5.40	9.20	9.40	9.30	9.30	9.20	9.10	9.250			14.650	(56)
					4.10	8.60	9.00	9.00	8.80	8.60	9.10	8.850			12.950	(73)
					4.20	8.90	8.20	8.70	8.90	8.70	8.80	8.775			12.975	(59)
104	35	BOROSA Filip	CRO													
					5.00	8.70	8.70	8.50	8.30	9.00	8.40	8.575			13.575	(36)
					3.30	8.20	8.40	8.20	8.00	8.30	8.50	8.275			11.575	(74)
		Total 52.125			4.60	9.50	9.20	9.30	9.40	9.20	9.50	9.350			13.950	(81)
					4.10	9.00	8.80	8.90	9.00	9.20	8.70	8.925			13.025	(68)
																
105	8	EGERMANN Julian	AUT													
					4.70	8.10	7.60	8.00	8.00	8.20	8.10	8.050	0.3		12.450	(86)
					3.50	7.10	7.10	7.40	7.40	7.20	7.50	7.275			10.775	(94)
		Total 51.675			5.80	9.40	9.50	9.30	9.40	9.40	9.20	9.375			15.175	(27)
					4.30	9.00	8.90	8.90	9.10	9.10	8.80	8.975			13.275	(61)
																
106	6	AUER Roland	AUT													
					4.50	7.00	5.90	7.00	7.00	6.30	6.70	6.750			11.250	(87)
					4.30	7.70	7.80	8.00	8.00	8.10	7.80	7.900			12.200	(78)
		Total 50.375														
					4.40	8.80	8.80	9.00	9.10	9.00	9.30	8.975			13.375	(53)
					4.80	8.90	8.70	8.60	8.60	8.80	8.90	8.750			13.550	(33)
107	134	NOWAK Tomasz	POL													
					3.90	8.20	7.90	7.80	7.70	8.10	7.70	7.875	0.1		11.675	(110)
					3.80	7.90	7.90	8.30	7.40	7.80	7.20	7.750			11.550	(77)
		Total 50.000			4.60	9.40	9.30	9.30	9.30	9.10	9.30	9.300	0.1		13.800	(91)
					4.00	9.00	9.20	8.60	9.20	8.80	8.90	8.975			12.975	(72)
																
108	135	KIELBIK Piotr	POL													
					4.00	8.30	8.70	8.30	8.80	8.20	8.10	8.375			12.375	(92)
					4.00	8.30	8.50	8.70	8.90	8.60	8.30	8.525			12.525	(68)
		Total 49.950			0.00	0.00	0.00	0.00	0.00	0.00	0.00	0.000		0.000	0.000	(116)
					4.60	9.40	9.30	9.20	9.30	8.90	9.20	9.250		13.850		
					3.60	9.30	9.20	9.20	9.10	9.40	9.50	9.275			12.875	(75)
					3.40	9.00	8.60	8.60	8.90	8.50	9.10	8.775			12.175	(84)

Lausanne (SUI) 8 - 11 May 2008

INDIVIDUAL JUDGES SCORES

Men's Juniors - Team Competition - All-Around And Qual. For Competition 3

FRI 9 MAY 2008 - 18:00





































Rank	Bib	Name	NOC Code		A Score	B1	B2	B3	B4	B5	B6	B Score	Pen.	Vault 1 Vault 2	Total	Rank by App.
109	26	MANOLOV Pavel	BUL													
					4.30	6.00	6.70	6.70	6.10	6.70	6.40	6.475			10.775	(95)
					4.50	8.20	8.60	8.50	8.60	8.80	8.80	8.625			13.125	(50)
		Total 49.925														
					4.80	8.30	8.30	8.50	8.20	8.30	8.00	8.275			13.075	(67)
					4.30	8.50	8.60	8.90	8.90	8.60	8.50	8.650			12.950	(60)
110	81	RELLIS Geoff	IRL		3.80	8.60	8.70	8.40	8.60	8.70	8.60	8.625			12.425	(87)
																
					2.50	8.10	8.20	8.40	8.00	8.20	8.30	8.200			10.700	(101)
		Total 49.125			4.60	9.30	9.20	9.30	9.30	9.30	9.20	9.275	13.875		13.875	(86)
					3.80	9.40	9.20	9.20	9.40	9.30	9.30	9.300	13.100			
					3.60	8.30	8.60	8.60	8.10	8.60	8.70	8.525			12.125	(99)
111	10	SCHWAB Matthias	AUT		4.20	7.50	7.90	8.10	8.00	8.20	8.20	8.050			12.250	(99)
																
					4.30	6.60	6.80	7.10	6.80	7.00	6.50	6.800			11.100	(96)
		Total 48.925			5.40	8.90	9.00	8.90	9.00	9.10	9.10	9.000	0.4		14.000	(80)
																
					4.40	7.40	7.20	7.00	7.10	7.20	7.20	7.175			11.575	(93)
112	27	SMILENOV Smilen	BUL		5.10	6.70	7.20	7.30	7.50	7.20	7.40	7.275			12.375	(94)
					3.90	8.10	8.10	7.80	8.10	8.10	7.80	8.025			11.925	(63)
					3.50	5.80	6.30	7.00	7.00	6.90	7.00	6.800			10.300	(105)
		Total 46.675														
					4.00	8.40	8.00	8.10	7.70	8.10	8.10	8.075			12.075	(101)
																
113	30	STOIMENOV Emil	BUL		5.10	8.70	8.40	8.40	8.50	8.60	8.20	8.475			13.575	(37)
					2.80	2.90	3.10	3.10	3.10	2.40	3.40	3.050			5.850	(111)
		Total 46.650														
					5.40	9.20	9.40	9.50	9.40	9.40	9.40	9.400			14.800	(47)
																
					4.50	8.00	8.40	7.70	8.10	7.80	7.80	7.925			12.425	(77)
114	62	JORDAN Mathieu	FRA		6.00	8.80	8.50	8.70	8.60	9.00	8.60	8.675	0.3		14.375	(12)
																
																
		Total 43.175			7.00	9.00	9.40	9.30	9.40	9.30	8.90	9.250	16.250		16.250	(1)
					6.20	9.50	9.20	9.40	9.50	9.40	9.10	9.375	15.575			
					5.20	7.70	7.30	7.40	6.50	7.00	7.90	7.350			12.550	(88)
																

Lausanne (SUI) 8 - 11 May 2008

INDIVIDUAL JUDGES SCORES

Men's Juniors - Team Competition - All-Around And Qual. For Competition 3

FRI 9 MAY 2008 - 18:00





































Rank	Bib	Name	NOC Code		A Score	B1	B2	B3	B4	B5	B6	B Score	Pen.	Vault 1 Vault 2	Total	Rank by App.
115	177	STEPANENKO Viktor	UKR													
					6.10	8.50	8.20	8.50	8.50	8.70	8.20	8.425			14.525	(6)
					4.80	9.00	9.20	8.80	9.00	9.20	8.70	9.000			13.800	(22)
		Total 42.900														
					5.60	9.10	8.90	8.90	8.80	9.10	9.00	8.975			14.575	(9)
																
116	94	PETROUNIAS E.	GRE													
					5.20	8.40	8.70	8.40	8.30	8.40	8.30	8.375			13.575	(38)
					5.30	9.20	9.10	9.20	9.20	8.90	9.20	9.175			14.475	(7)
		Total 42.850			5.40	9.40	9.40	9.40	9.40	9.30	9.40	9.400			14.800	(48)
																
																
117	78	VADASZFI Akos	HUN													
					4.90	8.30	8.20	8.10	8.40	7.80	8.40	8.250			13.150	(51)
					4.70	8.90	9.00	8.90	9.10	9.00	9.30	9.000			13.700	(27)
		Total 41.900			6.60	8.40	8.50	8.60	8.60	8.60	8.50	8.550	0.1		15.050	(33)
																
																
118	93	KARANTONAS K.	GRE													
					4.60	8.90	9.10	9.00	9.00	9.20	9.20	9.075			13.675	(22)
																
		Total 41.250			4.90	8.80	8.50	9.30	9.10	8.30	8.90	8.825			13.725	(37)
					5.10	9.00	8.60	8.70	8.50	8.90	8.80	8.750			13.850	(20)
																
119	160	STILLHART Mirco	SUI													
					4.70	9.20	9.00	9.20	9.00	8.80	9.00	9.050			13.750	(17)
																
		Total 40.950			4.70	8.80	8.70	8.60	8.50	8.40	8.80	8.650			13.350	(57)
					4.70	9.20	9.30	8.80	9.30	9.10	9.00	9.150			13.850	(19)
																
120	20	TOEBACK Jonas	BEL													
																
					5.20	8.40	8.30	8.00	8.40	7.90	8.20	8.225			13.425	(40)
		Total 40.850			6.20	8.30	8.10	8.40	8.20	8.60	8.60	8.375	0.3		14.275	(72)
					4.80	8.40	8.30	8.40	8.40	8.20	8.30	8.350			13.150	(66)
																

Lausanne (SUI) 8 - 11 May 2008

INDIVIDUAL JUDGES SCORES

Men's Juniors - Team Competition - All-Around And Qual. For Competition 3

FRI 9 MAY 2008 - 18:00







































Rank	Bib	Name	NOC Code		A Score	B1	B2	B3	B4	B5	B6	B Score	Pen.	Vault 1 Vault 2	Total	Rank by App.
121	24	HARAVETS Kiryl	BLR													
					4.20	8.90	9.10	9.00	9.20	8.70	9.00	9.000			13.200	(33)
																
																
					4.70	9.00	9.10	8.90	8.90	9.30	8.80	8.975			13.675	(41)
					4.70	8.90	9.10	9.00	8.90	8.50	8.80	8.900			13.600	(30)
		Total 40.475														
122	144	NISTOR Laurentiu	ROU													
					4.20	8.80	8.80	8.80	8.40	8.40	9.00	8.700			12.900	(42)
																
																
					5.10	9.10	8.60	8.80	8.50	8.60	8.70	8.675			13.775	(34)
					4.80	8.10	8.40	8.40	8.10	8.60	8.40	8.325			13.125	(51)
		Total 39.800														
123	138	GOMES Francisco	POR													
					4.20	8.20	8.80	8.80	8.50	9.30	8.50	8.650			12.850	(70)
																
					4.90	8.70	9.00	8.50	8.50	8.80	9.30	8.750			13.650	(30)
																
					4.40	8.70	8.80	8.80	8.80	8.80	9.00	8.800			13.200	(49)
		Total 39.700														
124	34	BARON Matija	CRO													
																
					3.60	8.60	8.80	8.60	8.70	8.50	8.80	8.675			12.275	(72)
					4.60	9.20	9.10	9.20	9.40	9.10	9.10	9.150			13.750	(97)
																
					4.30	8.20	8.50	8.40	8.30	8.30	8.40	8.350			12.650	(66)
		Total 38.675														
125	49	HANSEN Simon	DEN													
					2.30	3.00	2.00	2.80	2.20	2.20	2.80	2.500			4.800	(113)
					3.20	6.40	6.00	6.50	6.70	7.40	5.50	6.400			9.600	(110)
																
					3.20	8.30	8.60	8.60	8.50	7.90	8.20	8.400			11.600	(105)
					4.00	8.50	8.00	8.30	8.60	8.50	8.20	8.375			12.375	(79)
		Total 38.375														
126	129	KRISTENSEN Steffen	NOR													
																
					3.50	7.30	7.30	7.80	7.80	7.40	8.00	7.575			11.075	(97)
					4.60	9.40	9.30	9.50	9.40	9.60	9.30	9.400			14.000	(78)
																
					4.20	8.60	8.80	8.60	8.50	8.30	8.70	8.600			12.800	(63)
		Total 37.875														

Lausanne (SUI) 8 - 11 May 2008

INDIVIDUAL JUDGES SCORES

Men's Juniors - Team Competition - All-Around And Qual. For Competition 3

FRI 9 MAY 2008 - 18:00





































Rank	Bib	Name	NOC Code		A Score	B1	B2	B3	B4	B5	B6	B Score	Pen.	Vault 1 Vault 2	Total	Rank by App.
127	19	VERBAEYS Jimmy	BEL		5.00	8.10	7.60	8.30	7.80	8.30	8.00	8.050			13.050	(62)
					3.60	7.60	7.80	7.20	7.20	7.20	7.90	7.450			11.050	(91)
																
																
																
					4.80	8.50	8.80	9.00	9.00	8.30	8.40	8.675			13.475	(36)
																
		Total 37.575														
128	50	RYDBERG Kasper	DEN		4.30	8.00	7.80	8.20	8.00	8.40	8.30	8.125	0.1		12.325	(96)
																
																
					3.80	9.30	9.00	9.30	9.30	9.30	9.30	9.300			13.100	(108)
																
					2.90	6.50	7.10	7.00	7.50	7.60	6.90	7.125			10.025	(114)
																
		Total 35.450														
129	83	O'CONNOR Christopher	IRL		2.90	8.20	8.50	8.00	8.70	8.80	8.60	8.500			11.400	(80)
					1.90	8.50	8.40	8.80	7.60	8.80	8.50	8.550			10.450	(103)
																
					3.00	8.70	7.90	8.40	8.30	8.20	8.50	8.350			11.350	(108)
																
																
		Total 33.200														
130	133	PYRZ Sebastian	POL		3.10	6.00	5.90	6.40	6.20	5.90	6.10	6.050			9.150	(109)
					2.90	8.40	8.60	8.30	8.40	8.40	8.30	8.375			11.275	(93)
																
																
					4.30	7.10	7.10	7.10	7.00	6.90	6.80	7.025			11.325	(95)
																
		Total 31.750														
131	82	CAFFREY Rory	IRL		2.90	8.20	8.40	7.40	8.50	8.50	8.10	8.300			11.200	(88)
																
					3.80	8.90	9.10	9.00	8.80	8.90	9.10	8.975			12.775	(111)
					2.10	5.10	4.80	5.10	5.00	5.20	4.60	5.000			7.100	(114)
																
																
		Total 31.075														
132	150	PETROV Matvey	RUS		6.00	9.30	9.20	9.40	9.20	9.20	9.00	9.225			15.225	(2)
					5.40	9.10	9.10	9.10	9.10	9.00	9.40	9.100			14.500	(5)
																
																
																
																
		Total 29.725														

Lausanne (SUI) 8 - 11 May 2008

INDIVIDUAL JUDGES SCORES

Men's Juniors - Team Competition - All-Around And Qual. For Competition 3

FRI 9 MAY 2008 - 18:00













Rank	Bib	Name	NOC Code		A Score	B1	B2	B3	B4	B5	B6	B Score	Pen.	Vault 1 Vault 2	Total	Rank by App.
133	70	PEARSON Reece	GBR													
					5.80	9.30	9.00	9.20	9.20	9.00	9.30	9.175			14.975	(3)
																
																
					5.50	8.90	8.90	8.80	9.10	8.90	9.20	8.950			14.450	(12)
																
		Total 29.425														
134	55	GONZALEZ Fabian	ESP													
					5.20	8.70	8.60	9.00	8.80	9.00	8.80	8.825			14.025	(27)
																
																
																
					5.00	8.60	8.90	8.80	8.70	8.90	8.70	8.775			13.775	(25)
		Total 27.800														
135	100	ANDI Valerio	ITA													
					4.70	9.20	8.90	8.70	8.60	8.70	8.80	8.775			13.475	(27)
					4.70	8.10	8.70	8.10	8.30	8.40	8.50	8.325			13.025	(55)
																
																
																
		Total 26.500														
136	75	WITTENBERG-VOGES Max	GER													
																
					3.70	8.80	8.40	8.70	8.30	8.50	8.60	8.550			12.250	(75)
																
																
					5.70	8.20	8.50	8.20	8.80	8.70	8.50	8.475			14.175	(5)
		Total 26.425														
137	60	JUSSILA Jerry	FIN													
																
																
					5.40	8.70	8.80	8.50	8.80	8.80	8.60	8.725			14.125	(74)
					3.60	8.90	8.30	8.60	8.50	8.70	8.40	8.550			12.150	(98)
																
		Total 26.275														
138	33	PLAFTARIC Marko	CRO													
																
																
																
					3.80	9.00	8.80	9.00	9.00	9.10	9.50	9.025			12.825	(76)
					4.50	8.60	8.60	8.80	8.80	8.80	8.90	8.750			13.250	(48)
		Total 26.075														

Lausanne (SUI) 8 - 11 May 2008







INDIVIDUAL JUDGES SCORES

Men's Juniors - Team Competition - All-Around And Qual. For Competition 3

FRI 9 MAY 2008 - 18:00

Rank	Bib	Name	NOC Code		A Score	B1	B2	B3	B4	B5	B6	B Score	Pen.	Vault 1 Vault 2	Total	Rank by App.
139	124	DE VRIES Boudewijn	NED													
					3.80	8.50	8.10	7.70	8.50	8.10	8.00	8.175			11.975	(61)
																
		Total 25.400														
																
					4.80	8.20	8.80	8.70	8.70	8.50	8.60	8.625			13.425	(39)
140	44	PAZDERA Martin	CZE													
					3.20	7.70	7.60	8.20	7.20	8.20	8.30	7.925			11.125	(90)
																
																
																
																

Legend:

A	Difficulty score	App.	Apparatus	B1 - B6	Panel "B" judges 1 - 6	B	Panel "B"	Pen	Penalty		
	Floor		Pommel Horse		Rings		Vault		Parallel Bars		Horizontal Bar

Lausanne (SUI) 8 - 11 May 2008

INDIVIDUAL JUDGES SCORES

Men's Juniors - Team Competition - All-Around And Qual. For Competition 3

FRI 9 MAY 2008 - 18:00



Rank	Bib	Name	NOC Code	A Score	B1 CZE	B2 POL	B3 ISL	B4 HUN	B5 FRA	B6 POR	B Score	Pen.	Total
1	92	KOSMIDIS Eleftherios	GRE	6.30	9.10	9.40	9.00	9.00	9.30	8.80	9.100		15.400
2	66	KEATINGS Daniel	GBR	5.80	9.20	8.80	9.00	9.10	9.00	8.90	9.000		14.800
3	91	KEKELOS Stravos	GRE	6.00	9.10	8.90	8.30	8.50	8.80	8.80	8.750		14.750
4	156	FISCHER Lucas	SUI	5.70	8.90	8.80	9.20	8.80	9.20	9.00	8.975		14.675
5	67	PURVIS Daniel	GBR	5.90	8.90	8.80	8.60	8.60	9.10	8.70	8.750		14.650
6	68	SEAGER Theo	GBR	5.90	9.00	8.90	8.70	8.40	9.00	8.70	8.825	0.1	14.625
7	146	PAKHOMENKO Igor	RUS	5.70	8.90	9.10	8.80	8.60	8.90	8.60	8.800		14.500
8	51	BAZAN Christian	ESP	6.10	8.70	8.00	8.50	8.60	8.10	8.40	8.400		14.500
9	141	COTUNA Vlad	ROU	5.90	8.60	8.50	9.00	8.40	8.40	8.80	8.575		14.475
10	149	BELYAVSKIY David	RUS	5.90	8.90	8.50	8.70	8.20	8.40	8.70	8.575		14.475
11	178	YAROSLAVTSEV V.	UKR	6.00	8.20	8.60	8.70	8.20	8.80	8.30	8.450		14.450
12	62	JORDAN Mathieu	FRA	6.00	8.80	8.50	8.70	8.60	9.00	8.60	8.675	0.3	14.375
13	73	BYKOV Ivan	GER	5.80	8.60	8.60	8.50	8.10	8.90	8.60	8.575		14.375
14	159	ROSSI Kevin	SUI	5.50	9.00	8.70	8.90	8.60	8.80	9.00	8.850		14.350
15	166	STENBERG Mans	SWE	5.40	8.90	9.20	8.70	8.90	8.80	9.00	8.900		14.300
16	69	OLDHAM Sam	GBR	5.60	8.80	8.50	8.80	8.50	8.60	8.90	8.675		14.275
17	84	SEBASTIAN Rohan	IRL	5.60	8.60	8.60	8.70	8.80	8.90	8.50	8.675		14.275
18	121	DEURLOO Bart	NED	5.90	8.60	8.60	8.20	8.90	8.10	7.90	8.375		14.275
19	52	LOPEZ Ruben	ESP	5.40	8.90	8.70	8.80	8.20	9.20	8.70	8.775		14.175
20	136	SIMOES Gustavo	POR	5.70	8.90	8.10	8.50	8.30	8.30	8.80	8.475		14.175
21	71	KRIMMER Sebastian	GER	5.40	8.80	8.90	9.00	8.50	8.60	8.60	8.725		14.125
22	54	BERMEJO Eduardo	ESP	5.60	8.10	8.60	8.50	8.40	8.60	8.60	8.525		14.125
23	122	SMINK Glenn	NED	5.40	8.80	9.00	8.60	8.30	8.70	8.70	8.700		14.100
24	9	ROSSI Gabriel	AUT	5.60	8.50	8.50	8.50	8.80	8.50	8.30	8.500		14.100
25	32	NOVAK Matiza	CRO	5.10	9.10	9.00	8.80	8.90	9.10	8.70	8.950		14.050
26	157	HONAUER Silvan	SUI	5.30	9.10	8.80	8.90	8.40	8.80	8.90	8.850	0.1	14.050
27	55	GONZALEZ Fabian	ESP	5.20	8.70	8.60	9.00	8.80	9.00	8.80	8.825		14.025
28	158	NÜTZI Simon	SUI	5.30	8.80	8.50	8.80	9.00	8.60	8.50	8.675		13.975
29	123	TELUSSA Jeffrey	NED	5.30	8.30	8.80	8.70	8.60	8.80	8.40	8.625		13.925
30	147	IGNATENKOV Kirill	RUS	5.50	8.50	8.10	8.40	8.60	8.20	8.40	8.375		13.875
31	65	ZONA Jim	FRA	5.50	8.40	8.00	8.50	8.20	8.60	8.60	8.425	0.1	13.825
32	176	PAKHNYUK Petro	UKR	5.50	8.50	8.00	8.30	8.40	7.70	8.40	8.275		13.775
33	143	MUTIU Stefan	ROU	5.50	8.70	8.20	8.10	8.50	8.10	8.20	8.250		13.750
34	142	BURDUHOSU Cornel	ROU	5.10	8.50	8.50	8.40	8.30	8.80	8.70	8.525		13.625
35	125	BLETTERMAN Michel	NED	5.20	8.70	8.10	8.40	8.70	8.50	8.50	8.525	0.1	13.625
36	35	BOROSA Filip	CRO	5.00	8.70	8.70	8.50	8.30	9.00	8.40	8.575		13.575
37	30	STOIMENOV Emil	BUL	5.10	8.70	8.40	8.40	8.50	8.60	8.20	8.475		13.575
38	94	PETROUNIAS E.	GRE	5.20	8.40	8.70	8.40	8.30	8.40	8.30	8.375		13.575
39	148	GARIBOV Amin	RUS	5.40	8.20	8.40	8.20	8.00	8.20	8.10	8.175		13.575
40	74	TOBA Andreas	GER	5.50	8.40	8.00	7.90	8.10	8.10	7.90	8.025		13.525
41	72	SORRER Philip	GER	5.10	8.20	8.20	8.40	8.70	8.90	8.20	8.375		13.475
42	96	CINGOLANI Andrea	ITA	5.80	7.70	8.00	7.70	7.60	7.90	7.70	7.750	0.1	13.450
43	99	DESOLATI Jacopo	ITA	4.60	8.80	8.90	8.70	8.70	8.80	8.30	8.750		13.350

Lausanne (SUI) 8 - 11 May 2008

INDIVIDUAL JUDGES SCORES

Men's Juniors - Team Competition - All-Around And Qual. For Competition 3

FRI 9 MAY 2008 - 18:00



Rank	Bib	Name	NOC Code	A Score	B1 CZE	B2 POL	B3 ISL	B4 HUN	B5 FRA	B6 POR	B Score	Pen.	Total
44	98	MAGLIONI Fabio	ITA	4.60	9.00	8.50	8.90	8.60	9.30	8.80	8.825	0.1	13.325
45	180	SYENICHKIN A.	UKR	5.50	7.90	8.00	7.40	7.90	7.40	8.20	7.800		13.300
46	145	MARINESCU Stefan	ROU	5.10	8.30	8.00	8.00	8.60	8.30	8.10	8.175		13.275
47	179	PETROSIAN H.	UKR	5.00	8.30	8.70	7.90	8.20	8.20	8.30	8.250		13.250
48	132	JARZABEK Piotr	POL	4.30	9.00	8.90	8.70	9.00	9.20	8.40	8.900		13.200
49	36	KRASIAS Dimitris	CYP	4.90	8.50	8.40	8.10	8.10	8.50	8.20	8.300		13.200
50	63	LIMA Mauricio	FRA	5.30	7.30	8.00	7.90	8.00	8.10	7.60	7.875		13.175
51	78	VADASZFI Akos	HUN	4.90	8.30	8.20	8.10	8.40	7.80	8.40	8.250		13.150
52	29	VALCHEV Velislav	BUL	5.10	8.30	8.20	7.80	7.80	8.10	8.10	8.050		13.150
53	61	AUGIS Axel	FRA	5.40	7.80	7.70	7.40	7.80	8.10	8.10	7.850	0.1	13.150
54	76	TALAS Bence	HUN	4.80	8.60	8.20	8.10	8.60	8.10	8.40	8.325		13.125
55	106	GUSCINAS Rokas	LTU	4.50	8.30	8.60	8.80	8.70	8.70	8.40	8.600		13.100
56	57	KANERVA Juko	FIN	5.20	7.60	7.60	7.70	8.50	8.10	8.20	7.900		13.100
57	97	PIAVE Simone	ITA	4.90	7.70	8.40	7.90	8.40	8.00	8.40	8.175		13.075
58	23	BULAUSKI Pavel	BLR	5.20	8.30	8.30	8.00	7.70	8.10	8.40	8.175	0.3	13.075
59	172	ARICAN Ferhat	TUR	5.10	7.60	8.10	8.10	7.70	8.00	8.30	7.975		13.075
60	7	DECKER Matthias	AUT	4.50	8.60	8.50	8.50	8.60	8.60	8.30	8.550		13.050
61	95	GEORGIADIS G.	GRE	4.70	8.40	8.30	8.30	8.40	8.60	8.30	8.350		13.050
62	19	VERBAEYS Jimmy	BEL	5.00	8.10	7.60	8.30	7.80	8.30	8.00	8.050		13.050
63	161	MICHNAK Slavomir	SVK	4.50	8.50	8.50	8.60	8.50	8.40	8.50	8.500		13.000
64	18	SCHROE Kristof	BEL	4.30	8.70	8.00	8.50	9.00	8.70	8.80	8.675		12.975
65	77	VECSERNYES David	HUN	4.40	8.10	8.80	8.60	8.50	9.00	8.40	8.575		12.975
66	11	SHIKHALIYEV Shakir	AZE	4.80	8.40	8.20	8.30	8.20	8.10	8.30	8.250	0.1	12.950
67	48	FULGSIG Marcus	DEN	4.80	7.60	8.50	7.90	8.10	8.30	8.30	8.150		12.950
68	126	SKJERAHAUG Stian	NOR	4.30	8.50	8.60	8.50	8.60	8.60	8.60	8.575		12.875
69	25	VERBAVITSKI U.	BLR	5.50	7.80	7.70	7.80	7.70	8.00	7.80	7.775	0.4	12.875
70	138	GOMES Francisco	POR	4.20	8.20	8.80	8.80	8.50	9.30	8.50	8.650		12.850
71	153	STEVANOVIC Ziko	SLO	4.30	8.90	7.60	8.60	8.40	8.70	8.50	8.550		12.850
72	137	ROMERO Diogo	POR	4.60	8.30	8.40	8.20	8.30	8.70	8.40	8.350	0.1	12.850
73	31	DUSPARA Josip	CRO	4.50	8.10	8.10	8.80	8.40	8.50	8.30	8.325		12.825
74	107	PRUSINSKAS Patrikas	LTU	4.40	7.80	8.30	8.50	8.60	8.20	8.60	8.400		12.800
75	41	BOMER Jiri	CZE	4.10	8.50	8.70	8.70	8.80	8.90	8.40	8.675		12.775
76	46	WINTHER Joachim	DEN	4.30	8.60	8.50	8.10	8.50	8.30	8.60	8.475		12.775
77	131	REGINIAK Bertosz	POL	4.40	8.60	8.80	8.20	8.00	8.40	8.60	8.450	0.1	12.750
78	171	SANLI Ozgur	TUR	4.30	8.50	8.40	8.60	8.40	8.20	8.50	8.450		12.750
79	152	ZUNKO Zan	SLO	4.20	8.70	8.30	8.20	8.50	8.50	8.30	8.400		12.600
80	58	HARTMAN Samuel	FIN	4.30	8.50	7.80	8.30	8.00	8.50	8.40	8.300		12.600
81	16	GENTGES Gilles	BEL	5.20	7.40	7.40	7.90	7.10	7.60	7.20	7.400		12.600
82	17	BOURGOIS Jeremy	BEL	5.40	7.00	7.50	6.90	7.40	6.90	7.60	7.200		12.600
83	47	KRISTENSEN Andreas	DEN	4.70	7.60	8.00	7.80	7.80	7.70	7.90	7.800		12.500
84	127	ANDREASSEN Hakon	NOR	4.40	7.90	8.20	7.90	8.10	8.30	8.10	8.075		12.475
85	21	PRISTAUKA Aliaksandr	BLR	5.20	7.00	7.20	7.30	8.00	7.10	7.50	7.275		12.475
86	8	EGERMANN Julian	AUT	4.70	8.10	7.60	8.00	8.00	8.20	8.10	8.050	0.3	12.450

Lausanne (SUI) 8 - 11 May 2008

INDIVIDUAL JUDGES SCORES

Men's Juniors - Team Competition - All-Around And Qual. For Competition 3

FRI 9 MAY 2008 - 18:00



Rank	Bib	Name	NOC Code	A Score	B1 CZE	B2 POL	B3 ISL	B4 HUN	B5 FRA	B6 POR	B Score	Pen.	Total
87	81	RELLIS Geoff	IRL	3.80	8.60	8.70	8.40	8.60	8.70	8.60	8.625		12.425
88	79	DUKA F. Artur	HUN	4.30	7.40	8.10	8.20	8.10	8.20	8.10	8.125		12.425
89	128	CONRADI Marcus	NOR	4.50	7.80	7.60	8.00	8.30	8.10	7.80	7.925		12.425
90	43	PESEK Tomas	CZE	4.20	8.10	7.80	8.20	8.00	8.70	8.50	8.200		12.400
91	173	KARAKUS Mesut	TUR	4.40	8.20	8.20	7.60	7.80	8.30	7.80	8.000		12.400
92	135	KIELBIK Piotr	POL	4.00	8.30	8.70	8.30	8.80	8.20	8.10	8.375		12.375
93	59	NIVA Heikki	FIN	4.40	8.10	7.80	7.70	8.20	7.80	8.20	7.975		12.375
94	27	SMILENOV Smilen	BUL	5.10	6.70	7.20	7.30	7.50	7.20	7.40	7.275		12.375
95	139	GOMES Pedro	POR	4.20	7.90	8.10	8.20	7.60	8.50	8.40	8.150		12.350
96	50	RYDBERG Kasper	DEN	4.30	8.00	7.80	8.20	8.00	8.40	8.30	8.125	0.1	12.325
97	162	SNIRER Denis	SVK	4.20	7.90	8.10	7.90	8.00	8.30	8.30	8.075		12.275
98	38	MOUSOUPETROU Gergios	CYP	5.30	7.40	7.30	7.10	7.60	7.60	7.70	7.475	0.5	12.275
99	10	SCHWAB Matthias	AUT	4.20	7.50	7.90	8.10	8.00	8.20	8.20	8.050		12.250
100	22	BYKAU Artsiom	BLR	5.20	8.00	7.80	7.80	8.10	7.50	7.80	7.850	0.8	12.250
101	111	WALDBILLIG Oliver	LUX	4.70	7.40	7.60	7.40	7.50	7.70	8.00	7.550		12.250
102	116	CROVETTO Kevin	MON	3.70	8.70	8.40	8.50	8.50	8.80	8.00	8.525		12.225
103	151	ALHADY Omar	SLO	4.20	7.30	8.20	8.30	7.80	8.40	7.70	8.000		12.200
104	108	STOSKUS Arnas	LTU	4.00	8.00	8.20	8.10	8.20	8.20	7.90	8.125		12.125
105	56	PEKKANEN Jarkko	FIN	4.90	6.90	7.40	7.40	7.60	7.50	7.90	7.475	0.3	12.075
106	45	VESELY Jiri	CZE	3.90	8.10	8.50	7.90	8.60	8.10	8.20	8.225	0.1	12.025
107	109	ESAULOV Vladislav	LTU	4.00	8.60	7.90	8.30	8.00	7.90	8.20	8.100	0.1	12.000
108	42	BRABLIK Richard	CZE	3.60	8.00	8.30	8.10	8.00	8.30	8.10	8.125		11.725
109	87	MEDVEDEV Andrey	ISR	5.40	6.40	7.10	6.60	7.00	6.50	6.70	6.700	0.4	11.700
110	134	NOWAK Tomasz	POL	3.90	8.20	7.90	7.80	7.70	8.10	7.70	7.875	0.1	11.675
111	37	PARPAS Giannos	CYP	4.30	7.30	7.10	7.40	7.50	7.20	8.00	7.350		11.650
112	86	GUNNARSSON Olafur	ISL	4.80	6.90	6.40	6.90	7.90	7.50	7.10	7.100	0.5	11.400
113	101	POZNYAKOV Sergei	LAT	4.40	6.30	6.70	6.70	6.40	7.10	7.20	6.725	0.1	11.025
114	39	PAPAEURIPIDOU Xenios	CYP	4.00	7.30	7.20	7.20	7.20	7.20	8.10	7.225	0.3	10.925

Legend:

A Difficulty score **B1 - B6** Panel "B" judges 1 - 6 **Pen** Penalty



Floor

Lausanne (SUI) 8 - 11 May 2008

INDIVIDUAL JUDGES SCORES

Men's Juniors - Team Competition - All-Around And Qual. For Competition 3

FRI 9 MAY 2008 - 18:00



Rank	Bib	Name	NOC Code	A Score	B1 RUS	B2 LAT	B3 BUL	B4 AUT	B5 GRE	B6 AZE	B Score	Pen.	Total
1	66	KEATINGS Daniel	GBR	6.50	9.50	9.20	9.40	9.60	9.10	9.20	9.325		15.825
2	150	PETROV Matvey	RUS	6.00	9.30	9.20	9.40	9.20	9.20	9.00	9.225		15.225
3	70	PEARSON Reece	GBR	5.80	9.30	9.00	9.20	9.20	9.00	9.30	9.175		14.975
4	72	SORRER Philip	GER	5.60	9.00	9.10	9.10	9.00	9.10	9.50	9.075		14.675
5	146	PAKHOMENKO Igor	RUS	5.50	9.20	9.10	9.10	9.10	9.20	9.20	9.150		14.650
6	177	STEPANENKO Viktor	UKR	6.10	8.50	8.20	8.50	8.50	8.70	8.20	8.425		14.525
7	176	PAKHNYUK Petro	UKR	5.60	9.10	9.00	9.00	8.80	8.70	8.80	8.900		14.500
8	71	KRIMMER Sebastian	GER	5.30	9.10	8.90	9.30	9.00	9.20	9.30	9.150		14.450
9	22	BYKAU Artsiom	BLR	5.30	9.10	9.00	9.10	9.20	9.10	9.20	9.125		14.425
10	136	SIMOES Gustavo	POR	5.90	8.30	8.30	8.70	8.60	8.50	8.70	8.525		14.425
11	67	PURVIS Daniel	GBR	5.40	8.90	9.00	9.10	9.00	8.70	8.70	8.900		14.300
12	69	OLDHAM Sam	GBR	5.40	8.50	8.80	8.80	8.90	9.00	9.10	8.875		14.275
13	21	PRISTAUKA Aliaksandr	BLR	5.10	8.70	9.00	9.00	8.90	9.00	8.90	8.950		14.050
14	157	HONAUER Silvan	SUI	4.70	9.30	8.90	9.10	9.40	9.00	9.20	9.150		13.850
15	74	TOBA Andreas	GER	5.10	8.80	8.60	8.20	8.80	8.80	8.80	8.750		13.850
16	148	GARIBOV Amin	RUS	4.80	9.30	9.10	9.00	9.00	9.00	9.00	9.025		13.825
17	160	STILLHART Mirco	SUI	4.70	9.20	9.00	9.20	9.00	8.80	9.00	9.050		13.750
18	64	PETER Bastian	FRA	4.70	9.00	9.00	9.00	9.10	9.10	9.10	9.050		13.750
19	76	TALAS Bence	HUN	4.90	9.00	8.70	8.90	8.70	8.80	9.00	8.850		13.750
20	180	SYENICHKIN A.	UKR	5.80	7.70	7.90	8.40	7.70	8.20	7.90	7.925		13.725
21	179	PETROSIAN H.	UKR	4.80	9.00	8.80	8.70	8.80	9.00	9.10	8.900		13.700
22	93	KARANTONAS K.	GRE	4.60	8.90	9.10	9.00	9.00	9.20	9.20	9.075		13.675
23	96	CINGOLANI Andrea	ITA	5.00	8.80	8.30	8.60	8.40	8.80	8.90	8.650		13.650
24	121	DEURLOO Bart	NED	5.00	8.70	8.50	8.50	8.80	8.60	8.20	8.575		13.575
25	18	SCHROE Kristof	BEL	4.80	8.90	8.90	8.70	8.70	8.60	8.70	8.750		13.550
26	73	BYKOV Ivan	GER	5.10	7.70	8.20	8.60	8.30	8.50	8.70	8.400		13.500
27	100	ANDI Valerio	ITA	4.70	9.20	8.90	8.70	8.60	8.70	8.80	8.775		13.475
28	122	SMINK Glenn	NED	4.70	8.80	8.90	8.70	8.70	8.60	8.70	8.725		13.425
29	17	BOURGOIS Jeremy	BEL	5.10	8.30	8.50	8.50	7.90	8.10	7.80	8.200		13.300
30	23	BULAUSKI Pavel	BLR	4.40	9.00	8.70	8.70	8.30	9.10	9.00	8.850		13.250
31	79	DUKA F. Artur	HUN	4.50	8.60	8.80	8.60	9.10	8.40	9.00	8.750		13.250
32	84	SEBASTIAN Rohan	IRL	4.50	8.70	8.50	8.80	9.00	8.10	8.90	8.725		13.225
33	24	HARAVETS Kiryl	BLR	4.20	8.90	9.10	9.00	9.20	8.70	9.00	9.000		13.200
34	106	GUSCINAS Rokas	LTU	4.90	8.10	8.20	8.20	8.40	8.40	8.30	8.275		13.175
35	137	ROMERO Diogo	POR	5.10	8.00	7.70	8.40	7.90	8.00	8.40	8.075		13.175
36	80	VLACSIL A.	HUN	4.20	9.00	8.70	9.00	9.00	8.90	8.90	8.950		13.150
37	98	MAGLIONI Fabio	ITA	4.40	8.70	8.80	8.80	8.50	8.40	9.00	8.700		13.100
38	77	VECSERNYES David	HUN	4.40	8.70	9.00	8.50	8.60	8.80	8.50	8.650		13.050
39	171	SANLI Ozgur	TUR	4.40	8.50	8.70	8.40	8.70	8.80	8.40	8.575		12.975
40	145	MARINESCU Stefan	ROU	5.00	7.90	7.80	8.10	8.10	8.10	7.70	7.975		12.975
41	156	FISCHER Lucas	SUI	4.80	8.20	8.00	7.70	8.40	7.90	8.50	8.125		12.925
42	144	NISTOR Laurentiu	ROU	4.20	8.80	8.80	8.80	8.40	8.40	9.00	8.700		12.900
43	54	BERMEJO Eduardo	ESP	4.70	8.30	8.20	8.30	7.60	8.10	8.20	8.200		12.900

Lausanne (SUI) 8 - 11 May 2008

INDIVIDUAL JUDGES SCORES

Men's Juniors - Team Competition - All-Around And Qual. For Competition 3

FRI 9 MAY 2008 - 18:00



Rank	Bib	Name	NOC Code	A Score	B1 RUS	B2 LAT	B3 BUL	B4 AUT	B5 GRE	B6 AZE	B Score	Pen.	Total
44	142	BURDUHOSU Cornel	ROU	4.90	8.00	7.90	8.00	7.40	8.00	7.90	7.950		12.850
45	65	ZONA Jim	FRA	4.10	8.70	8.80	8.70	8.70	8.60	8.70	8.700		12.800
46	53	NAVARRO Enrique	ESP	4.40	8.30	8.30	8.50	8.20	8.20	8.80	8.325		12.725
47	139	GOMES Pedro	POR	4.10	8.70	8.60	8.30	8.90	8.30	8.60	8.550		12.650
48	131	REGINIAK Bertosz	POL	4.80	7.90	7.50	7.30	7.80	8.10	8.10	7.825		12.625
49	31	DUSPARA Josip	CRO	4.80	8.00	7.60	8.30	8.00	7.70	7.10	7.825		12.625
50	41	BOMER Jiri	CZE	4.10	8.60	8.50	8.50	8.10	8.00	8.80	8.425		12.525
51	141	COTUNA Vlad	ROU	4.80	7.90	7.50	7.70	7.70	7.60	8.00	7.725		12.525
52	61	AUGIS Axel	FRA	3.80	8.50	8.80	8.70	8.60	8.70	9.10	8.700		12.500
53	161	MICHNAK Slavomir	SVK	4.60	7.80	8.20	8.00	7.80	7.60	7.90	7.875		12.475
54	92	KOSMIDIS Eleftherios	GRE	3.60	9.10	8.60	8.80	8.80	8.90	8.80	8.825		12.425
55	95	GEORGIADIS G.	GRE	3.60	8.90	8.40	8.60	8.90	8.90	8.80	8.800		12.400
56	56	PEKKANEN Jarkko	FIN	4.00	8.50	8.40	8.30	8.00	8.40	8.90	8.400		12.400
57	172	ARICAN Ferhat	TUR	4.20	8.30	7.90	8.00	8.10	8.30	8.30	8.175		12.375
58	51	BAZAN Christian	ESP	4.30	7.30	8.20	8.10	8.00	7.60	8.40	7.975		12.275
59	29	VALCHEV Velislav	BUL	4.10	8.30	7.80	8.30	7.70	8.20	7.80	8.025		12.125
60	99	DESOLATI Jacopo	ITA	3.60	8.50	8.40	8.30	8.10	8.90	8.60	8.450		12.050
61	124	DE VRIES Boudewijn	NED	3.80	8.50	8.10	7.70	8.50	8.10	8.00	8.175		11.975
62	32	NOVAK Matiza	CRO	4.10	7.90	7.90	8.50	7.80	7.80	7.70	7.850		11.950
63	27	SMILENOV Smilen	BUL	3.90	8.10	8.10	7.80	8.10	8.10	7.80	8.025		11.925
64	109	ESAULOV Vladislav	LTU	3.40	8.70	8.30	8.50	8.90	8.10	8.40	8.475		11.875
65	125	BLETTERMAN Michel	NED	3.60	8.20	8.20	8.30	8.30	8.30	8.50	8.275		11.875
66	108	STOSKUS Arnas	LTU	4.10	8.20	7.70	8.00	7.30	7.20	8.10	7.775		11.875
67	91	KEKELOS Stravos	GRE	4.80	7.00	7.10	7.20	6.10	7.10	7.10	7.075		11.875
68	107	PRUSINSKAS Patrikas	LTU	4.40	7.60	7.20	7.60	7.10	7.50	7.40	7.425		11.825
69	46	WINTHER Joachim	DEN	3.20	8.80	8.80	8.50	8.60	8.40	8.40	8.575		11.775
70	127	ANDREASSEN Hakon	NOR	3.50	8.30	8.20	8.10	8.10	8.50	8.50	8.275		11.775
71	36	KRASIAS Dimitris	CYP	3.50	8.10	8.30	8.30	8.00	8.10	8.20	8.175		11.675
72	16	GENTGES Gilles	BEL	3.90	7.90	7.90	7.80	7.50	8.10	7.10	7.775		11.675
73	158	NÜTZI Simon	SUI	3.70	8.20	8.00	8.10	7.70	7.90	7.50	7.925		11.625
74	35	BOROSA Filip	CRO	3.30	8.20	8.40	8.20	8.00	8.30	8.50	8.275		11.575
75	149	BELYAVSKIY David	RUS	4.50	7.30	7.30	7.80	6.60	7.10	6.50	7.075		11.575
76	9	ROSSI Gabriel	AUT	4.50	6.80	7.10	6.80	7.10	7.30	7.50	7.075		11.575
77	134	NOWAK Tomasz	POL	3.80	7.90	7.90	8.30	7.40	7.80	7.20	7.750		11.550
78	7	DECKER Matthias	AUT	4.00	7.30	6.80	7.80	7.80	7.90	7.20	7.525		11.525
79	173	KARAKUS Mesut	TUR	4.10	7.50	6.90	7.60	7.10	7.30	7.50	7.350		11.450
80	83	O'CONNOR Christopher	IRL	2.90	8.20	8.50	8.00	8.70	8.80	8.60	8.500		11.400
81	153	STEVANOVIC Ziko	SLO	3.60	7.70	7.90	7.70	7.90	7.00	7.90	7.800		11.400
82	42	BRABLIK Richard	CZE	3.60	7.50	7.90	7.70	8.30	7.60	7.90	7.775		11.375
83	57	KANERVA Juko	FIN	4.20	7.30	6.40	6.80	7.30	7.30	7.30	7.175		11.375
84	45	VESELY Jiri	CZE	2.90	8.20	8.30	8.30	8.90	8.70	8.50	8.450		11.350
85	128	CONRADI Marcus	NOR	3.00	8.20	8.00	8.30	8.60	8.20	8.60	8.325		11.325
86	162	SNIRER Denis	SVK	4.00	7.60	7.40	7.00	7.50	7.00	7.20	7.275		11.275

Lausanne (SUI) 8 - 11 May 2008

INDIVIDUAL JUDGES SCORES

Men's Juniors - Team Competition - All-Around And Qual. For Competition 3

FRI 9 MAY 2008 - 18:00



Rank	Bib	Name	NOC Code	A Score	B1 RUS	B2 LAT	B3 BUL	B4 AUT	B5 GRE	B6 AZE	B Score	Pen.	Total
87	6	AUER Roland	AUT	4.50	7.00	5.90	7.00	7.00	6.30	6.70	6.750		11.250
88	82	CAFFREY Rory	IRL	2.90	8.20	8.40	7.40	8.50	8.50	8.10	8.300		11.200
89	11	SHIKHALIYEV Shakir	AZE	3.00	7.90	8.00	8.00	8.50	8.30	8.50	8.200		11.200
90	44	PAZDERA Martin	CZE	3.20	7.70	7.60	8.20	7.20	8.20	8.30	7.925		11.125
91	19	VERBAEYS Jimmy	BEL	3.60	7.60	7.80	7.20	7.20	7.20	7.90	7.450		11.050
92	132	JARZABEK Piotr	POL	3.40	7.30	7.60	7.60	7.10	7.50	8.10	7.500		10.900
93	126	SKJERAHAUG Stian	NOR	3.20	7.80	7.50	7.50	8.00	7.70	7.70	7.675		10.875
94	8	EGERMANN Julian	AUT	3.50	7.10	7.10	7.40	7.40	7.20	7.50	7.275		10.775
95	26	MANOLOV Pavel	BUL	4.30	6.00	6.70	6.70	6.10	6.70	6.40	6.475		10.775
96	87	MEDVEDEV Andrey	ISR	3.00	7.80	7.80	7.10	7.20	7.80	7.80	7.650		10.650
97	166	STENBERG Mans	SWE	3.70	6.90	6.90	7.30	7.10	6.80	6.70	6.925		10.625
98	52	LOPEZ Ruben	ESP	3.60	7.00	6.90	7.00	6.70	6.80	6.70	6.850		10.450
99	39	PAPAEURIPIDOU Xenios	CYP	3.50	6.50	7.00	7.50	6.60	7.00	7.10	6.925		10.425
100	48	FULGSIG Marcus	DEN	3.50	7.10	6.70	7.50	6.60	6.70	6.80	6.825		10.325
101	152	ZUNKO Zan	SLO	3.60	6.30	6.30	6.90	6.70	6.90	7.30	6.700		10.300
102	86	GUNNARSSON Olafur	ISL	3.20	7.00	6.90	6.50	7.00	6.70	7.20	6.900		10.100
103	151	ALHADY Omar	SLO	3.10	6.90	6.50	7.10	6.30	6.80	6.90	6.775		9.875
104	59	NIVA Heikki	FIN	3.30	6.30	6.70	6.70	6.00	6.50	6.70	6.550		9.850
105	58	HARTMAN Samuel	FIN	2.60	7.00	7.20	7.10	7.10	6.70	7.30	7.100		9.700
106	111	WALDBILLIG Oliver	LUX	2.90	5.60	7.00	7.50	6.40	6.50	7.10	6.750		9.650
107	47	KRISTENSEN Andreas	DEN	2.20	7.40	6.50	7.40	7.00	7.30	7.00	7.175		9.375
108	37	PARPAS Giannos	CYP	3.40	5.30	5.70	7.00	5.40	6.20	6.00	5.825		9.225
109	133	PYRZ Sebastian	POL	3.10	6.00	5.90	6.40	6.20	5.90	6.10	6.050		9.150
110	63	LIMA Mauricio	FRA	4.10	4.00	4.10	4.00	3.70	4.30	4.30	4.100		8.200
111	30	STOIMENOV Emil	BUL	2.80	2.90	3.10	3.10	3.10	2.40	3.40	3.050		5.850
112	101	POZNYAKOV Sergei	LAT	2.30	3.60	3.20	3.20	3.00	2.70	3.20	3.150		5.450
113	49	HANSEN Simon	DEN	2.30	3.00	2.00	2.80	2.20	2.20	2.80	2.500		4.800
114	116	CROVETTO Kevin	MON	2.30	1.00	1.00	1.50	0.70	1.50	1.50	1.250		3.550

Legend:

A Difficulty score **B1 - B6** Panel "B" judges 1 - 6 **Pen** Penalty



Pommel Horse

Lausanne (SUI) 8 - 11 May 2008

INDIVIDUAL JUDGES SCORES

Men's Juniors - Team Competition - All-Around And Qual. For Competition 3

FRI 9 MAY 2008 - 18:00



Rank	Bib	Name	NOC Code	A Score	B1 GER	B2 ISR	B3 CRO	B4 GBR	B5 ITA	B6 TUR	B Score	Pen.	Total
1	51	BAZAN Christian	ESP	6.10	8.90	9.00	8.90	9.20	9.00	9.30	9.025		15.125
2	136	SIMOES Gustavo	POR	6.00	9.30	9.10	8.90	9.10	8.60	9.40	9.100		15.100
3	53	NAVARRO Enrique	ESP	5.90	8.50	9.00	8.90	8.90	8.60	8.80	8.800		14.700
4	148	GARIBOV Amin	RUS	5.10	9.30	9.50	9.40	9.40	9.50	9.10	9.400		14.500
5	150	PETROV Matvey	RUS	5.40	9.10	9.10	9.10	9.10	9.00	9.40	9.100		14.500
6	67	PURVIS Daniel	GBR	5.30	9.30	9.10	9.10	9.30	9.00	9.20	9.175		14.475
7	94	PETROUNIAS E.	GRE	5.30	9.20	9.10	9.20	9.20	8.90	9.20	9.175		14.475
8	66	KEATINGS Daniel	GBR	5.40	9.00	9.10	9.10	9.20	9.00	8.90	9.050		14.450
9	92	KOSMIDIS Eleftherios	GRE	5.50	9.30	8.70	9.00	8.90	8.80	9.10	8.950		14.450
10	176	PAKHNYUK Petro	UKR	5.20	9.00	9.20	9.00	8.70	9.20	9.30	9.100		14.300
11	69	OLDHAM Sam	GBR	5.30	8.90	8.80	9.00	9.00	9.00	9.10	8.975		14.275
12	131	REGINIAK Bertosz	POL	5.60	8.60	8.70	8.70	8.70	8.90	8.60	8.675		14.275
13	156	FISCHER Lucas	SUI	5.20	8.90	9.20	9.00	9.00	9.10	9.00	9.025		14.225
14	141	COTUNA Vlad	ROU	5.10	9.10	9.00	9.10	8.90	9.10	9.10	9.075		14.175
15	149	BELYAVSKIY David	RUS	5.00	9.10	9.00	9.20	9.10	8.80	9.40	9.100		14.100
16	23	BULAUSKI Pavel	BLR	5.30	8.90	8.90	8.60	8.80	8.70	8.80	8.800		14.100
17	178	YAROSLAVTSEV V.	UKR	4.80	9.20	9.20	9.40	9.50	9.10	9.20	9.250		14.050
18	96	CINGOLANI Andrea	ITA	5.00	8.90	9.00	8.90	9.20	9.20	8.60	9.000		14.000
19	72	SORRER Philip	GER	5.00	9.00	8.90	8.80	9.00	9.10	9.10	9.000		14.000
20	74	TOBA Andreas	GER	5.10	8.80	8.80	8.90	9.00	9.00	8.90	8.900		14.000
21	21	PRISTAUKA Aliaksandr	BLR	5.00	9.00	8.90	8.70	8.80	9.00	9.10	8.925		13.925
22	177	STEPANENKO Viktor	UKR	4.80	9.00	9.20	8.80	9.00	9.20	8.70	9.000		13.800
23	9	ROSSI Gabriel	AUT	4.80	9.10	9.20	8.80	9.10	9.00	8.70	9.000		13.800
24	159	ROSSI Kevin	SUI	5.10	8.80	8.40	8.80	8.70	9.00	8.50	8.700		13.800
25	16	GENTGES Gilles	BEL	5.00	8.60	8.70	8.70	8.80	8.80	9.00	8.750		13.750
25	158	NÜTZI Simon	SUI	5.00	8.70	9.00	8.70	8.60	8.80	8.80	8.750		13.750
27	78	VADASZFI Akos	HUN	4.70	8.90	9.00	8.90	9.10	9.00	9.30	9.000		13.700
28	106	GUSCINAS Rokas	LTU	5.20	7.80	8.20	8.60	8.60	8.60	8.80	8.500		13.700
29	52	LOPEZ Ruben	ESP	5.50	8.10	8.30	8.10	8.20	8.30	8.10	8.175		13.675
30	138	GOMES Francisco	POR	4.90	8.70	9.00	8.50	8.50	8.80	9.30	8.750		13.650
31	79	DUKA F. Artur	HUN	4.60	9.00	9.00	9.00	9.00	9.30	8.90	9.000		13.600
32	142	BURDUHOSU Cornel	ROU	4.80	8.40	8.80	8.60	8.70	8.90	9.00	8.750		13.550
33	146	PAKHOMENKO Igor	RUS	5.10	8.40	8.50	8.40	8.30	8.50	8.50	8.450		13.550
34	179	PETROSIAN H.	UKR	5.20	8.00	8.30	8.20	8.40	8.50	8.50	8.350		13.550
35	65	ZONA Jim	FRA	4.70	9.00	8.60	8.60	8.90	8.90	8.90	8.825		13.525
36	80	VLACSIL A.	HUN	5.10	8.20	8.50	8.40	8.30	8.40	8.60	8.400		13.500
37	121	DEURLOO Bart	NED	4.60	8.80	8.90	8.90	9.10	8.90	8.80	8.875		13.475
38	143	MUTIU Stefan	ROU	4.60	8.90	8.80	8.90	9.00	8.90	8.80	8.875		13.475
39	99	DESOLATI Jacopo	ITA	4.80	8.90	8.30	8.60	8.70	8.80	8.60	8.675		13.475
40	20	TOEBACK Jonas	BEL	5.20	8.40	8.30	8.00	8.40	7.90	8.20	8.225		13.425
41	17	BOURGOIS Jeremy	BEL	4.80	8.30	8.60	8.60	8.50	8.70	8.90	8.600		13.400
42	22	BYKAU Artsiom	BLR	4.50	8.80	9.00	8.80	8.80	9.00	8.80	8.850		13.350
43	64	PETER Bastian	FRA	4.50	8.90	8.80	8.80	9.00	8.70	8.80	8.825		13.325

Lausanne (SUI) 8 - 11 May 2008

INDIVIDUAL JUDGES SCORES

Men's Juniors - Team Competition - All-Around And Qual. For Competition 3

FRI 9 MAY 2008 - 18:00



Rank	Bib	Name	NOC Code	A Score	B1 GER	B2 ISR	B3 CRO	B4 GBR	B5 ITA	B6 TUR	B Score	Pen.	Total
44	157	HONAUER Silvan	SUI	4.70	8.60	8.50	8.70	8.80	8.70	8.40	8.625		13.325
45	76	TALAS Bence	HUN	4.40	8.80	8.90	8.80	9.00	8.70	9.00	8.875		13.275
46	91	KEKELOS Stravos	GRE	5.00	8.20	8.30	8.20	8.40	8.40	8.20	8.275		13.275
47	98	MAGLIONI Fabio	ITA	4.40	8.70	9.00	8.30	8.80	9.20	8.80	8.825		13.225
48	71	KRIMMER Sebastian	GER	4.60	8.80	8.70	8.60	8.60	8.60	8.60	8.625		13.225
49	145	MARINESCU Stefan	ROU	4.70	8.50	8.30	8.60	8.50	8.50	8.50	8.500		13.200
50	26	MANOLOV Pavel	BUL	4.50	8.20	8.60	8.50	8.60	8.80	8.80	8.625		13.125
51	61	AUGIS Axel	FRA	5.00	8.00	8.40	8.00	8.00	8.30	8.20	8.125		13.125
52	54	BERMEJO Eduardo	ESP	4.60	8.40	8.50	8.20	8.50	8.60	8.90	8.500		13.100
53	29	VALCHEV Velislav	BUL	4.70	8.60	8.50	8.60	8.30	8.20	8.00	8.400		13.100
54	36	KRASIAS Dimitris	CYP	5.00	8.00	7.80	7.60	8.30	8.20	8.50	8.075		13.075
55	100	ANDI Valerio	ITA	4.70	8.10	8.70	8.10	8.30	8.40	8.50	8.325		13.025
56	68	SEAGER Theo	GBR	5.10	7.90	7.90	7.90	8.00	8.30	7.70	7.925		13.025
57	107	PRUSINSKAS Patrikas	LTU	4.30	8.70	9.00	8.60	8.80	8.60	8.60	8.675		12.975
58	7	DECKER Matthias	AUT	4.80	7.90	8.20	8.20	8.40	8.00	7.70	8.075		12.875
59	139	GOMES Pedro	POR	4.30	8.60	8.50	8.40	8.30	8.50	8.80	8.500		12.800
60	171	SANLI Ozgur	TUR	4.30	8.60	8.50	8.60	8.10	8.20	8.50	8.450		12.750
61	95	GEORGIADIS G.	GRE	3.40	9.20	9.30	9.30	9.30	9.30	9.30	9.300		12.700
62	125	BLETTERMAN Michel	NED	4.00	9.00	8.70	8.80	8.50	8.80	8.30	8.700		12.700
63	122	SMINK Glenn	NED	4.20	8.30	8.50	8.60	8.40	8.60	8.40	8.475		12.675
64	137	ROMERO Diogo	POR	4.30	8.70	8.40	8.30	7.90	8.40	8.30	8.350		12.650
65	111	WALDBILLIG Oliver	LUX	4.60	8.40	7.90	7.80	8.30	8.10	7.90	8.050		12.650
66	63	LIMA Mauricio	FRA	4.70	8.10	7.70	7.70	8.00	7.80	8.30	7.900		12.600
67	84	SEBASTIAN Rohan	IRL	4.40	7.90	8.20	8.30	8.50	7.80	8.20	8.150		12.550
68	135	KIELBIK Piotr	POL	4.00	8.30	8.50	8.70	8.90	8.60	8.30	8.525		12.525
69	166	STENBERG Mans	SWE	3.90	8.50	8.40	8.30	8.70	8.80	8.60	8.550		12.450
70	108	STOSKUS Arnas	LTU	4.40	8.30	7.70	8.00	8.50	7.60	8.20	8.050		12.450
71	32	NOVAK Matiza	CRO	4.00	8.30	8.40	8.70	8.30	8.40	8.50	8.400		12.400
72	34	BARON Matija	CRO	3.60	8.60	8.80	8.60	8.70	8.50	8.80	8.675		12.275
73	11	SHIKHALIYEV Shakir	AZE	3.60	8.40	8.90	8.50	9.00	8.70	8.50	8.650		12.250
74	18	SCHROE Kristof	BEL	3.60	8.80	8.70	8.50	8.70	8.70	8.20	8.650		12.250
75	75	WITTENBERG-VOGES Max	GER	3.70	8.80	8.40	8.70	8.30	8.50	8.60	8.550		12.250
76	109	ESAULOV Vladislav	LTU	4.80	7.10	7.80	7.40	7.20	7.70	7.50	7.450		12.250
77	42	BRABLIK Richard	CZE	3.70	8.50	8.30	8.60	8.60	8.30	8.60	8.500		12.200
78	6	AUER Roland	AUT	4.30	7.70	7.80	8.00	8.00	8.10	7.80	7.900		12.200
79	123	TELUSSA Jeffrey	NED	5.00	6.70	7.20	7.50	6.90	8.10	7.10	7.175		12.175
80	162	SNIRER Denis	SVK	3.70	8.20	8.40	8.40	8.80	8.40	8.40	8.400		12.100
81	43	PESEK Tomas	CZE	3.20	8.80	8.90	8.90	8.60	8.70	8.60	8.750		11.950
82	47	KRISTENSEN Andreas	DEN	4.40	7.10	7.80	7.60	7.50	7.30	8.00	7.550		11.950
83	173	KARAKUS Mesut	TUR	3.60	8.30	8.30	8.00	8.50	8.00	8.60	8.275		11.875
84	28	VELEV Kristian	BUL	3.80	8.20	8.10	8.10	7.80	7.70	8.40	8.050		11.850
85	31	DUSPARA Josip	CRO	3.30	8.30	8.40	8.90	8.80	8.30	8.30	8.450		11.750
86	132	JARZABEK Piotr	POL	3.20	8.50	8.80	8.50	8.30	7.90	8.70	8.500		11.700

Lausanne (SUI) 8 - 11 May 2008

INDIVIDUAL JUDGES SCORES

Men's Juniors - Team Competition - All-Around And Qual. For Competition 3

FRI 9 MAY 2008 - 18:00



Rank	Bib	Name	NOC Code	A Score	B1 GER	B2 ISR	B3 CRO	B4 GBR	B5 ITA	B6 TUR	B Score	Pen.	Total
87	172	ARICAN Ferhat	TUR	4.10	7.40	7.40	7.70	7.50	8.50	7.80	7.600		11.700
88	87	MEDVEDEV Andrey	ISR	4.00	8.00	7.80	7.60	7.30	7.20	7.40	7.525		11.525
89	41	BOMER Jiri	CZE	2.70	8.60	8.50	9.00	9.00	8.70	8.90	8.800		11.500
90	58	HARTMAN Samuel	FIN	3.30	8.10	8.40	8.00	8.10	8.00	8.60	8.150		11.450
91	38	MOUSOUPETROU Gergios	CYP	3.30	8.30	7.70	8.10	8.20	7.50	8.20	8.050		11.350
92	46	WINTHER Joachim	DEN	3.30	7.80	8.20	8.20	8.20	8.00	7.60	8.050		11.350
93	133	PYRZ Sebastian	POL	2.90	8.40	8.60	8.30	8.40	8.40	8.30	8.375		11.275
94	128	CONRADI Marcus	NOR	2.70	8.30	8.40	8.50	8.50	8.60	8.60	8.500		11.200
95	126	SKJERAHAUG Stian	NOR	2.50	8.60	8.50	8.80	8.80	8.40	8.60	8.625		11.125
96	10	SCHWAB Matthias	AUT	4.30	6.60	6.80	7.10	6.80	7.00	6.50	6.800		11.100
97	129	KRISTENSEN Steffen	NOR	3.50	7.30	7.30	7.80	7.80	7.40	8.00	7.575		11.075
98	45	VESELY Jiri	CZE	2.70	8.40	8.00	8.50	8.50	8.40	8.00	8.325		11.025
99	161	MICHNAK Slavomir	SVK	2.60	8.40	8.00	8.80	8.40	8.10	8.60	8.375		10.975
100	101	POZNYAKOV Sergei	LAT	2.60	8.10	8.40	8.00	8.60	8.10	8.40	8.250		10.850
101	81	RELLIS Geoff	IRL	2.50	8.10	8.20	8.40	8.00	8.20	8.30	8.200		10.700
102	39	PAPAEURIPIDOU Xenios	CYP	3.50	7.30	7.00	7.40	7.10	7.40	7.00	7.200		10.700
103	83	O'CONNOR Christopher	IRL	1.90	8.50	8.40	8.80	7.60	8.80	8.50	8.550		10.450
104	153	STEVANOVIC Ziko	SLO	2.60	7.40	7.50	8.20	8.00	7.50	7.90	7.725		10.325
105	27	SMILENOV Smilen	BUL	3.50	5.80	6.30	7.00	7.00	6.90	7.00	6.800		10.300
106	59	NIVA Heikki	FIN	2.70	7.50	7.10	7.50	7.90	7.40	8.00	7.575		10.275
107	56	PEKKANEN Jarkko	FIN	3.20	6.80	7.20	7.60	7.00	7.00	6.80	7.000		10.200
108	48	FULGSIG Marcus	DEN	2.10	7.70	8.00	8.00	8.20	7.90	7.80	7.925		10.025
109	151	ALHADY Omar	SLO	2.10	8.00	7.50	7.90	7.80	8.00	7.50	7.800		9.900
110	49	HANSEN Simon	DEN	3.20	6.40	6.00	6.50	6.70	7.40	5.50	6.400		9.600
111	86	GUNNARSSON Olafur	ISL	3.00	4.50	4.50	4.70	4.50	4.80	4.50	4.550		7.550
112	116	CROVETTO Kevin	MON	2.40	4.20	3.80	4.50	4.00	4.20	4.30	4.175		6.575
113	152	ZUNKO Zan	SLO	1.90	3.70	3.90	4.40	3.40	3.40	3.40	3.600		5.500
114	37	PARPAS Giannos	CYP	2.50	2.20	2.50	2.10	2.40	2.40	1.80	2.275		4.775
115	127	ANDREASSEN Hakon	NOR	1.70	0.20	0.60	0.20	0.50	0.40	0.30	0.350		2.050

Legend:

A Difficulty score B1 - B6 Panel "B" judges 1 - 6 Pen Penalty



Rings

Lausanne (SUI) 8 - 11 May 2008

INDIVIDUAL JUDGES SCORES

Men's Juniors - Team Competition - All-Around And Qual. For Competition 3

FRI 9 MAY 2008 - 18:00

I

Rank	Bib	Name	NOC Code	V	A Score	B1 ROU	B2 IRL	B3 SWE	B4 SVK	B5 BEL	B6 NED	B Score	Pen.	Vault	Total
1	62	JORDAN Mathieu	FRA	1	7.00	9.00	9.40	9.30	9.40	9.30	8.90	9.250		16.250	16.250
				2	6.20	9.50	9.20	9.40	9.50	9.40	9.10	9.375		15.575	
2	149	BELYAVSKIY David	RUS	1	6.60	9.70	9.50	9.60	9.60	9.50	9.60	9.575		16.175	16.175
				2	6.20	9.50	9.50	9.60	9.50	9.30	9.50	9.500		15.700	
3	68	SEAGER Theo	GBR	1	6.20	9.70	9.70	9.70	9.60	9.50	9.60	9.650		15.850	15.850
				2	6.60	9.50	9.70	9.60	9.30	9.60	9.30	9.500		16.100	
4	91	KEKELOS Stravos	GRE	1	6.60	9.20	9.30	9.30	9.40	9.20	8.90	9.250		15.850	15.850
				2	6.20	9.50	9.40	9.50	9.50	9.50	9.30	9.475		15.675	
5	51	BAZAN Christian	ESP	1	6.60	9.10	9.30	9.10	9.50	9.40	8.70	9.225		15.825	15.825
				2	6.20	9.50	9.40	9.50	9.50	9.50	9.40	9.475		15.675	
6	66	KEATINGS Daniel	GBR	1	6.20	9.70	9.70	9.70	9.50	9.50	9.50	9.600		15.800	15.800
7	141	COTUNA Vlad	ROU	1	6.20	9.70	9.50	9.70	9.50	9.40	9.50	9.550		15.750	15.750
8	73	BYKOV Ivan	GER	1	6.20	9.50	9.50	9.60	9.60	9.60	9.40	9.550		15.750	15.750
				2	5.80	9.40	9.50	9.40	9.50	9.40	9.30	9.425		15.225	
9	67	PURVIS Daniel	GBR	1	6.20	9.50	9.50	9.60	9.60	9.50	9.40	9.525		15.725	15.725
				2	5.40	9.50	9.50	9.50	9.40	9.40	9.40	9.450		14.850	
10	74	TOBA Andreas	GER	1	6.20	9.60	9.50	9.40	9.50	9.60	9.40	9.500		15.700	15.700
				2	5.40	9.50	9.60	9.50	9.70	9.50	9.60	9.550	0.1	14.850	
11	92	KOSMIDIS Eleftherios	GRE	1	6.20	9.60	9.40	9.60	9.50	9.50	9.40	9.500		15.700	15.700
				2	6.20	9.60	9.60	9.60	9.40	9.40	9.40	9.500		15.700	
12	146	PAKHOMENKO Igor	RUS	1	6.20	9.50	9.50	9.50	9.60	9.30	9.50	9.500		15.700	15.700
13	176	PAKHNYUK Petro	UKR	1	6.20	9.50	9.40	9.60	9.40	9.50	9.50	9.475		15.675	15.675
14	123	TELUSSA Jeffrey	NED	1	6.20	9.30	9.30	9.50	9.50	9.50	9.50	9.450		15.650	15.650
				2	5.80	9.50	9.40	9.40	9.50	9.60	9.50	9.475		15.275	
15	53	NAVARRO Enrique	ESP	1	6.20	9.50	9.50	9.60	9.50	9.50	9.40	9.500	0.1	15.600	15.600
16	63	LIMA Mauricio	FRA	1	6.20	9.30	9.50	9.40	9.50	9.40	9.30	9.400		15.600	15.600
17	142	BURDUHOSU Cornel	ROU	1	6.20	9.30	9.60	9.40	9.50	9.40	9.10	9.400		15.600	15.600
				2	5.80	8.60	8.50	8.90	8.60	8.80	8.70	8.675	0.1	14.375	
18	9	ROSSI Gabriel	AUT	1	6.20	9.40	9.40	9.40	9.40	9.40	9.40	9.400		15.600	15.600
				2	6.60	8.80	8.50	8.80	8.50	8.80	8.40	8.650	0.1	15.150	
19	96	CINGOLANI Andrea	ITA	1	6.20	9.40	9.30	9.40	9.30	9.50	9.30	9.350		15.550	15.550
				2	6.20	9.30	9.30	9.30	9.20	9.20	9.30	9.275		15.475	
20	121	DEURLOO Bart	NED	1	6.20	9.20	9.30	9.40	9.40	9.30	9.50	9.350	0.1	15.450	15.450
21	156	FISCHER Lucas	SUI	1	5.80	9.60	9.60	9.60	9.60	9.50	9.50	9.575		15.375	15.375
22	159	ROSSI Kevin	SUI	1	5.80	9.50	9.50	9.60	9.50	9.50	9.50	9.500		15.300	15.300
23	25	VERBAVITSKI U.	BLR	1	5.80	9.50	9.40	9.50	9.50	9.50	9.30	9.475		15.275	15.275
24	143	MUTIU Stefan	ROU	1	5.80	9.50	9.50	9.60	9.40	9.60	9.30	9.500	0.1	15.200	15.200
25	54	BERMEJO Eduardo	ESP	1	5.80	9.40	9.40	9.60	9.30	9.30	9.40	9.375		15.175	15.175
26	157	HONAUER Silvan	SUI	1	5.80	9.40	9.30	9.50	9.40	9.40	9.30	9.375		15.175	15.175
27	8	EGERMANN Julian	AUT	1	5.80	9.40	9.50	9.30	9.40	9.40	9.20	9.375		15.175	15.175
28	22	BYKAU Artsiom	BLR	1	6.20	9.10	8.90	9.00	9.00	8.80	8.90	8.950		15.150	15.150
29	136	SIMOES Gustavo	POR	1	5.80	9.20	9.50	9.50	9.40	9.40	9.40	9.425	0.1	15.125	15.125
30	178	YAROSLAVTSEV V.	UKR	1	6.20	9.20	8.80	9.00	9.10	8.80	8.80	8.925		15.125	15.125

Lausanne (SUI) 8 - 11 May 2008

INDIVIDUAL JUDGES SCORES

Men's Juniors - Team Competition - All-Around And Qual. For Competition 3

FRI 9 MAY 2008 - 18:00



Rank	Bib	Name	NOC Code	V	A Score	B1 ROU	B2 IRL	B3 SWE	B4 SVK	B5 BEL	B6 NED	B Score	Pen.	Vault	Total
31	11	SHIKHALIYEV Shakir	AZE	1	5.80	9.30	9.20	9.30	9.40	9.30	9.30	9.300		15.100	15.100
32	158	NÜTZI Simon	SUI	1	5.80	9.40	9.40	9.30	9.40	9.20	9.40	9.375	0.1	15.075	15.075
33	78	VADASZFI Akos	HUN	1	6.60	8.40	8.50	8.60	8.60	8.60	8.50	8.550	0.1	15.050	15.050
34	65	ZONA Jim	FRA	1	5.80	9.20	9.30	9.50	9.40	9.30	9.30	9.325	0.1	15.025	15.025
35	97	PIAVE Simone	ITA	1	5.80	9.30	9.10	9.20	9.20	9.30	9.20	9.225		15.025	15.025
36	23	BULAUSKI Pavel	BLR	1	5.40	9.60	9.60	9.60	9.60	9.60	9.60	9.600		15.000	15.000
37	71	KRIMMER Sebastian	GER	1	5.40	9.60	9.50	9.60	9.40	9.60	9.50	9.550		14.950	14.950
38	148	GARIBOV Amin	RUS	1	5.40	9.40	9.40	9.70	9.50	9.60	9.60	9.525		14.925	14.925
39	69	OLDHAM Sam	GBR	1	5.40	9.50	9.60	9.60	9.40	9.40	9.50	9.500		14.900	14.900
39	179	PETROSIAN H.	UKR	1	5.40	9.60	9.50	9.60	9.50	9.40	9.40	9.500		14.900	14.900
41	72	SORRER Philip	GER	1	5.40	9.50	9.50	9.60	9.50	9.50	9.40	9.500		14.900	14.900
42	171	SANLI Ozgur	TUR	1	5.40	9.50	9.40	9.50	9.30	9.60	9.40	9.450		14.850	14.850
43	107	PRUSINSKAS Patrikas	LTU	1	5.40	9.50	9.30	9.50	9.40	9.40	9.50	9.450		14.850	14.850
				2	3.80	9.30	9.20	9.30	9.30	9.40	9.40	9.325	0.1	13.025	
44	32	NOVAK Matiza	CRO	1	5.40	9.50	9.40	9.50	9.50	9.30	9.20	9.425		14.825	14.825
45	52	LOPEZ Ruben	ESP	1	6.60	8.50	8.40	8.50	8.80	8.70	8.40	8.525	0.3	14.825	14.825
				2	5.80	9.60	9.40	9.70	9.60	9.60	9.50	9.575		15.375	
46	111	WALDBILLIG Oliver	LUX	1	5.40	9.50	9.20	9.40	9.50	9.40	9.30	9.400		14.800	14.800
47	30	STOIMENOV Emil	BUL	1	5.40	9.20	9.40	9.50	9.40	9.40	9.40	9.400		14.800	14.800
48	94	PETROUNIAS E.	GRE	1	5.40	9.40	9.40	9.40	9.40	9.30	9.40	9.400		14.800	14.800
49	106	GUSCINAS Rokas	LTU	1	5.40	9.50	9.40	9.40	9.40	9.30	9.30	9.375		14.775	14.775
				2	3.80	8.90	9.00	9.00	9.00	9.00	8.80	8.975	0.1	12.675	
50	47	KRISTENSEN Andreas	DEN	1	5.40	9.40	9.30	9.40	9.30	9.40	9.40	9.375		14.775	14.775
				2	5.00	8.50	8.60	9.00	8.40	8.80	8.50	8.600		13.600	
51	122	SMINK Glenn	NED	1	5.80	9.30	9.40	9.40	9.30	9.30	9.40	9.350	0.4	14.750	14.750
52	7	DECKER Matthias	AUT	1	5.40	9.60	9.30	9.40	9.30	9.30	9.30	9.325		14.725	14.725
53	79	DUKA F. Artur	HUN	1	5.40	9.30	9.40	9.30	9.30	9.20	9.30	9.300		14.700	14.700
54	36	KRASIAS Dimitris	CYP	1	5.40	9.40	9.30	9.30	9.20	9.20	9.20	9.250		14.650	14.650
54	131	REGINIAK Bertosz	POL	1	5.40	9.30	9.20	9.40	9.20	9.30	9.20	9.250		14.650	14.650
56	28	VELEV Kristian	BUL	1	5.40	9.20	9.40	9.30	9.30	9.20	9.10	9.250		14.650	14.650
57	84	SEBASTIAN Rohan	IRL	1	6.20	8.90	9.00	8.80	8.60	9.00	8.50	8.825	0.4	14.625	14.625
				2	5.40	9.30	9.40	9.40	9.30	9.30	9.40	9.350		14.750	
58	95	GEORGIADIS G.	GRE	1	5.40	9.40	9.30	9.30	9.30	9.30	9.20	9.300	0.1	14.600	14.600
59	76	TALAS Bence	HUN	1	5.40	9.30	9.20	9.30	9.30	9.30	9.30	9.300	0.1	14.600	14.600
60	29	VALCHEV Velislav	BUL	1	5.40	9.20	9.20	9.00	9.20	9.20	9.20	9.200		14.600	14.600
61	38	MOUSOUPETROU Gergios	CYP	1	5.40	9.10	9.40	9.20	9.30	9.20	9.10	9.200		14.600	14.600
				2	0.00	0.00	0.00	0.00	0.00	0.00	0.00	0.000		0.000	
62	42	BRABLIK Richard	CZE	1	5.40	9.00	9.20	9.30	9.40	9.20	9.00	9.175		14.575	14.575
63	18	SCHROE Kristof	BEL	1	5.40	9.30	9.10	9.00	9.10	9.20	9.30	9.175		14.575	14.575
64	77	VECSERNYES David	HUN	1	5.40	9.10	9.20	9.30	9.20	9.30	9.40	9.250	0.1	14.550	14.550
65	17	BOURGOIS Jeremy	BEL	1	5.40	9.20	9.10	9.30	9.00	9.10	9.10	9.125		14.525	14.525
66	98	MAGLIONI Fabio	ITA	1	5.40	9.10	9.10	9.10	9.20	9.20	9.20	9.150	0.1	14.450	14.450
67	180	SYENICHKIN A.	UKR	1	5.40	9.50	9.30	9.30	9.40	9.30	9.30	9.325	0.3	14.425	14.425

Lausanne (SUI) 8 - 11 May 2008

INDIVIDUAL JUDGES SCORES

Men's Juniors - Team Competition - All-Around And Qual. For Competition 3

FRI 9 MAY 2008 - 18:00



Rank	Bib	Name	NOC Code	V	A Score	B1 ROU	B2 IRL	B3 SWE	B4 SVK	B5 BEL	B6 NED	B Score	Pen.	Vault	Total
68	16	GENTGES Gilles	BEL	1	5.40	9.20	9.00	9.00	9.10	9.20	9.20	9.125	0.1	14.425	14.425
69	166	STENBERG Mans	SWE	1	5.80	8.80	8.50	8.70	8.60	8.70	8.50	8.625		14.425	14.425
70	61	AUGIS Axel	FRA	1	5.40	9.40	9.20	9.50	9.40	9.60	9.30	9.400	0.5	14.300	14.300
71	43	PESEK Tomas	CZE	1	5.40	9.30	9.30	9.10	9.40	9.20	9.40	9.300	0.4	14.300	14.300
72	20	TOEBACK Jonas	BEL	1	6.20	8.30	8.10	8.40	8.20	8.60	8.60	8.375	0.3	14.275	14.275
73	109	ESAULOV Vladislav	LTU	1	5.40	8.90	8.70	8.70	9.10	9.00	8.80	8.850		14.250	14.250
				2	4.20	9.50	9.30	9.40	9.10	9.30	9.30	9.325		13.525	
74	60	JUSSILA Jerry	FIN	1	5.40	8.70	8.80	8.50	8.80	8.80	8.60	8.725		14.125	14.125
75	145	MARINESCU Stefan	ROU	1	4.60	9.60	9.50	9.50	9.40	9.40	9.60	9.500		14.100	14.100
76	99	DESOLATI Jacopo	ITA	1	4.60	9.60	9.40	9.40	9.40	9.60	9.50	9.475		14.075	14.075
77	108	STOSKUS Arnas	LTU	1	4.60	9.50	9.40	9.50	9.30	9.50	9.10	9.425		14.025	14.025
				2	3.00	9.40	9.00	9.40	9.30	9.40	9.40	9.375		12.375	
78	129	KRISTENSEN Steffen	NOR	1	4.60	9.40	9.30	9.50	9.40	9.60	9.30	9.400		14.000	14.000
79	48	FULGSIG Marcus	DEN	1	4.60	9.50	9.40	9.50	9.20	9.40	9.30	9.400		14.000	14.000
80	10	SCHWAB Matthias	AUT	1	5.40	8.90	9.00	8.90	9.00	9.10	9.10	9.000	0.4	14.000	14.000
81	35	BOROSA Filip	CRO	1	4.60	9.50	9.20	9.30	9.40	9.20	9.50	9.350		13.950	13.950
82	162	SNIRER Denis	SVK	1	4.60	9.30	9.40	9.30	9.30	9.50	9.30	9.325		13.925	13.925
				2	3.80	9.40	9.30	9.40	9.40	9.40	9.40	9.400		13.200	
83	31	DUSPARA Josip	CRO	1	4.60	9.30	9.40	9.40	9.30	9.10	9.30	9.325		13.925	13.925
84	137	ROMERO Diogo	POR	1	4.60	9.30	9.30	9.40	9.30	9.30	9.20	9.300		13.900	13.900
85	126	SKJERAHAUG Stian	NOR	1	4.60	9.30	9.10	9.30	9.40	9.30	9.30	9.300		13.900	13.900
86	81	RELLIS Geoff	IRL	1	4.60	9.30	9.20	9.30	9.30	9.30	9.20	9.275		13.875	13.875
				2	3.80	9.40	9.20	9.20	9.40	9.30	9.30	9.300		13.100	
87	86	GUNNARSSON Olafur	ISL	1	4.60	9.30	9.20	9.30	9.10	9.20	9.30	9.250		13.850	13.850
88	127	ANDREASSEN Hakon	NOR	1	4.60	9.10	9.00	9.30	9.40	9.20	9.30	9.225		13.825	13.825
89	172	ARICAN Ferhat	TUR	1	4.60	9.50	9.20	9.30	9.20	9.00	9.20	9.225		13.825	13.825
90	125	BLETTERMAN Michel	NED	1	4.60	9.30	9.20	9.20	9.20	9.20	9.30	9.225		13.825	13.825
91	134	NOWAK Tomasz	POL	1	4.60	9.40	9.30	9.30	9.30	9.10	9.30	9.300	0.1	13.800	13.800
92	152	ZUNKO Zan	SLO	1	4.60	9.20	9.20	9.20	9.30	9.10	9.20	9.200		13.800	13.800
93	46	WINTHER Joachim	DEN	1	4.60	9.20	9.20	9.20	9.20	9.00	9.20	9.200		13.800	13.800
93	101	POZNYAKOVSKIY Sergei	LAT	1	4.60	9.20	9.00	9.20	9.20	9.20	9.20	9.200		13.800	13.800
95	56	PEKKANEN Jarkko	FIN	1	5.40	8.70	8.60	9.00	9.10	8.80	9.10	8.900	0.5	13.800	13.800
				2	5.00	9.20	9.10	9.00	9.10	9.20	9.20	9.150		14.150	
96	173	KARAKUS Mesut	TUR	1	4.60	9.30	9.30	9.30	9.30	9.10	9.20	9.275	0.1	13.775	13.775
97	34	BARON Matija	CRO	1	4.60	9.20	9.10	9.20	9.40	9.10	9.10	9.150		13.750	13.750
98	45	VESELY Jiri	CZE	1	4.60	9.20	9.40	9.20	9.20	9.10	9.20	9.200	0.1	13.700	13.700
99	139	GOMES Pedro	POR	1	4.60	9.10	9.20	9.20	9.20	9.20	9.20	9.200	0.1	13.700	13.700
100	21	PRISTAUKA Aliaksandr	BLR	1	5.80	8.50	8.30	8.50	8.40	8.20	8.40	8.400	0.5	13.700	13.700
101	128	CONRADI Marcus	NOR	1	4.60	9.00	9.20	9.10	8.90	9.00	9.30	9.075		13.675	13.675
102	58	HARTMAN Samuel	FIN	1	4.60	9.20	9.10	9.00	9.10	9.00	9.10	9.075		13.675	13.675
103	37	PARPAS Giannos	CYP	1	4.60	9.20	9.00	9.10	9.10	9.00	9.00	9.050		13.650	13.650
				2	4.20	8.50	8.40	8.50	8.50	8.50	8.30	8.475		12.675	
104	132	JARZABEK Piotr	POL	1	4.60	9.20	9.00	9.00	9.10	9.20	9.20	9.125	0.1	13.625	13.625

Lausanne (SUI) 8 - 11 May 2008

INDIVIDUAL JUDGES SCORES

Men's Juniors - Team Competition - All-Around And Qual. For Competition 3

FRI 9 MAY 2008 - 18:00

I

Rank	Bib	Name	NOC Code	V	A Score	B1 ROU	B2 IRL	B3 SWE	B4 SVK	B5 BEL	B6 NED	B Score	Pen.	Vault	Total
105	87	MEDVEDEV Andrey	ISR	1	4.60	9.00	9.00	8.90	8.90	9.00	8.90	8.950	0.1	13.450	13.450
106	161	MICHNAK Slavomir	SVK	1	4.00	9.40	9.20	9.10	9.10	9.30	9.30	9.225		13.225	13.225
107	116	CROVETTO Kevin	MON	1	4.00	9.30	9.20	8.90	9.30	9.20	9.20	9.225		13.225	13.225
108	50	RYDBERG Kasper	DEN	1	3.80	9.30	9.00	9.30	9.30	9.30	9.30	9.300		13.100	13.100
109	39	PAPAEURIPIDOU Xenios	CYP	1	4.00	9.20	9.10	8.80	9.10	9.00	9.10	9.075	0.1	12.975	12.975
110	153	STEVANOVIC Ziko	SLO	1	3.80	8.80	9.00	9.40	9.10	9.10	9.20	9.100		12.900	12.900
111	82	CAFFREY Rory	IRL	1	3.80	8.90	9.10	9.00	8.80	8.90	9.10	8.975		12.775	12.775
112	147	IGNATENKOV Kirill	RUS	1	4.40	8.60	8.30	8.40	8.60	8.50	8.20	8.450	0.1	12.750	12.750
113	57	KANERVA Juko	FIN	1	3.80	8.80	8.70	8.80	8.60	8.60	9.00	8.725		12.525	12.525
114	41	BOMER Jiri	CZE	1	4.00	8.40	8.30	8.50	8.00	8.60	8.40	8.400		12.400	12.400
115	151	ALHADY Omar	SLO	1	3.00	9.30	9.50	9.10	9.00	9.00	9.30	9.175		12.175	12.175
116	135	KIELBIK Piotr	POL	1	0.00	0.00	0.00	0.00	0.00	0.00	0.00	0.000		0.000	0.000
				2	4.60	9.40	9.30	9.20	9.30	8.90	9.20	9.250		13.850	

Legend:

V Vault number **A** Difficulty score **B1 - B6** Panel "B" judges 1 - 6 **Pen** Penalty

I Vault

Lausanne (SUI) 8 - 11 May 2008

INDIVIDUAL JUDGES SCORES

Men's Juniors - Team Competition - All-Around And Qual. For Competition 3

FRI 9 MAY 2008 - 18:00



Rank	Bib	Name	NOC Code	A Score	B1 SLO	B2 SUI	B3 CYP	B4 DEN	B5 NED	B6 ESP	B Score	Pen.	Total
1	61	AUGIS Axel	FRA	5.90	9.20	9.00	9.00	8.90	9.00	9.20	9.050		14.950
2	66	KEATINGS Daniel	GBR	6.10	8.60	8.80	8.90	8.30	8.90	8.80	8.775		14.875
3	148	GARIBOV Amin	RUS	5.90	8.90	8.80	8.80	9.00	8.60	9.00	8.875		14.775
4	71	KRIMMER Sebastian	GER	5.50	9.20	9.10	8.70	9.40	9.20	9.10	9.150		14.650
5	147	IGNATENKOV Kirill	RUS	5.70	9.10	8.70	8.80	8.90	9.10	8.90	8.925		14.625
6	51	BAZAN Christian	ESP	5.90	8.60	8.60	8.50	9.10	8.80	8.80	8.700		14.600
7	36	KRASIAS Dimitris	CYP	5.60	8.70	9.20	9.20	8.80	8.50	9.30	8.975		14.575
8	72	SORRER Philip	GER	5.60	8.90	9.10	8.70	9.20	9.10	8.80	8.975		14.575
9	177	STEPANENKO Viktor	UKR	5.60	9.10	8.90	8.90	8.80	9.10	9.00	8.975		14.575
10	67	PURVIS Daniel	GBR	5.50	9.10	8.80	8.80	9.20	9.10	9.30	9.050		14.550
11	157	HONAUER Silvan	SUI	5.20	9.10	9.30	9.30	9.30	9.30	9.30	9.300		14.500
12	70	PEARSON Reece	GBR	5.50	8.90	8.90	8.80	9.10	8.90	9.20	8.950		14.450
13	74	TOBA Andreas	GER	5.30	9.10	9.30	9.00	9.20	9.00	9.10	9.100		14.400
13	149	BELYAVSKIY David	RUS	5.30	9.10	9.20	9.10	9.00	9.30	9.00	9.100		14.400
15	136	SIMOES Gustavo	POR	5.40	9.00	9.00	9.00	9.00	9.00	9.10	9.000		14.400
16	141	COTUNA Vlad	ROU	5.40	9.00	8.80	8.90	8.90	9.00	9.10	8.950		14.350
17	156	FISCHER Lucas	SUI	5.70	8.60	8.60	8.40	9.00	8.60	8.60	8.600		14.300
18	21	PRISTAUKA Aliaksandr	BLR	5.60	9.00	8.70	8.50	8.80	8.70	8.50	8.675		14.275
19	64	PETER Bastian	FRA	5.30	8.80	9.20	8.60	9.10	9.00	8.90	8.950		14.250
20	79	DUKA F. Artur	HUN	5.20	9.10	9.00	9.00	9.00	8.90	9.00	9.000		14.200
21	69	OLDHAM Sam	GBR	5.30	9.20	8.90	8.80	8.80	8.90	8.80	8.850		14.150
22	80	VLACSIL A.	HUN	4.90	9.30	9.20	9.10	9.00	9.10	9.20	9.150		14.050
23	22	BYKAU Artsiom	BLR	4.90	9.10	9.10	9.20	9.10	9.20	9.10	9.125		14.025
24	106	GUSCINAS Rokas	LTU	5.10	8.20	8.80	8.90	9.10	8.80	9.10	8.900		14.000
25	99	DESOLATI Jacopo	ITA	4.90	9.00	9.20	9.00	9.00	8.90	9.00	9.000		13.900
26	97	PIAVE Simone	ITA	4.70	9.00	9.30	9.10	9.20	9.10	9.30	9.175		13.875
27	143	MUTIU Stefan	ROU	5.10	8.70	8.50	8.80	8.90	8.80	8.80	8.775		13.875
28	91	KEKELOS Stravos	GRE	5.10	8.70	8.50	9.00	9.00	8.50	8.80	8.750		13.850
29	176	PAKHNYUK Petro	UKR	5.20	8.80	8.60	8.60	8.60	8.50	8.80	8.650		13.850
30	145	MARINESCU Stefan	ROU	5.60	8.30	8.40	8.30	8.10	7.50	8.30	8.250		13.850
31	54	BERMEJO Eduardo	ESP	5.10	8.80	8.70	8.80	8.60	8.60	8.90	8.725		13.825
32	159	ROSSI Kevin	SUI	5.30	9.00	8.30	8.50	8.70	8.40	8.50	8.525		13.825
33	92	KOSMIDIS Eleftherios	GRE	5.00	8.80	8.60	9.20	9.00	8.60	8.80	8.800		13.800
34	144	NISTOR Laurentiu	ROU	5.10	9.10	8.60	8.80	8.50	8.60	8.70	8.675		13.775
35	73	BYKOV Ivan	GER	5.30	8.60	7.80	8.30	8.50	8.60	8.50	8.475		13.775
36	179	PETROSIAN H.	UKR	5.40	8.20	8.40	8.40	8.80	8.20	8.50	8.375		13.775
37	93	KARANTONAS K.	GRE	4.90	8.80	8.50	9.30	9.10	8.30	8.90	8.825		13.725
38	76	TALAS Bence	HUN	4.90	8.90	8.70	8.70	9.40	8.60	9.00	8.825		13.725
39	180	SYENICHKIN A.	UKR	5.50	8.40	8.30	8.20	8.00	8.80	7.90	8.225		13.725
40	25	VERBAVITSKI U.	BLR	5.00	8.90	8.50	8.40	8.90	8.50	8.90	8.700		13.700
41	24	HARAVETS Kiryl	BLR	4.70	9.00	9.10	8.90	8.90	9.30	8.80	8.975		13.675
42	77	VECSERNYES David	HUN	4.70	8.80	9.10	8.70	9.10	8.90	9.00	8.950		13.650
43	123	TELUSSA Jeffrey	NED	4.90	8.90	9.30	8.50	8.40	8.70	8.90	8.750		13.650

Lausanne (SUI) 8 - 11 May 2008

INDIVIDUAL JUDGES SCORES

Men's Juniors - Team Competition - All-Around And Qual. For Competition 3

FRI 9 MAY 2008 - 18:00



Rank	Bib	Name	NOC Code	A Score	B1 SLO	B2 SUI	B3 CYP	B4 DEN	B5 NED	B6 ESP	B Score	Pen.	Total
44	172	ARICAN Ferhat	TUR	4.60	9.00	9.20	8.90	9.20	8.70	9.00	9.025		13.625
45	7	DECKER Matthias	AUT	4.70	8.80	9.00	9.00	8.90	8.70	9.30	8.925		13.625
46	17	BOURGOIS Jeremy	BEL	5.30	8.30	8.30	8.10	8.50	8.20	8.50	8.325		13.625
47	63	LIMA Mauricio	FRA	5.10	8.50	8.30	8.50	8.90	8.70	8.30	8.500		13.600
48	121	DEURLOO Bart	NED	4.90	8.80	8.30	8.60	8.70	8.90	8.60	8.675		13.575
49	96	CINGOLANI Andrea	ITA	5.00	8.50	8.60	8.50	8.90	8.60	8.60	8.575		13.575
50	109	ESAULOV Vladislav	LTU	4.30	9.20	9.00	9.10	9.20	8.80	9.30	9.125		13.425
51	111	WALDBILLIG Oliver	LUX	4.80	8.50	8.60	8.60	8.60	8.70	8.90	8.625		13.425
52	95	GEORGIADIS G.	GRE	4.40	9.10	9.20	8.60	9.00	8.90	9.00	9.000		13.400
53	6	AUER Roland	AUT	4.40	8.80	8.80	9.00	9.10	9.00	9.30	8.975		13.375
54	166	STENBERG Mans	SWE	4.70	8.50	8.80	8.30	8.90	9.00	8.50	8.675		13.375
55	29	VALCHEV Velislav	BUL	4.50	8.70	8.90	8.90	8.90	8.60	8.90	8.850		13.350
56	84	SEBASTIAN Rohan	IRL	4.60	8.40	8.70	8.60	8.90	8.80	9.00	8.750		13.350
57	160	STILLHART Mirco	SUI	4.70	8.80	8.70	8.60	8.50	8.40	8.80	8.650		13.350
58	11	SHIKHALIYEV Shakir	AZE	4.30	8.80	8.20	9.10	9.20	9.20	9.00	9.025		13.325
59	171	SANLI Ozgur	TUR	4.20	9.20	9.20	9.00	9.00	8.90	9.30	9.100		13.300
60	146	PAKHOMENKO Igor	RUS	5.30	8.20	7.80	8.00	8.20	7.90	7.90	8.000		13.300
61	8	EGERMANN Julian	AUT	4.30	9.00	8.90	8.90	9.10	9.10	8.80	8.975		13.275
62	9	ROSSI Gabriel	AUT	5.10	8.10	8.30	8.00	8.20	8.30	7.70	8.150		13.250
63	139	GOMES Pedro	POR	4.60	8.70	8.70	8.80	8.10	8.50	8.60	8.625		13.225
64	52	LOPEZ Ruben	ESP	5.40	7.70	7.80	8.00	7.50	7.60	8.10	7.775		13.175
65	122	SMINK Glenn	NED	3.90	9.10	9.00	9.40	9.20	9.30	9.50	9.250		13.150
66	20	TOEBACK Jonas	BEL	4.80	8.40	8.30	8.40	8.40	8.20	8.30	8.350		13.150
67	26	MANOLOV Pavel	BUL	4.80	8.30	8.30	8.50	8.20	8.30	8.00	8.275		13.075
68	35	BOROSA Filip	CRO	4.10	9.00	8.80	8.90	9.00	9.20	8.70	8.925		13.025
69	53	NAVARRO Enrique	ESP	4.90	7.90	8.10	8.60	7.80	8.20	8.30	8.125		13.025
70	137	ROMERO Diogo	POR	4.90	8.30	8.30	7.80	8.20	8.00	7.90	8.100		13.000
71	131	REGINIAK Bertosz	POL	5.20	7.70	7.80	7.90	8.20	7.80	7.70	7.800		13.000
72	134	NOWAK Tomasz	POL	4.00	9.00	9.20	8.60	9.20	8.80	8.90	8.975		12.975
73	28	VELEV Kristian	BUL	4.10	8.60	9.00	9.00	8.80	8.60	9.10	8.850		12.950
74	57	KANERVA Juko	FIN	4.40	8.50	8.40	8.60	8.70	8.20	8.50	8.500		12.900
75	135	KIELBIK Piotr	POL	3.60	9.30	9.20	9.20	9.10	9.40	9.50	9.275		12.875
76	33	PLAFTARIC Marko	CRO	3.80	9.00	8.80	9.00	9.00	9.10	9.50	9.025		12.825
77	126	SKJERAHAUG Stian	NOR	4.10	8.80	8.90	8.50	8.60	8.70	8.70	8.700		12.800
78	132	JARZABEK Piotr	POL	4.70	8.00	8.10	7.80	8.10	8.20	8.40	8.100		12.800
79	107	PRUSINSKAS Patrikas	LTU	4.20	8.60	8.80	8.60	8.30	8.60	8.50	8.575		12.775
80	152	ZUNKO Zan	SLO	4.20	8.30	8.30	8.70	8.80	8.40	9.00	8.550		12.750
81	41	BOMER Jiri	CZE	3.90	8.90	8.90	8.70	9.00	8.80	8.60	8.825		12.725
82	173	KARAKUS Mesut	TUR	4.50	8.20	8.40	8.20	8.20	8.00	8.30	8.225		12.725
83	42	BRABLIK Richard	CZE	3.80	8.90	8.70	9.00	9.00	8.80	8.90	8.900		12.700
84	162	SNIRER Denis	SVK	3.50	9.10	9.00	9.10	9.20	9.20	9.30	9.150		12.650
85	59	NIVA Heikki	FIN	3.90	8.60	8.80	8.70	8.60	8.90	9.00	8.750		12.650
86	48	FULGSIG Marcus	DEN	4.30	8.40	7.90	8.40	8.80	7.80	8.40	8.275		12.575

Lausanne (SUI) 8 - 11 May 2008

INDIVIDUAL JUDGES SCORES

Men's Juniors - Team Competition - All-Around And Qual. For Competition 3

FRI 9 MAY 2008 - 18:00



Rank	Bib	Name	NOC Code	A Score	B1 SLO	B2 SUI	B3 CYP	B4 DEN	B5 NED	B6 ESP	B Score	Pen.	Total
87	86	GUNNARSSON Olafur	ISL	3.40	9.10	9.10	9.10	9.40	9.20	9.20	9.150		12.550
88	62	JORDAN Mathieu	FRA	5.20	7.70	7.30	7.40	6.50	7.00	7.90	7.350		12.550
89	161	MICHNAK Slavomir	SVK	3.70	9.10	8.70	8.70	8.60	8.90	9.00	8.825		12.525
90	43	PESEK Tomas	CZE	3.40	9.00	9.00	8.90	9.00	9.30	9.20	9.050		12.450
91	45	VESELY Jiri	CZE	3.60	8.80	8.50	8.80	8.80	8.80	8.90	8.800		12.400
92	87	MEDVEDEV Andrey	ISR	4.10	8.50	8.40	8.20	8.20	7.70	8.10	8.225		12.325
93	108	STOSKUS Arnas	LTU	4.40	7.90	7.90	8.10	7.50	8.00	7.90	7.925		12.325
94	47	KRISTENSEN Andreas	DEN	3.60	8.70	8.70	8.80	8.80	8.60	8.60	8.700		12.300
95	127	ANDREASSEN Hakon	NOR	4.00	8.30	8.50	8.10	8.40	8.20	8.20	8.275		12.275
96	16	GENTGES Gilles	BEL	5.30	7.10	7.00	7.10	6.30	6.60	7.10	6.950		12.250
97	18	SCHROE Kristof	BEL	4.60	7.40	7.60	7.70	7.40	7.70	7.60	7.575		12.175
98	60	JUSSILA Jerry	FIN	3.60	8.90	8.30	8.60	8.50	8.70	8.40	8.550		12.150
99	81	RELLIS Geoff	IRL	3.60	8.30	8.60	8.60	8.10	8.60	8.70	8.525		12.125
100	56	PEKKANEN Jarkko	FIN	4.20	7.80	7.90	8.20	7.20	7.80	8.20	7.925		12.125
101	27	SMILENOV Smilen	BUL	4.00	8.40	8.00	8.10	7.70	8.10	8.10	8.075		12.075
102	38	MOUSOUPETROU Gergios	CYP	3.50	8.40	8.70	8.70	8.40	8.20	8.80	8.550		12.050
103	98	MAGLIONI Fabio	ITA	4.00	8.50	7.90	8.00	7.60	7.60	8.20	7.925		11.925
104	101	POZNYAKOVVS Sergei	LAT	3.80	8.10	8.30	7.90	8.10	8.00	7.80	8.025		11.825
105	49	HANSEN Simon	DEN	3.20	8.30	8.60	8.60	8.50	7.90	8.20	8.400		11.600
106	151	ALHADY Omar	SLO	3.20	8.80	8.20	8.50	8.40	8.00	8.40	8.375		11.575
107	39	PAPAEURIPIDOU Xenios	CYP	3.60	8.20	7.70	8.80	7.70	8.00	7.70	7.900		11.500
108	83	O'CONNOR Christopher	IRL	3.00	8.70	7.90	8.40	8.30	8.20	8.50	8.350		11.350
109	46	WINTHER Joachim	DEN	3.10	8.10	8.10	8.30	8.30	7.70	8.40	8.200		11.300
110	116	CROVETTO Kevin	MON	2.60	8.70	8.60	8.40	8.70	8.00	8.80	8.600		11.200
111	153	STEVANOVIC Ziko	SLO	3.40	7.90	7.30	7.90	7.20	7.80	7.50	7.625		11.025
112	128	CONRADI Marcus	NOR	3.50	7.90	7.10	7.50	7.50	7.40	7.20	7.400		10.900
113	31	DUSPARA Josip	CRO	3.60	4.80	4.70	4.20	4.50	4.60	4.80	4.650		8.250
114	82	CAFFREY Rory	IRL	2.10	5.10	4.80	5.10	5.00	5.20	4.60	5.000		7.100
115	125	BLETTERMAN Michel	NED	2.60	3.10	3.10	2.60	2.50	2.60	2.00	2.700		5.300
116	37	PARPAS Giannos	CYP	0.80	0.50	2.00	0.90	0.40	0.00	0.80	0.650		1.450

Legend:

A Difficulty score **B1 - B6** Panel "B" judges 1 - 6 **Pen** Penalty



Parallel Bars

Lausanne (SUI) 8 - 11 May 2008

INDIVIDUAL JUDGES SCORES

Men's Juniors - Team Competition - All-Around And Qual. For Competition 3

FRI 9 MAY 2008 - 18:00



Rank	Bib	Name	NOC Code	A Score	B1 ESP	B2 UKR	B3 LTU	B4 BLR	B5 FIN	B6 SLO	B Score	Pen.	Total
1	148	GARIBOV Amin	RUS	5.80	8.90	8.80	8.90	8.40	8.40	8.50	8.650		14.450
2	147	IGNATENKOV Kirill	RUS	5.50	8.50	8.70	8.90	9.20	9.00	9.00	8.900		14.400
3	149	BELYAVSKIY David	RUS	5.10	9.00	9.10	9.10	9.20	9.10	9.10	9.100		14.200
4	74	TOBA Andreas	GER	5.50	8.60	8.30	8.50	9.00	9.00	8.70	8.700		14.200
5	75	WITTENBERG-VOGES Max	GER	5.70	8.20	8.50	8.20	8.80	8.70	8.50	8.475		14.175
6	146	PAKHOMENKO Igor	RUS	5.70	8.60	8.60	8.40	8.50	8.20	8.40	8.475		14.175
7	106	GUSCINAS Rokas	LTU	4.80	9.30	9.40	9.40	9.40	9.30	9.20	9.350		14.150
8	77	VECSERNYES David	HUN	5.60	8.70	8.40	8.60	8.50	8.90	8.30	8.550		14.150
9	21	PRISTAUKA Aliaksandr	BLR	5.20	8.70	9.30	8.80	9.00	9.00	8.90	8.925		14.125
10	158	NÜTZI Simon	SUI	5.20	8.70	9.20	9.00	8.50	8.90	8.90	8.875		14.075
11	79	DUKA F. Artur	HUN	5.30	8.60	8.80	8.90	8.60	9.10	8.60	8.725		14.025
12	141	COTUNA Vlad	ROU	5.40	8.50	8.80	8.50	8.50	8.90	8.70	8.625		14.025
13	69	OLDHAM Sam	GBR	5.30	8.50	8.90	8.60	8.50	9.00	8.80	8.700		14.000
14	36	KRASIAS Dimitris	CYP	5.70	8.20	8.70	8.50	8.10	8.40	7.90	8.300		14.000
15	64	PETER Bastian	FRA	5.40	8.70	8.40	8.70	8.60	8.60	8.30	8.575		13.975
16	66	KEATINGS Daniel	GBR	5.30	8.50	8.80	8.60	8.80	8.60	8.60	8.650		13.950
17	176	PAKHNYUK Petro	UKR	5.20	8.80	8.90	8.90	8.50	8.70	8.50	8.725		13.925
18	67	PURVIS Daniel	GBR	5.50	8.30	8.40	8.40	8.00	8.50	8.50	8.400		13.900
19	160	STILLHART Mirco	SUI	4.70	9.20	9.30	8.80	9.30	9.10	9.00	9.150		13.850
20	93	KARANTONAS K.	GRE	5.10	9.00	8.60	8.70	8.50	8.90	8.80	8.750		13.850
21	68	SEAGER Theo	GBR	5.30	8.60	8.60	8.80	8.30	8.20	8.70	8.550		13.850
22	72	SORRER Philip	GER	5.60	8.40	8.30	8.40	7.90	8.10	8.20	8.250		13.850
23	91	KEKELOS Stravos	GRE	5.10	8.40	8.80	8.70	8.60	8.80	8.80	8.725		13.825
24	61	AUGIS Axel	FRA	5.60	8.10	8.20	8.20	8.10	8.30	8.30	8.200		13.800
25	55	GONZALEZ Fabian	ESP	5.00	8.60	8.90	8.80	8.70	8.90	8.70	8.775		13.775
26	22	BYKAU Artsiom	BLR	4.90	8.60	9.10	8.90	9.10	8.70	8.70	8.850		13.750
27	17	BOURGOIS Jeremy	BEL	5.50	8.20	8.20	7.40	8.40	8.40	8.00	8.200		13.700
28	51	BAZAN Christian	ESP	5.20	8.60	8.80	8.10	8.30	8.50	8.30	8.425		13.625
29	107	PRUSINSKAS Patrikas	LTU	4.70	8.40	9.00	9.00	9.00	8.90	8.70	8.900		13.600
30	24	HARAVETS Kiryl	BLR	4.70	8.90	9.10	9.00	8.90	8.50	8.80	8.900		13.600
31	98	MAGLIONI Fabio	ITA	5.10	8.40	9.00	8.20	8.60	8.60	8.40	8.500		13.600
32	9	ROSSI Gabriel	AUT	5.50	8.20	8.40	8.30	7.70	8.20	7.70	8.100		13.600
33	6	AUER Roland	AUT	4.80	8.90	8.70	8.60	8.60	8.80	8.90	8.750		13.550
34	157	HONAUER Silvan	SUI	4.50	9.10	8.70	9.10	9.10	9.20	8.70	9.000		13.500
35	71	KRIMMER Sebastian	GER	4.90	8.70	8.60	8.60	8.30	8.70	8.50	8.600		13.500
36	19	VERBAEYS Jimmy	BEL	4.80	8.50	8.80	9.00	9.00	8.30	8.40	8.675		13.475
37	179	PETROSIAN H.	UKR	4.80	8.40	8.80	8.80	9.00	8.60	8.50	8.675		13.475
38	131	REGINIAK Bertosz	POL	4.50	9.00	9.00	8.90	8.80	8.90	8.90	8.925		13.425
39	124	DE VRIES Boudewijn	NED	4.80	8.20	8.80	8.70	8.70	8.50	8.60	8.625		13.425
40	58	HARTMAN Samuel	FIN	5.30	7.90	8.20	7.90	8.00	8.60	8.40	8.125		13.425
41	29	VALCHEV Velislav	BUL	5.20	8.10	8.30	8.30	8.80	7.80	8.10	8.200		13.400
42	178	YAROSLAVTSEV V.	UKR	4.90	8.50	8.40	8.40	8.10	8.50	8.60	8.450		13.350
43	96	CINGOLANI Andrea	ITA	4.70	8.60	8.50	8.70	8.30	8.70	8.70	8.625		13.325

Lausanne (SUI) 8 - 11 May 2008

INDIVIDUAL JUDGES SCORES

Men's Juniors - Team Competition - All-Around And Qual. For Competition 3

FRI 9 MAY 2008 - 18:00



Rank	Bib	Name	NOC Code	A Score	B1 ESP	B2 UKR	B3 LTU	B4 BLR	B5 FIN	B6 SLO	B Score	Pen.	Total
44	172	ARICAN Ferhat	TUR	5.00	8.20	8.40	8.40	8.50	8.10	8.30	8.325		13.325
45	180	SYENICHKIN A.	UKR	5.30	8.10	8.10	8.00	8.10	7.80	7.90	8.025		13.325
46	16	GENTGES Gilles	BEL	4.80	8.40	8.50	8.60	8.80	8.40	8.30	8.475		13.275
47	136	SIMOES Gustavo	POR	4.80	8.60	8.50	8.40	8.20	8.70	8.40	8.475		13.275
48	33	PLAFTARIC Marko	CRO	4.50	8.60	8.60	8.80	8.80	8.80	8.90	8.750		13.250
49	138	GOMES Francisco	POR	4.40	8.70	8.80	8.80	8.80	8.80	9.00	8.800		13.200
50	53	NAVARRO Enrique	ESP	4.50	8.70	8.10	8.80	8.80	8.70	8.50	8.675		13.175
51	144	NISTOR Laurentiu	ROU	4.80	8.10	8.40	8.40	8.10	8.60	8.40	8.325		13.125
52	97	PIAVE Simone	ITA	4.50	8.50	8.70	8.90	8.50	8.60	8.60	8.600		13.100
53	65	ZONA Jim	FRA	4.80	8.10	8.50	8.80	8.20	8.10	8.40	8.300		13.100
54	95	GEORGIADIS G.	GRE	4.10	9.10	8.90	9.00	9.00	9.00	8.90	8.975		13.075
55	84	SEBASTIAN Rohan	IRL	4.80	8.20	8.30	8.10	8.50	8.50	7.90	8.275		13.075
56	173	KARAKUS Mesut	TUR	4.60	8.40	8.30	8.60	8.40	8.40	8.60	8.450		13.050
57	76	TALAS Bence	HUN	4.70	8.20	8.50	8.40	8.20	8.80	8.30	8.350		13.050
58	109	ESAULOV Vladislav	LTU	4.10	8.80	9.10	8.80	8.60	9.10	8.90	8.900		13.000
59	28	VELEV Kristian	BUL	4.20	8.90	8.20	8.70	8.90	8.70	8.80	8.775		12.975
60	26	MANOLOV Pavel	BUL	4.30	8.50	8.60	8.90	8.90	8.60	8.50	8.650		12.950
61	7	DECKER Matthias	AUT	5.30	7.20	7.80	7.40	7.80	8.20	7.50	7.625		12.925
62	63	LIMA Mauricio	FRA	5.00	7.90	7.90	8.10	7.70	7.90	7.60	7.850		12.850
63	129	KRISTENSEN Steffen	NOR	4.20	8.60	8.80	8.60	8.50	8.30	8.70	8.600		12.800
64	108	STOSKUS Arnas	LTU	4.20	8.50	8.70	8.70	8.60	8.00	8.50	8.575		12.775
65	171	SANLI Ozgur	TUR	4.50	8.00	8.50	8.10	8.50	8.30	8.00	8.225		12.725
66	34	BARON Matija	CRO	4.30	8.20	8.50	8.40	8.30	8.30	8.40	8.350		12.650
67	46	WINTHER Joachim	DEN	4.10	8.70	8.20	9.00	8.60	8.40	8.40	8.525		12.625
68	43	PESEK Tomas	CZE	4.10	8.50	8.60	8.50	8.40	8.80	8.50	8.525		12.625
69	99	DESOLATI Jacopo	ITA	4.50	8.30	8.00	7.80	8.20	8.30	8.00	8.125		12.625
70	86	GUNNARSSON Olafur	ISL	3.70	9.10	9.00	9.10	8.70	8.70	8.80	8.900		12.600
71	18	SCHROE Kristof	BEL	5.00	7.60	8.00	7.50	7.40	7.90	7.40	7.600		12.600
72	42	BRABLIK Richard	CZE	4.40	8.20	8.20	8.20	8.10	7.90	8.10	8.150		12.550
73	142	BURDUHOSU Cornel	ROU	4.60	8.30	8.00	8.00	8.00	7.70	7.70	7.925		12.525
74	59	NIVA Heikki	FIN	3.90	8.40	8.60	8.60	8.50	8.70	8.70	8.600		12.500
75	52	LOPEZ Ruben	ESP	5.40	7.50	7.00	7.00	6.70	7.30	7.10	7.100		12.500
76	41	BOMER Jiri	CZE	3.40	8.90	9.20	8.90	9.10	9.20	9.00	9.050		12.450
77	30	STOIMENOV Emil	BUL	4.50	8.00	8.40	7.70	8.10	7.80	7.80	7.925		12.425
78	25	VERBAVITSKI U.	BLR	4.30	8.20	8.20	8.00	8.00	7.90	8.30	8.100		12.400
79	49	HANSEN Simon	DEN	4.00	8.50	8.00	8.30	8.60	8.50	8.20	8.375		12.375
80	132	JARZABEK Piotr	POL	3.90	8.40	8.50	8.40	8.50	8.30	8.60	8.450		12.350
81	166	STENBERG Mans	SWE	3.80	8.60	8.40	8.70	8.40	8.60	8.50	8.525		12.325
82	137	ROMERO Diogo	POR	4.50	8.00	7.60	7.60	7.50	7.90	7.70	7.700		12.200
83	80	VLACSIL A.	HUN	5.00	7.70	7.10	6.70	7.10	7.40	7.20	7.200		12.200
84	135	KIELBIK Piotr	POL	3.40	9.00	8.60	8.60	8.90	8.50	9.10	8.775		12.175
85	123	TELUSSA Jeffrey	NED	3.80	8.30	8.10	7.90	8.30	8.70	8.20	8.225		12.025
86	143	MUTIU Stefan	ROU	4.10	8.00	8.00	7.80	7.50	7.80	7.90	7.875		11.975

Lausanne (SUI) 8 - 11 May 2008

INDIVIDUAL JUDGES SCORES

Men's Juniors - Team Competition - All-Around And Qual. For Competition 3

FRI 9 MAY 2008 - 18:00



Rank	Bib	Name	NOC Code	A Score	B1 ESP	B2 UKR	B3 LTU	B4 BLR	B5 FIN	B6 SLO	B Score	Pen.	Total
87	111	WALDBILLIG Oliver	LUX	4.60	7.50	7.50	7.20	7.10	7.90	7.30	7.375		11.975
88	37	PARPAS Giannos	CYP	4.80	7.10	6.90	6.80	7.60	7.30	7.30	7.150		11.950
89	125	BLETTERMAN Michel	NED	4.00	7.80	8.00	7.70	8.00	8.00	7.70	7.875		11.875
90	156	FISCHER Lucas	SUI	3.00	8.90	8.80	8.80	9.60	8.80	8.90	8.850		11.850
91	31	DUSPARA Josip	CRO	3.30	8.50	8.40	8.50	8.70	8.40	8.80	8.525		11.825
92	48	FULGSIG Marcus	DEN	3.10	8.50	8.50	8.20	8.70	8.40	8.60	8.500		11.600
93	10	SCHWAB Matthias	AUT	4.40	7.40	7.20	7.00	7.10	7.20	7.20	7.175		11.575
94	39	PAPAEURIPIDOU Xenios	CYP	4.50	7.00	7.20	7.00	7.10	7.00	7.40	7.075		11.575
95	133	PYRZ Sebastian	POL	4.30	7.10	7.10	7.10	7.00	6.90	6.80	7.025		11.325
96	152	ZUNKO Zan	SLO	3.30	7.90	7.80	8.10	8.10	7.90	7.80	7.925		11.225
97	57	KANERVA Juko	FIN	2.20	8.80	9.00	9.00	9.30	9.00	9.00	9.000		11.200
98	161	MICHNAK Slavomir	SVK	3.40	8.00	7.70	7.80	7.80	7.80	7.70	7.775		11.175
99	153	STEVANOVIC Ziko	SLO	2.30	8.90	8.80	8.70	8.80	9.10	8.80	8.825		11.125
100	101	POZNYAKOV Sergei	LAT	2.30	8.80	8.40	8.90	8.90	8.80	8.80	8.825		11.125
101	127	ANDREASSEN Hakon	NOR	2.50	8.70	8.70	8.60	8.50	8.90	8.50	8.625		11.125
102	162	SNIRER Denis	SVK	3.00	7.90	7.80	7.90	8.30	8.50	8.20	8.075		11.075
103	151	ALHADY Omar	SLO	2.20	8.80	8.60	8.70	9.00	8.70	8.80	8.750		10.950
104	92	KOSMIDIS Eleftherios	GRE	4.00	7.30	6.60	6.70	7.20	7.00	6.80	6.925		10.925
105	116	CROVETTO Kevin	MON	2.70	8.10	8.00	8.40	8.10	8.20	8.40	8.200		10.900
106	121	DEURLOO Bart	NED	4.30	6.90	7.00	6.20	6.70	6.50	6.30	6.600		10.900
107	32	NOVAK Matiza	CRO	2.30	9.00	8.30	8.50	8.70	8.50	8.50	8.550		10.850
108	11	SHIKHALIYEV Shakir	AZE	2.10	8.70	8.80	8.60	8.80	8.60	8.90	8.725		10.825
109	128	CONRADI Marcus	NOR	2.20	8.50	8.40	8.60	9.10	8.60	8.60	8.575		10.775
110	87	MEDVEDEV Andrey	ISR	4.00	7.00	6.80	5.80	6.80	6.80	6.70	6.775		10.775
111	45	VESELY Jiri	CZE	2.10	8.20	8.60	8.60	8.70	8.70	8.80	8.650		10.750
112	38	MOUSOUPETROU Gergios	CYP	2.90	7.90	7.80	7.50	7.50	7.90	8.00	7.775		10.675
113	126	SKJERAHAUG Stian	NOR	3.60	6.80	7.00	6.50	6.80	7.10	6.80	6.850		10.450
114	50	RYDBERG Kasper	DEN	2.90	6.50	7.10	7.00	7.50	7.60	6.90	7.125		10.025

Legend:

A Difficulty score **B1 - B6** Panel "B" judges 1 - 6 **Pen** Penalty



Horizontal Bar

Lausanne (SUI) 8 - 11 May 2008

LIST OF QUALIFIERS Men's Juniors - Apparatus Finals

SUN 11 MAY 2008 - 9:30



Qualifying Order	Bib	Name	NOC Code	Qual. Score
1	92	KOSMIDIS Eleftherios	GRE	14.400
2	66	KEATINGS Daniel	GBR	14.800
3	91	KEKELOS Stravos	GRE	14.750
4	156	FISCHER Lucas	SUI	14.675
5	67	PURVIS Daniel	GBR	14.650
6	146	PAKHOMENKO Igor	RUS	14.500
7	51	BAZAN Christian	ESP	14.500
8	141	COTUNA Vlad	ROU	14.475
Reserves				
R1	149	BELYAVSKIY David	RUS	14.475
R2	178	YAROSLAVTSEV Vladyslav	UKR	14.450
R3	62	JORDAN Mathieu	FRA	14.375



Qualifying Order	Bib	Name	NOC Code	Qual. Score
1	66	KEATINGS Daniel	GBR	15.825
2	150	PETROV Matvey	RUS	15.225
3	70	PEARSON Reece	GBR	14.975
4	72	SORRER Philip	GER	14.675
5	146	PAKHOMENKO Igor	RUS	14.650
6	177	STEPANENKO Viktor	UKR	14.525
7	176	PAKHNYUK Petro	UKR	14.500
8	71	KRIMMER Sebastian	GER	14.450
Reserves				
R1	22	BYKAU Artsiom	BLR	14.425
R2	136	SIMOES Gustavo	POR	14.425
R3	21	PRISTAUKA Aliaksandr	BLR	14.050



Qualifying Order	Bib	Name	NOC Code	Qual. Score
1	51	BAZAN Christian	ESP	15.125
2	136	SIMOES Gustavo	POR	15.100
3	53	NAVARRO Enrique	ESP	14.700
4	148	GARIBOV Amin	RUS	14.500
5	150	PETROV Matvey	RUS	14.500
6	67	PURVIS Daniel	GBR	14.475
7	94	PETROUNIAS Eleftherios	GRE	14.475
8	66	KEATINGS Daniel	GBR	14.450
Reserves				
R1	92	KOSMIDIS Eleftherios	GRE	14.450
R2	176	PAKHNYUK Petro	UKR	14.300
R3	131	REGINIAK Bertosz	POL	14.275



Qualifying Order	Bib	Name	NOC Code	Qual. Score
1	68	SEAGER Theo	GBR	15.975
2	149	BELYAVSKIY David	RUS	15.937
3	62	JORDAN Mathieu	FRA	15.912
4	91	KEKELOS Stravos	GRE	15.762
5	51	BAZAN Christian	ESP	15.750
6	92	KOSMIDIS Eleftherios	GRE	15.700
7	96	CINGOLANI Andrea	ITA	15.512
8	73	BYKOV Ivan	GER	15.487
Reserves				
R1	123	TELUSSA Jeffrey	NED	15.462
R2	9	ROSSI Gabriel	AUT	15.375
R3	67	PURVIS Daniel	GBR	15.287



Qualifying Order	Bib	Name	NOC Code	Qual. Score
1	61	AUGIS Axel	FRA	14.950
2	66	KEATINGS Daniel	GBR	14.875
3	148	GARIBOV Amin	RUS	14.775
4	71	KRIMMER Sebastian	GER	14.650
5	147	IGNATENKOV Kirill	RUS	14.625
6	51	BAZAN Christian	ESP	14.600
7	36	KRASIAS Dimitris	CYP	14.575
8	72	SORRER Philip	GER	14.575
Reserves				
R1	177	STEPANENKO Viktor	UKR	14.575
R2	67	PURVIS Daniel	GBR	14.550
R3	157	HONAUER Silvan	SUI	14.500



Qualifying Order	Bib	Name	NOC Code	Qual. Score
1	148	GARIBOV Amin	RUS	14.450
2	147	IGNATENKOV Kirill	RUS	14.400
3	74	TOBA Andreas	GER	14.200
4	75	WITTENBERG-VOGES Max	GER	14.175
5	106	GUSCINAS Rokas	LTU	14.150
6	77	VECSERNYES David	HUN	14.150
7	21	PRISTAUKA Aliaksandr	BLR	14.125
8	158	NÜTZI Simon	SUI	14.075
Reserves				
R1	79	DUKA F. Artur	HUN	14.025
R2	141	COTUNA Vlad	ROU	14.025
R3	69	OLDHAM Sam	GBR	14.000

Legend:

Qual. Qualification

Rx Reserve



Floor



Pommel Horse



Rings



Vault



Parallel Bars



Horizontal Bar

Lausanne (SUI) 8 - 11 May 2008

JUDGES ASSIGNMENTS Men's Juniors - Apparatus Finals

SUN 11 MAY 2008 - 9:30

Superior Jury

MARZOLLA Gianfranco	UEG	President
HALLER Claus	UEG	
APOLZAN Mircea Dumitru	UEG	
STRUPLER Andreas	UEG	Floor Supervisor
THINGVOLD Tom	UEG	Pommel Horse Supervisor
MACCHIA Alain	UEG	Rings Supervisor
GRECU Danut	UEG	Vault Supervisor
WISCHNIA Jacob	UEG	Parallel Bars Supervisor
ALBRECHT Holger	UEG	High Bar Supervisor



Function	Name	NOC Code
A1	LAZZARICH Diego	UEG
A2	REZIC Petar	CRO
B1	INNOCENTI Giovanni	ITA
B2	METZ Helmut	GER
B3	CAGLAR Ali Eftal	TUR
B4	NANKOE Raymond	NED
B5	SOSNIN Valerij	LTU
B6	KRANZL-MÜLLER Helmut	AUT
Timer	VERFAILLIE Kristof	BEL
Line 1	KELEMEN Zoltan	HUN
Line 2	MIKULA Jozef	SVK



Function	Name	NOC Code
A1	SOUSA Alvaro	UEG
A2	HUMMEL Jens	SWE
B1	MURRAY Colm	IRL
B2	BRICKNER Rafael	ISR
B3	GYULAI Gergely	HUN
B4	FURNELLE Jean-Marie	BEL
B5	SUCIU Ioan Silviu	ROU
B6	PAVLOVS Pavels	LAT



Function	Name	NOC Code
A1	TOMBS Andrew	UEG
A2	PELC Zbignien	POL
B1	NIADBALSKI Mikalai	BLR
B2	VUKOJA Mario	CRO
B3	AXMAN Zdenek	CZE
B4	HOLOPAINEN Mika	FIN
B5	BLANQUINO Jean-François	FRA
B6	TODOROV Todor	BUL
Timer	SAYIN Metin	TUR



Function	Name	NOC Code
A1	REIMERING Vincent	UEG
A2	DONOGHUE Denis	IRL
B1	ROCHA Joao	POR
B2	HODZIC LEDERER Enis	SLO
B3	CACCIVIO Mario	SUI
B4	PETERSEN Ralf	DEN
B5	GONZALEZ CORROCHANO F.	ESP
B6	MITEV Dimitar	BUL



Function	Name	NOC Code
A1	BERCZI Istvan	UEG
A2	POP Andrei	FIN
B1	ALIYEV Elshan	AZE
B2	BRYNJOLFSSON Gudmundur Thor	ISL
B3	VARGA Gabriel	SVK
B4	KONSTANTINOVICH Bronislavs	LAT
B5	RUMBUTIS Sergej	SWE
B6	KUKSENKOV Yulyi	UKR
Line 1	SURPIKAS Viktoras	LTU



Function	Name	NOC Code
A1	MICKEVICS Arturs	UEG
A2	POP Augustin	ROU
B1	ARISTOTELOUS Aristos	CYP
B2	MAKUTS Bogdan	UKR
B3	WILINSKI Mariusz	POL
B4	MOORE Simon	GBR
B5	PROVIAS Nikolaos	GRE
B6	GONZALEZ CORROCHANO F.	ESP

Lausanne (SUI) 8 - 11 May 2008

RESULTS

Men's Juniors - Apparatus Finals

SUN 11 MAY 2008 - 9:30



Rank	Bib	Name	NOC Code	Total
1	92	KOSMIDIS Eleftherios	GRE	15.525
2	51	BAZAN Christian	ESP	15.100
3	66	KEATINGS Daniel	GBR	15.000
4	156	FISCHER Lucas	SUI	14.875
5	67	PURVIS Daniel	GBR	14.850
6	141	COTUNA Vlad	ROU	14.400
7	146	PAKHOMENKO Igor	RUS	13.700
8	91	KEKELOS Stravos	GRE	12.875



Rank	Bib	Name	NOC Code	Total
1	66	KEATINGS Daniel	GBR	15.650
2	150	PETROV Matvey	RUS	15.075
3	177	STEPANENKO Viktor	UKR	14.850
4	70	PEARSON Reece	GBR	14.775
5	176	PAKHNYUK Petro	UKR	14.575
6	146	PAKHOMENKO Igor	RUS	14.450
7	71	KRIMMER Sebastian	GER	13.050
8	72	SORRER Philip	GER	12.975



Rank	Bib	Name	NOC Code	Total
1	51	BAZAN Christian	ESP	15.150
2	136	SIMOES Gustavo	POR	14.975
3	150	PETROV Matvey	RUS	14.500
4	148	GARIBOV Amin	RUS	14.400
5	66	KEATINGS Daniel	GBR	14.275
6	67	PURVIS Daniel	GBR	14.200
7	94	PETROUNIAS E.	GRE	14.075
8	53	NAVARRO Enrique	ESP	12.350



Rank	Bib	Name	NOC Code	Vault 1	Vault 2	Total
1	62	JORDAN Mathieu	FRA	16.200	15.475	15.837
2	149	BELYAVSKIY David	RUS	15.925	15.700	15.812
3	51	BAZAN Christian	ESP	15.450	15.650	15.550
4	92	KOSMIDIS Eleftherios	GRE	15.675	15.300	15.487
5	68	SEAGER Theo	GBR	15.675	15.275	15.475
6	91	KEKELOS Stravos	GRE	15.750	15.175	15.462
7	73	BYKOV Ivan	GER	15.625	15.150	15.387
8	96	CINGOLANI Andrea	ITA	15.325	14.675	15.000



Rank	Bib	Name	NOC Code	Total
1	66	KEATINGS Daniel	GBR	15.300
2	148	GARIBOV Amin	RUS	15.025
3	51	BAZAN Christian	ESP	14.575
4	36	KRASIAS Dimitris	CYP	14.475
5	147	IGNATENKOV Kirill	RUS	14.425
6	72	SORRER Philip	GER	14.375
7	177	STEPANENKO Viktor	UKR	14.225
8	71	KRIMMER Sebastian	GER	13.775



Rank	Bib	Name	NOC Code	Total
1	148	GARIBOV Amin	RUS	14.625
2	75	WITTENBERG-VOGES Max	GER	14.375
3	147	IGNATENKOV Kirill	RUS	14.325
4	158	NÜTZI Simon	SUI	14.100
5	106	GUSCINAS Rokas	LTU	13.975
6	21	PRISTAUKA Aliaksandr	BLR	13.950
7	74	TOBA Andreas	GER	13.900
8	77	VECSERNYES David	HUN	13.050

Legend:



Lausanne (SUI) 8 - 11 May 2008

RESULTS

Men's Juniors - Apparatus Finals

SUN 11 MAY 2008 - 9:30



Rank	Bib	Name	NOC Code	A Score	B Score	Pen	Total
1	92	KOSMIDIS Eleftherios	GRE	6.300	9.225		15.525
2	51	BAZAN Christian	ESP	6.100	9.000		15.100
3	66	KEATINGS Daniel	GBR	5.800	9.200		15.000
4	156	FISCHER Lucas	SUI	5.700	9.175		14.875
5	67	PURVIS Daniel	GBR	6.100	8.750		14.850
6	141	COTUNA Vlad	ROU	5.900	8.500		14.400
7	146	PAKHOMENKO Igor	RUS	5.600	8.100		13.700
8	91	KEKELOS Stravos	GRE	5.400	7.475		12.875

Legend:

Floor

Lausanne (SUI) 8 - 11 May 2008

RESULTS

Men's Juniors - Apparatus Finals

SUN 11 MAY 2008 - 9:30



Rank	Bib	Name	NOC Code	A Score	B Score	Pen	Total
1	66	KEATINGS Daniel	GBR	6.400	9.250		15.650
2	150	PETROV Matvey	RUS	6.000	9.075		15.075
3	177	STEPANENKO Viktor	UKR	6.100	8.750		14.850
4	70	PEARSON Reece	GBR	5.800	8.975		14.775
5	176	PAKHNYUK Petro	UKR	5.600	8.975		14.575
6	146	PAKHOMENKO Igor	RUS	5.500	8.950		14.450
7	71	KRIMMER Sebastian	GER	4.800	8.250		13.050
8	72	SORRER Philip	GER	4.300	8.675		12.975

Legend:



Pommel Horse

Lausanne (SUI) 8 - 11 May 2008

RESULTS

Men's Juniors - Apparatus Finals

SUN 11 MAY 2008 - 10:20



Rank	Bib	Name	NOC Code	A Score	B Score	Pen	Total
1	51	BAZAN Christian	ESP	6.100	9.050		15.150
2	136	SIMÕES Gustavo	POR	6.000	8.975		14.975
3	150	PETROV Matvey	RUS	5.400	9.100		14.500
4	148	GARIBOV Amin	RUS	5.100	9.300		14.400
5	66	KEATINGS Daniel	GBR	5.400	8.875		14.275
6	67	PURVIS Daniel	GBR	5.400	8.800		14.200
7	94	PETROUNIAS E.	GRE	5.500	8.575		14.075
8	53	NAVARRO Enrique	ESP	5.300	7.050		12.350

Legend:



Rings

Lausanne (SUI) 8 - 11 May 2008

RESULTS

Men's Juniors - Apparatus Finals

SUN 11 MAY 2008 - 10:20



Rank	Bib	Name	NOC Code	Vault	A Score	B Score	Pen.	Vault	Total
1	62	JORDAN Mathieu	FRA	1	7.00	9.200		16.200	15.837
				2	6.20	9.375	0.1	15.475	
2	149	BELYAVSKIY David	RUS	1	6.60	9.425	0.1	15.925	15.812
				2	6.20	9.500		15.700	
3	51	BAZAN Christian	ESP	1	6.60	8.850		15.450	15.550
				2	6.20	9.450		15.650	
4	92	KOSMIDIS Eleftherios	GRE	1	6.20	9.475		15.675	15.487
				2	6.20	9.100		15.300	
5	68	SEAGER Theo	GBR	1	6.20	9.475		15.675	15.475
				2	6.60	8.975	0.3	15.275	
6	91	KEKELOS Stravos	GRE	1	6.60	9.150		15.750	15.462
				2	6.20	8.975		15.175	
7	73	BYKOV Ivan	GER	1	6.20	9.425		15.625	15.387
				2	5.80	9.350		15.150	
8	96	CINGOLANI Andrea	ITA	1	6.20	9.125		15.325	15.000
				2	6.20	8.775	0.3	14.675	

Legend:

Vault

Lausanne (SUI) 8 - 11 May 2008

RESULTS

Men's Juniors - Apparatus Finals

SUN 11 MAY 2008 - 11:20



Rank	Bib	Name	NOC Code	A Score	B Score	Pen	Total
1	66	KEATINGS Daniel	GBR	6.100	9.200		15.300
2	148	GARIBOV Amin	RUS	5.900	9.125		15.025
3	51	BAZAN Christian	ESP	5.900	8.675		14.575
4	36	KRASIAS Dimitris	CYP	5.600	8.875		14.475
5	147	IGNATENKOV Kirill	RUS	5.700	8.725		14.425
6	72	SORRER Philip	GER	5.600	8.775		14.375
7	177	STEPANENKO Viktor	UKR	5.600	8.625		14.225
8	71	KRIMMER Sebastian	GER	5.500	8.275		13.775

Legend:



Parallel Bars

Lausanne (SUI) 8 - 11 May 2008

RESULTS

Men's Juniors - Apparatus Finals

SUN 11 MAY 2008 - 11:20



Rank	Bib	Name	NOC Code	A Score	B Score	Pen	Total
1	148	GARIBOV Amin	RUS	5.800	8.825		14.625
2	75	WITTENBERG-VOGES Max	GER	5.700	8.675		14.375
3	147	IGNATENKOV Kirill	RUS	5.500	8.825		14.325
4	158	NÜTZI Simon	SUI	5.200	8.900		14.100
5	106	GUSCINAS Rokas	LTU	4.800	9.175		13.975
6	21	PRISTAUKA Aliaksandr	BLR	5.100	8.850		13.950
7	74	TOBA Andreas	GER	5.600	8.300		13.900
8	77	VECSERNYES David	HUN	5.500	7.550		13.050

Legend:



Horizontal Bar

Lausanne (SUI) 8 - 11 May 2008

INDIVIDUAL JUDGES SCORES

Men's Juniors - Apparatus Finals

SUN 11 MAY 2008 - 9:30



Rank	Bib	Name	NOC Code	A Score	B1 ITA	B2 GER	B3 TUR	B4 NED	B5 LTU	B6 AUT	B Score	Pen.	Total
1	92	KOSMIDIS Eleftherios	GRE	6.30	9.30	9.40	9.30	8.90	9.30	9.00	9.225		15.525
2	51	BAZAN Christian	ESP	6.10	9.00	9.10	9.30	9.00	8.50	8.90	9.000		15.100
3	66	KEATINGS Daniel	GBR	5.80	9.10	9.40	9.10	9.10	9.20	9.40	9.200		15.000
4	156	FISCHER Lucas	SUI	5.70	9.10	9.20	9.30	9.20	9.20	9.00	9.175		14.875
5	67	PURVIS Daniel	GBR	6.10	8.50	8.80	8.90	8.70	8.60	9.00	8.750		14.850
6	141	COTUNA Vlad	ROU	5.90	8.70	8.40	8.70	8.40	8.20	8.50	8.500		14.400
7	146	PAKHOMENKO Igor	RUS	5.60	7.70	7.90	8.40	8.00	8.50	8.10	8.100		13.700
8	91	KEKELOS Stravos	GRE	5.40	7.20	7.40	7.80	7.50	7.60	7.40	7.475		12.875

Legend:

A Difficulty score B1 - B6 Panel "B" judges 1 - 6 Pen Penalty



Floor

Lausanne (SUI) 8 - 11 May 2008

INDIVIDUAL JUDGES SCORES

Men's Juniors - Apparatus Finals

SUN 11 MAY 2008 - 9:30



Rank	Bib	Name	NOC Code	A Score	B1 POR	B2 SLO	B3 SUI	B4 DEN	B5 ESP	B6 BUL	B Score	Pen.	Total
1	66	KEATINGS Daniel	GBR	6.40	9.30	9.20	9.40	9.00	9.30	9.20	9.250		15.650
2	150	PETROV Matvey	RUS	6.00	9.20	9.10	9.10	8.40	9.20	8.90	9.075		15.075
3	177	STEPANENKO Viktor	UKR	6.10	8.70	8.90	8.50	7.70	8.90	9.00	8.750		14.850
4	70	PEARSON Reece	GBR	5.80	8.90	9.20	8.80	8.80	9.10	9.10	8.975		14.775
5	176	PAKHNYUK Petro	UKR	5.60	9.10	9.10	8.50	8.70	9.10	9.00	8.975		14.575
6	146	PAKHOMENKO Igor	RUS	5.50	9.10	9.00	8.90	8.90	8.80	9.00	8.950		14.450
7	71	KRIMMER Sebastian	GER	4.80	8.00	8.40	8.30	8.00	8.40	8.30	8.250		13.050
8	72	SORRER Philip	GER	4.30	8.80	8.70	8.80	8.20	8.90	8.40	8.675		12.975

Legend:

A Difficulty score B1 - B6 Panel "B" judges 1 - 6 Pen Penalty



Pommel Horse

Lausanne (SUI) 8 - 11 May 2008

INDIVIDUAL JUDGES SCORES

Men's Juniors - Apparatus Finals

SUN 11 MAY 2008 - 10:20



Rank	Bib	Name	NOC Code	A Score	B1 IRL	B2 ISR	B3 HUN	B4 BEL	B5 ROU	B6 LAT	B Score	Pen.	Total
1	51	BAZAN Christian	ESP	6.10	9.10	9.10	9.10	8.50	9.10	8.90	9.050		15.150
2	136	SIMOES Gustavo	POR	6.00	9.00	9.00	8.70	8.80	9.10	9.20	8.975		14.975
3	150	PETROV Matvey	RUS	5.40	9.50	9.10	8.90	9.10	9.20	9.00	9.100		14.500
4	148	GARIBOV Amin	RUS	5.10	9.20	9.30	9.30	9.20	9.60	9.40	9.300		14.400
5	66	KEATINGS Daniel	GBR	5.40	9.20	8.80	8.90	8.90	8.90	8.80	8.875		14.275
6	67	PURVIS Daniel	GBR	5.40	9.00	8.50	8.60	8.70	8.90	9.00	8.800		14.200
7	94	PETROUNIAS E.	GRE	5.50	8.80	8.30	8.80	8.50	8.50	8.50	8.575		14.075
8	53	NAVARRO Enrique	ESP	5.30	7.20	7.00	7.30	7.10	6.90	6.90	7.050		12.350

Legend:

A Difficulty score B1 - B6 Panel "B" judges 1 - 6 Pen Penalty



Rings

Lausanne (SUI) 8 - 11 May 2008

INDIVIDUAL JUDGES SCORES

Men's Juniors - Apparatus Finals

SUN 11 MAY 2008 - 10:20

I

Rank	Bib	Name	NOC Code	V	A Score	B1 AZE	B2 ISL	B3 SVK	B4 LAT	B5 SWE	B6 UKR	B Score	Pen.	Vault	Total
1	62	JORDAN Mathieu	FRA	1	7.00	9.10	9.30	9.10	9.20	9.30	9.20	9.200		16.200	15.837
				2	6.20	9.50	9.40	9.50	9.20	9.40	9.20	9.375	0.1	15.475	
2	149	BELYAVSKIY David	RUS	1	6.60	9.50	9.30	9.60	9.50	9.20	9.40	9.425	0.1	15.925	15.812
				2	6.20	9.40	9.50	9.60	9.20	9.60	9.50	9.500		15.700	
3	51	BAZAN Christian	ESP	1	6.60	9.00	8.70	9.20	8.80	8.80	8.80	8.850		15.450	15.550
				2	6.20	9.30	9.60	9.40	9.10	9.60	9.50	9.450		15.650	
4	92	KOSMIDIS Eleftherios	GRE	1	6.20	9.50	9.50	9.50	9.40	9.40	9.50	9.475		15.675	15.487
				2	6.20	9.10	9.10	9.10	9.00	9.20	9.10	9.100		15.300	
5	68	SEAGER Theo	GBR	1	6.20	9.40	9.50	9.50	9.40	9.50	9.50	9.475		15.675	15.475
				2	6.60	9.10	8.90	9.20	8.80	9.10	8.80	8.975	0.3	15.275	
6	91	KEKELOS Stravos	GRE	1	6.60	9.20	9.00	9.40	9.00	9.20	9.20	9.150		15.750	15.462
				2	6.20	9.00	9.10	8.70	9.00	9.00	8.90	8.975		15.175	
7	73	BYKOV Ivan	GER	1	6.20	9.40	9.40	9.50	9.40	9.60	9.30	9.425		15.625	15.387
				2	5.80	9.40	9.40	9.40	9.20	9.30	9.30	9.350		15.150	
8	96	CINGOLANI Andrea	ITA	1	6.20	9.00	9.20	9.10	9.20	9.10	9.10	9.125		15.325	15.000
				2	6.20	8.90	8.60	8.70	8.70	8.80	8.90	8.775	0.3	14.675	

Legend:

V Vault number A Difficulty score B1 - B6 Panel "B" judges 1 - 6 Pen Penalty

I Vault

Lausanne (SUI) 8 - 11 May 2008

INDIVIDUAL JUDGES SCORES

Men's Juniors - Apparatus Finals

SUN 11 MAY 2008 - 11:20



Rank	Bib	Name	NOC Code	A Score	B1 BLR	B2 CRO	B3 CZE	B4 FIN	B5 FRA	B6 BUL	B Score	Pen.	Total
1	66	KEATINGS Daniel	GBR	6.10	9.10	9.10	9.20	9.40	9.00	9.40	9.200		15.300
2	148	GARIBOV Amin	RUS	5.90	9.20	9.10	9.00	9.50	9.00	9.20	9.125		15.025
3	51	BAZAN Christian	ESP	5.90	8.70	8.30	8.80	9.30	8.50	8.70	8.675		14.575
4	36	KRASIAS Dimitris	CYP	5.60	9.00	8.60	8.90	8.40	9.10	9.00	8.875		14.475
5	147	IGNATENKOV Kirill	RUS	5.70	8.90	8.50	8.40	8.90	8.60	8.90	8.725		14.425
6	72	SORRER Philip	GER	5.60	8.80	8.50	8.00	9.10	9.00	8.80	8.775		14.375
7	177	STEPANENKO Viktor	UKR	5.60	8.50	8.70	7.90	8.70	8.60	8.80	8.625		14.225
8	71	KRIMMER Sebastian	GER	5.50	8.20	8.10	8.20	8.20	8.50	8.70	8.275		13.775

Legend:

A Difficulty score B1 - B6 Panel "B" judges 1 - 6 Pen Penalty



Parallel Bars

Lausanne (SUI) 8 - 11 May 2008

INDIVIDUAL JUDGES SCORES

Men's Juniors - Apparatus Finals

SUN 11 MAY 2008 - 11:20



Rank	Bib	Name	NOC Code	A Score	B1 CYP	B2 UKR	B3 POL	B4 GBR	B5 GRE	B6 ESP	B Score	Pen.	Total
1	148	GARIBOV Amin	RUS	5.80	8.90	8.90	8.70	8.50	8.90	8.80	8.825		14.625
2	75	WITTENBERG-VOGES Max	GER	5.70	8.80	8.60	8.40	8.90	8.40	8.90	8.675		14.375
3	147	IGNATENKOV Kirill	RUS	5.50	9.20	8.60	8.90	8.80	9.00	8.60	8.825		14.325
4	158	NÜTZI Simon	SUI	5.20	8.90	8.90	8.80	8.90	9.10	8.90	8.900		14.100
5	106	GUSCINAS Rokas	LTU	4.80	9.10	9.30	9.20	9.30	9.10	8.90	9.175		13.975
6	21	PRISTAUKA Aliaksandr	BLR	5.10	8.90	8.80	8.90	8.70	8.90	8.80	8.850		13.950
7	74	TOBA Andreas	GER	5.60	8.50	8.20	8.00	8.50	8.60	7.80	8.300		13.900
8	77	VECSERNYES David	HUN	5.50	7.90	7.00	7.20	7.40	7.80	7.80	7.550		13.050

Legend:

A Difficulty score B1 - B6 Panel "B" judges 1 - 6 Pen Penalty



Horizontal Bar

Lausanne (SUI) 8 - 11 May 2008

JUDGES ASSIGNMENT

Men's Seniors - Qualifications For Competitions 3 And 4

THU 8 MAY 2008 - 10:00

Superior Jury

MARZOLLA Gianfranco	UEG	President
HALLER Claus	UEG	
APOLZAN Mircea Dumitru	UEG	
STRUPLER Andreas	UEG	Floor Supervisor
THINGVOLD Tom	UEG	Pommel Horse Supervisor
MACCHIA Alain	UEG	Rings Supervisor
GRECU Danut	UEG	Vault Supervisor
WISCHNIA Jacob	UEG	Parallel Bars Supervisor
ALBRECHT Holger	UEG	High Bar Supervisor



Function	Name	NOC Code
A1	LAZZARICH Diego	UEG
A2	ANGONAS Dimitrios	CYP
B1	JENSEN Borre	NOR
B2	BAGUELIN Xavier	FRA
B3	JUCKER Kurt	SUI
B4	MURRAY Colm	IRL
B5	NANKOE Raymond	NED
B6	ALIYEV Rza	AZE
Timer	GAMSAKHURDIA Besarion	GEO
Line 1	PETERSEN Ralf	DEN
Line 2	VARGA Gabriel	SVK

Function	Name	NOC Code
A1	REIMERING Vincent	UEG
A2	BLANQUINO Jean-François	FRA
B1	LEVY Jacob	ISR
B2	PAVLOVS Pavels	LAT
B3	KELEMEN Zoltan	HUN
B4	NUOTIO Timo	FIN
B5	KOROLEV Yuri	RUS
B6	RUMBUTIS Sergej	SWE



Function	Name	NOC Code
A1	SOUSA Alvaro	UEG
A2	TODOROV Todor	BUL
B1	DUS Pavel	CZE
B2	HODZIC LEDERER Enis	SLO
B3	PROVIAS Nikolaos	GRE
B4	ARISTOTELOUS Aristos	CYP
B5	ROCHA Joao	POR
B6	MIKULA Jozef	SVK

Function	Name	NOC Code
A1	BERCZI Istvan	UEG
A2	BRICKNER Rafael	ISR
B1	BANGO Benjamin	ESP
B2	WILINSKI Mariusz	POL
B3	TRAVERSO Fulvio	ITA
B4	VELICKOVIC Sasa	SRB
B5	KRECKE Raymond	LUX
B6	SURPIKAS Viktoras	LTU
Line 1	ALIYEV Elshan	AZE



Function	Name	NOC Code
A1	TOMBS Andrew	UEG
A2	BOUTAKIS Eleftherios	GRE
B1	FEDERAU Andrey	BLR
B2	KUKSENKOV Yulyi	UKR
B3	SEROBJAN Hakob	ARM
B4	VUKOJA Mario	CRO
B5	FETZER Joerg	GER
B6	TOMASSON Bjorn Magnus	ISL
Timer	GONZALEZ CORROCHANO F.	ESP







Function	Name	NOC Code
A1	MICKEVICS Arturs	UEG
A2	DEJANOVIC Dejan	SRB
B1	VERFAILLIE Kristof	BEL
B2	BIRZU Dragos	ROU
B3	CAGLAR Ali Eftal	TUR
B4	MITEV Dimitar	BUL
B5	LEIGH Colin	GBR
B6	HAYN Thomas	AUT

Lausanne (SUI) 8 - 11 May 2008

TEAM RESULTS

Men's Seniors - Qualifications For Competitions 3 And 4

THU 8 MAY 2008 - 18:00


Rank	NOC							Total
1	RUS - Russia	<u>44.625</u> (2)	45.275 (1)	45.700 (1)	47.825 (4)	46.950 (1)	42.800 (5)	273.175 Q
2	GER - Germany	45.175 (1)	42.025 (10)	43.825 (7)	<u>47.850</u> (3)	43.575 (9)	45.550 (1)	268.000 Q
3	UKR - Ukraine	43.175 (10)	<u>44.025</u> (5)	44.025 (5)	47.425 (8)	45.800 (3)	42.575 (6)	267.025 Q
4	ROU - Romania	<u>44.225</u> (4)	44.300 (4)	43.100 (11)	48.600 (1)	43.750 (7)	42.300 (7)	266.275 Q
5	BLR - Belarus	43.600 (7)	<u>43.425</u> (6)	44.075 (3)	47.800 (5)	45.925 (2)	40.325 (21)	265.150 Q
6	SUI - Switzerland	44.250 (3)	42.300 (9)	43.175 (9)	<u>47.325</u> (9)	44.425 (5)	43.325 (3)	264.800 Q
7	FRA - France	43.425 (8)	40.875 (12)	<u>44.125</u> (2)	47.625 (6)	45.425 (4)	41.825 (9)	263.300 Q
8	ITA - Italy	43.675 (6)	43.075 (8)	<u>43.850</u> (6)	45.850 (16)	43.525 (10)	42.975 (4)	262.950 Q
9	GBR - Great Britain	44.100 (5)	43.225 (7)	42.175 (12)	46.350 (13)	43.700 (8)	<u>41.175</u> (14)	260.725
10	ESP - Spain	43.300 (9)	40.275 (15)	43.800 (8)	47.600 (7)	<u>43.400</u> (11)	41.600 (10)	259.975
11	HUN - Hungary	41.950 (15)	44.775 (2)	41.750 (14)	48.150 (2)	<u>42.225</u> (16)	40.800 (17)	259.650
12	GRE - Greece	42.950 (12)	41.225 (11)	41.975 (13)	46.950 (10)	42.850 (12)	<u>43.675</u> (2)	259.625
13	BUL - Bulgaria	42.925 (13)	36.725 (23)	43.150 (10)	46.450 (12)	42.775 (14)	<u>41.250</u> (13)	253.275
14	NED - Netherlands	<u>40.375</u> (20)	38.350 (17)	44.075 (3)	46.350 (13)	42.000 (17)	42.050 (8)	253.200
15	POL - Poland	<u>42.075</u> (14)	37.675 (20)	40.250 (19)	46.825 (11)	44.075 (6)	41.450 (11)	252.350
16	POR - Portugal	43.075 (11)	<u>40.775</u> (13)	40.700 (17)	45.350 (17)	42.625 (15)	39.525 (24)	252.050
17	ISR - Israel	40.750 (17)	40.350 (14)	<u>41.525</u> (16)	45.125 (18)	42.000 (17)	38.750 (25)	248.500
18	FIN - Finland	41.250 (16)	38.200 (18)	40.125 (21)	46.025 (15)	<u>40.675</u> (19)	40.875 (16)	247.150
19	DEN - Denmark	40.475 (19)	37.975 (19)	40.250 (19)	44.900 (19)	38.900 (24)	<u>39.925</u> (23)	242.425
20	AUT - Austria	<u>39.625</u> (24)	35.975 (24)	39.225 (22)	43.975 (25)	40.300 (20)	41.100 (15)	240.200
21	CZE - Czech Republic	39.825 (23)	35.650 (25)	40.525 (18)	44.325 (22)	<u>39.325</u> (22)	40.075 (22)	239.725
22	CRO - Croatia	40.500 (18)	<u>44.350</u> (3)	35.325 (28)	43.050 (27)	37.525 (28)	37.850 (27)	238.600
23	SWE - Sweden	39.025 (26)	36.825 (22)	38.375 (24)	<u>44.375</u> (21)	39.250 (23)	40.375 (19)	238.225
24	NOR - Norway	39.975 (22)	35.175 (26)	38.900 (23)	44.175 (24)	<u>39.375</u> (21)	38.450 (26)	236.050
25	CYP - Cyprus	39.075 (25)	37.225 (21)	41.675 (15)	<u>44.750</u> (20)	38.100 (26)	32.175 (28)	232.200
26	SLO - Slovenia	38.500 (27)	40.100 (16)	38.350 (25)	29.225 (29)	42.800 (13)	<u>41.350</u> (12)	230.325
27	SRB - Serbia	36.100 (28)	34.325 (27)	<u>36.025</u> (27)	43.675 (26)	38.600 (25)	40.350 (20)	229.075
28	TUR - Turkey	40.375 (20)	<u>24.400</u> (28)	37.575 (26)	44.325 (22)	37.650 (27)	40.775 (18)	225.100
29	LAT - Latvia	13.450 (29)	<u>24.175</u> (29)	12.725 (29)	30.925 (28)	26.900 (29)	25.400 (29)	133.575

PEN 0.8 FOR TEAM OF CYP

Note:
Underlined totals indicate starting apparatus.

Legend:

Q Qualified for Team Final







 Floor  Pommel Horse  Rings  Vault  Parallel Bars  Horizontal Bar

Lausanne (SUI) 8 - 11 May 2008

TEAM RESULTS

Men's Seniors - Qualifications For Competitions 3 And 4

THU 8 MAY 2008 - 18:00







Rank	Bib	NOC Name							Total	Ind. Ran						
1		RUS - Russia														
	360	KHOROKHORDIN Sergei	14.025		15.000		15.125	14.475	58.625	(54)						
	361	DEVIATOVSKI Maxim	15.050	14.775	15.250	15.375	15.625	13.775	89.850	(1)						
	362	RYAZANOV Yury		14.675	15.450			14.550	44.675	(89)						
	363	KRYUKOV Nikolai		15.825		15.900	16.200		47.925	(84)						
	364	GOLOTSUTSKOV Anton	15.550			16.550			32.100	(125)						
		Total	44.625	(2)	45.275	(1)	45.700	(1)	47.825	(4)	46.950	(1)	42.800	(5)	273.175	Q
2		GER - Germany														
	280	HAMBUECHEN Fabian	15.525		14.700	16.150	15.700	15.900	77.975	(23)						
	281	JUCKEL Robert		14.900	14.850	15.825			45.575	(85)						
	282	BOY Philipp	14.625	14.525			13.575	14.600	57.325	(58)						
	283	NGUYEN Marcel	15.025			15.875	14.300		45.200	(86)						
	284	WEBER Robert		12.600	14.275			15.050	41.925	(107)						
		Total	45.175	(1)	42.025	(10)	43.825	(7)	47.850	(3)	43.575	(9)	45.550	(1)	268.000	Q
3		UKR - Ukraine														
	395	GONCHAROV Valeriy		14.875			16.025		30.900	(128)						
	396	VOROBYOV Olexander			15.350				15.350	(148)						
	397	ZOZULYA Roman	13.950		14.425	16.025	15.175	14.150	73.725	(31)						
	398	KUKSENKOV M.	14.725	14.575	14.250	15.575	14.600	14.350	88.075	(4)						
	399	SUPRUN Oleksandr	14.500	14.575		15.825		14.075	58.975	(53)						
		Total	43.175	(10)	44.025	(5)	44.025	(5)	47.425	(8)	45.800	(3)	42.575	(6)	267.025	Q
4		ROU - Romania														
	355	POPESCU Ilie Daniel	14.925	14.575	14.075	16.450			60.025	(50)						
	356	KOCZI Flavius	13.900	15.625	14.375	16.000	14.525	14.250	88.675	(3)						
	357	SELARIU Dorin Razvan	15.400			16.150	14.900	14.375	60.825	(46)						
	358	MALITA Cosmin		14.100				13.675	27.775	(136)						
	359	STANESCU G.			14.650		14.325		28.975	(133)						
		Total	44.225	(4)	44.300	(4)	43.100	(11)	48.600	(1)	43.750	(7)	42.300	(7)	266.275	Q
5		BLR - Belarus														
	225	SAVENKOV Denis	14.025	13.825		15.725		13.575	57.150	(61)						
	226	SAVITSKI Dzmitry	15.225	14.900	14.975	15.925	15.025	12.900	88.950	(2)						
	227	KASPIAROVICH Dimitri	14.350		14.975	16.150	15.350		60.825	(45)						
	228	TSAREVICH Aliaksandr		14.700			15.550	13.850	44.100	(92)						
	229	YERMAKOV Uladzimir			14.125				14.125	(153)						
		Total	43.600	(7)	43.425	(6)	44.075	(3)	47.800	(5)	45.925	(2)	40.325	(21)	265.150	Q

Lausanne (SUI) 8 - 11 May 2008

TEAM RESULTS

Men's Seniors - Qualifications For Competitions 3 And 4

THU 8 MAY 2008 - 18:00







Rank	Bib	NOC Name							Total	Ind. Ran
6		SUI - Switzerland								
	375	BOESCHENSTEIN N.	14.825		14.825	15.650	15.125	14.450	74.875	(30)
	376	CAPELLI Claudio	14.700	13.575	13.400	16.000	15.200	14.100	86.975	(6)
	377	RAMSEIER Mark		14.450	14.950	15.675			45.075	(88)
	378	SCHAEERER Christoph						14.775	14.775	(151)
	379	MANNHART Dennis	14.725	14.275			14.100		43.100	(99)
		Total	44.250 (3)	42.300 (9)	43.175 (9)	<u>47.325</u> (9)	44.425 (5)	43.325 (3)	264.800	Q
7		FRA - France								
	265	WIGNANITZ Raphaël		12.600	13.625	15.925			42.150	(106)
	266	DA SILVA Gaël	14.900		14.600	15.600	14.950	12.275	72.325	(35)
	267	CUCHERAT Yann		14.175			15.550	14.875	44.600	(90)
	268	KARBANENKO Dimitri	14.425			16.100	14.925	14.675	60.125	(49)
	269	RODRIGUES Danny	14.100	14.100	15.900				44.100	(93)
		Total	43.425 (8)	40.875 (12)	<u>44.125</u> (2)	47.625 (6)	45.425 (4)	41.825 (9)	263.300	Q
8		ITA - Italy								
	310	ANGIOLETTI Matteo	14.300		15.075	15.075			44.450	(91)
	311	BUSNARI Alberto		14.500			14.575	14.125	43.200	(96)
	312	CASSINA Igor		14.050				15.275	29.325	(131)
	313	MORANDI Matteo	14.250		15.075	15.150	14.525		59.000	(52)
	314	POZZO Enrico	15.125	14.525	13.700	15.625	14.425	13.575	86.975	(7)
		Total	43.675 (6)	43.075 (8)	<u>43.850</u> (6)	45.850 (16)	43.525 (10)	42.975 (4)	262.950	Q
9		GBR - Great Britain								
	270	SMITH Louis	14.300	14.475		15.475	14.275	13.650	72.175	(36)
	271	BREWER Ross		14.625	14.200		14.925	13.550	57.300	(59)
	273	THOMAS Kristian	15.225		13.675	15.250		13.975	58.125	(55)
	274	FOLWELL Luke	14.575	14.125	14.300	15.625	14.500		73.125	(32)
		Total	44.100 (5)	43.225 (7)	42.175 (12)	46.350 (13)	43.700 (8)	<u>41.175</u> (14)	260.725	
10		ESP - Spain								
	255	BOTELLA PEREZ Isaac	14.775		14.700	15.625			45.100	(87)
	256	CARBALLO Manuel		13.625	14.350		14.425		42.400	(103)
	257	MUNOZ Sergio	13.900	14.175	14.750	16.000		13.775	72.600	(34)
	258	GARCIA Arkaitz		12.475		15.975	14.475	13.850	56.775	(65)
	259	GOMEZ Javier	14.625				14.500	13.975	43.100	(98)
		Total	43.300 (9)	40.275 (15)	43.800 (8)	47.600 (7)	<u>43.400</u> (11)	41.600 (10)	259.975	

Lausanne (SUI) 8 - 11 May 2008

TEAM RESULTS

Men's Seniors - Qualifications For Competitions 3 And 4

THU 8 MAY 2008 - 18:00







Rank	Bib	NOC Name							Total	Ind. Ran
11		HUN - Hungary								
	290	HETROVICS Marcell	14.150	14.200	14.450	16.400	14.675	13.775	87.650	(5)
	291	CZINGLI Laszlo	13.725		14.350	16.000			44.075	(94)
	292	SZALONTAI Istvan	14.075			15.750	13.375	13.775	56.975	(64)
	293	BERKI Krisztian		15.825					15.825	(144)
	294	HIDVEGI Vid		14.750	12.950		14.175	13.250	55.125	(68)
		Total	41.950 (15)	44.775 (2)	41.750 (14)	48.150 (2)	<u>42.225</u> (16)	40.800 (17)	259.650	
12		GRE - Greece								
	285	MARAS Vlasios	13.625	14.325		15.800		15.725	59.475	(51)
	286	TSOLAKIDIS Vasileios		13.050	13.700		15.700		42.450	(102)
	287	MARKOUSIS Dimitrios	14.900		14.225	15.500	14.300	14.125	73.050	(33)
	288	LYMPANOVNOS Christos		13.850	14.050		12.850		40.750	(112)
	289	DOULKERIDIS Michail	14.425			15.650		13.825	43.900	(95)
		Total	42.950 (12)	41.225 (11)	41.975 (13)	46.950 (10)	42.850 (12)	<u>43.675</u> (2)	259.625	
13		BUL - Bulgaria								
	230	JOVTCHEV Jordan	14.500		16.050	15.725	14.400		60.675	(48)
	231	YANEV Filip		12.100	13.225			14.150	39.475	(116)
	232	VOVK Yaroslav		13.175		15.300	14.325	12.800	55.600	(67)
	233	BATINKOV Aleksandar	14.300			15.425	14.050	14.300	58.075	(56)
	234	KUYUMDZHIEV Bogomil	14.125	11.450	13.875				39.450	(118)
		Total	42.925 (13)	36.725 (23)	43.150 (10)	46.450 (12)	42.775 (14)	<u>41.250</u> (13)	253.275	
14		NED - Netherlands								
	335	WAMMES Jeffrey	13.750	12.675	14.025	16.175	14.475	14.950	86.050	(8)
	336	ZONDERLAND Herre	13.550	12.775		14.625	13.900	13.950	68.800	(41)
	337	VAN GELDER Yuri			16.375				16.375	(141)
	338	VAN ASSCHE Anthony		12.900	13.675		13.625		40.200	(114)
	339	VAN MINDE Carlo	13.075			15.550		13.150	41.775	(108)
		Total	<u>40.375</u> (20)	38.350 (17)	44.075 (3)	46.350 (13)	42.000 (17)	42.050 (8)	253.200	
15		POL - Poland								
	345	BLANIK Leszek				16.275			16.275	(142)
	346	KULESZA Roman	14.025	12.925			15.125	15.000	57.075	(62)
	347	KIERZKOWSKI Adam		13.025	12.900		15.375	13.650	54.950	(70)
	348	LYSZCZARZ Marek	14.300		12.525	15.525			42.350	(105)
	349	MUCHORSKI Krzysztof	13.750	11.725	14.825	15.025	13.575	12.800	81.700	(12)
		Total	<u>42.075</u> (14)	37.675 (20)	40.250 (19)	46.825 (11)	44.075 (6)	41.450 (11)	252.350	

Lausanne (SUI) 8 - 11 May 2008

TEAM RESULTS

Men's Seniors - Qualifications For Competitions 3 And 4

THU 8 MAY 2008 - 18:00







Rank	Bib	NOC Name							Total	Ind. Ran
16		POR - Portugal								
	350	CAMPOS Manuel	15.200		14.300		14.050	13.450	57.000	(63)
	351	ALMEIDA Pedro	13.825	13.300		15.250	14.425	13.200	70.000	(39)
	352	JESUS Carlos	14.050	13.325		15.000			42.375	(104)
	353	ALMEIDA Simao			13.550	15.100	14.150		42.800	(100)
	354	GRACA Bernardo		14.150	12.850			12.875	39.875	(115)
		Total	43.075 (11)	<u>40.775</u> (13)	40.700 (17)	45.350 (17)	42.625 (15)	39.525 (24)	252.050	
17		ISR - Israel								
	305	SHATILOV Alexander	13.850	13.975		15.725	13.675		57.225	(60)
	306	GHOLUB Eduard	13.675	12.175	15.250	14.750	14.175	13.625	83.650	(9)
	307	ARONOVICH Felix	13.225	14.200	13.225		14.150	13.375	68.175	(42)
	308	SHAHAM Noam			13.050	14.650		11.750	39.450	(119)
		Total	40.750 (17)	40.350 (14)	<u>41.525</u> (16)	45.125 (18)	42.000 (17)	38.750 (25)	248.500	
18		FIN - Finland								
	260	AALTO Sami	14.250		14.225	15.625	13.900		58.000	(57)
	261	KOIVUNEN Riku		12.125			13.000	13.125	38.250	(121)
	262	TANSKANEN Jani	13.575	14.775		14.450		13.775	56.575	(66)
	263	KUUSELA Ilkka		11.300	12.550		13.775	13.975	51.600	(79)
	264	TUUHA Tomi	13.425		13.350	15.950			42.725	(101)
		Total	41.250 (16)	38.200 (18)	40.125 (21)	46.025 (15)	<u>40.675</u> (19)	40.875 (16)	247.150	
19		DEN - Denmark								
	250	VAMMEN Helge	13.725	12.525	12.725	15.575	14.050	13.875	82.475	(10)
	251	PURGE Florin	13.050	13.225	13.275	14.400	11.975	13.225	79.150	(20)
	252	LEE HANSEN Mathias			14.250				14.250	(152)
	253	MORTENSEN Stefan				14.925			14.925	(150)
	254	WINDFELD HELLSTEN A.	13.700	12.225			12.875	12.825	51.625	(78)
		Total	40.475 (19)	37.975 (19)	40.250 (19)	44.900 (19)	38.900 (24)	<u>39.925</u> (23)	242.425	
20		AUT - Austria								
	210	BALDAUF Marco		12.475	13.300		14.300	14.925	55.000	(69)
	211	LEIDLMAIR Alexander			13.000				13.000	(159)
	212	KRANZLMUELLER Lukas	12.375	11.200		14.700	13.450		51.725	(76)
	213	WUESTNER Lukas	13.375			14.500		13.100	40.975	(111)
	214	RAUSCHER Mario	13.875	12.300	12.925	14.775	12.550	13.075	79.500	(19)
		Total	<u>39.625</u> (24)	35.975 (24)	39.225 (22)	43.975 (25)	40.300 (20)	41.100 (15)	240.200	

Lausanne (SUI) 8 - 11 May 2008

TEAM RESULTS

Men's Seniors - Qualifications For Competitions 3 And 4

THU 8 MAY 2008 - 18:00







Rank	Bib	NOC Name							Total	Ind. Ran
21	CZE - Czech Republic									
	245	BOLTNAR Michal	14.025	12.600	13.100	14.675	12.750	13.275	80.425	(17)
	246	NOVAK Petr		10.850			12.975	13.050	36.875	(122)
	247	PANSKY Jindrich	13.350			15.250			28.600	(135)
	248	SMEJKAL Petr	12.450	12.200	13.475	14.400	13.600	13.750	79.875	(18)
	249	NOVOTNY Vladimir			13.950				13.950	(156)
	Total		39.825 (23)	35.650 (25)	40.525 (18)	44.325 (22)	39.325 (22)	40.075 (22)	239.725	
22	CRO - Croatia									
	235	UDE Filip	14.825	15.100					29.925	(129)
	236	SELIGMAN Robert		15.725					15.725	(145)
	237	BREZ Marko	13.050	13.525	13.100	14.450	12.800	13.675	80.600	(15)
	238	MOZNIK Darijo	12.625		10.725	13.875	12.350	11.100	60.675	(47)
	239	MOZNIK Marijo			11.500	14.725	12.375	13.075	51.675	(77)
	Total		40.500 (18)	44.350 (3)	35.325 (28)	43.050 (27)	37.525 (28)	37.850 (27)	238.600	
23	SWE - Sweden									
	385	SLANVALL Bjorn		12.225	12.425		12.375	13.725	50.750	(82)
	386	BOSTROM Jimmy	14.075	11.750		14.900	13.200		53.925	(71)
	387	FOO George		12.850	12.400		13.675		38.925	(120)
	388	HAGELIN Patrik	11.475		13.550	14.700		13.125	52.850	(73)
	389	TEHLER Elof	13.475			14.775		13.525	41.775	(109)
	Total		39.025 (26)	36.825 (22)	38.375 (24)	44.375 (21)	39.250 (23)	40.375 (19)	238.225	
24	NOR - Norway									
	340	JANSEN Espen	13.750	11.675	13.000	13.775	13.800	11.950	77.950	(24)
	341	HANCHE OLSEN Joachim		11.600	13.000		13.525	13.475	51.600	(80)
	342	SAMUELSEN Tore	13.075		12.900	15.250			41.225	(110)
	343	FJELD Lars Jorgen						13.025	13.025	(158)
	344	LARSEN Daniel	13.150	11.900		15.150	12.050		52.250	(75)
	Total		39.975 (22)	35.175 (26)	38.900 (23)	44.175 (24)	39.375 (21)	38.450 (26)	236.050	
25	CYP - Cyprus									
	240	GEORGALLAS Irodotos			15.225	15.750			30.975	(127)
	241	ARISTOTELOUS C.	14.075	11.850	11.975	14.325	12.975	10.350	75.550	(29)
	242	ARISTOTELOUS P.	12.775	13.100		14.675	12.550	12.275	65.375	(43)
	243	SPANOS Georgios			14.475		12.575		27.050	(138)
	244	SHIPPI Panayiotis	12.225	12.275				9.550	34.050	(124)
	Total		39.075 (25)	37.225 (21)	41.675 (15)	44.750 (20)	38.100 (26)	32.175 (28)	232.200	

Lausanne (SUI) 8 - 11 May 2008

TEAM RESULTS

Men's Seniors - Qualifications For Competitions 3 And 4

THU 8 MAY 2008 - 18:00

Rank	Bib	NOC Name							Total	Ind. Ran
26		SLO - Slovenia								
	370	PEGAN Aljaz						15.600	15.600	(146)
	371	PETKOVSEK Mitja			12.850		15.925		28.775	(134)
	372	DIMIC Alen	12.825	13.150	12.150	15.450	12.525	14.425	80.525	(16)
	373	BERTONCELJ Saso	11.950	14.800		13.775			40.525	(113)
	374	RUTAR Klemen	13.725	12.150	13.350	0.000	14.350	11.325	64.900	(44)
		Total	38.500 (27)	40.100 (16)	38.350 (25)	29.225 (29)	42.800 (13)	<u>41.350</u> (12)	230.325	
27		SRB - Serbia								
	365	NIKOLIC Dimitrije	12.550			14.600	11.900	13.475	52.525	(74)
	366	ATANASOVSKI Zarko		12.300			13.400	13.775	39.475	(117)
	367	VELJIKOVIC Marko	11.375		10.250	14.450			36.075	(123)
	368	PAUNOVIC Milos	12.175	11.150	13.350	14.625	13.300	13.100	77.700	(25)
	369	MESTER Robert		10.875	12.425				23.300	(140)
		Total	36.100 (28)	34.325 (27)	<u>36.025</u> (27)	43.675 (26)	38.600 (25)	40.350 (20)	229.075	
28		TUR - Turkey								
	390	SAMILOGLU Umit				15.350		15.725	31.075	(126)
	391	BULUT Ibrahim	13.975	9.975	12.300	14.425	13.125	12.350	76.150	(26)
	392	SAFAK Ersin	13.075	11.675	12.500		11.425		48.675	(83)
	393	YILDIZ Fatih	13.325	2.750	12.775	14.550	13.100	12.700	69.200	(40)
		Total	40.375 (20)	<u>24.400</u> (28)	37.575 (26)	44.325 (22)	37.650 (27)	40.775 (18)	225.100	
29		LAT - Latvia								
	315	SAPRONENKO Evgeni				15.950			15.950	(143)
	316	TREFILOVS Dimitri		13.475					13.475	(157)
	317	ZORINS Evgeni					13.300	12.375	25.675	(139)
	318	ARSHUNS Vitali	13.450	10.700	12.725	14.975	13.600	13.025	78.475	(21)
		Total	13.450 (29)	<u>24.175</u> (29)	12.725 (29)	30.925 (28)	26.900 (29)	25.400 (29)	133.575	

PEN 0.8 FOR TEAM OF CYP

Note:
Underlined totals indicate starting apparatus.
Italics indicate the low (non-counting) score.

Legend:

Ind. Individual Q Qualified for Team Final

 Floor  Pommel Horse  Rings  Vault  Parallel Bars  Horizontal Bar

Lausanne (SUI) 8 - 11 May 2008

RESULTS

Men's Seniors - Qualifications For Competitions 3 And 4

THU 8 MAY 2008 - 18:00



Rank	Bib	Name	NOC Code	A Score	B Score	Pen	Total
1	364	GOLOTSUTSKOV Anton	RUS	6.400	9.150		15.550 Q
2	280	HAMBUECHEN Fabian	GER	6.500	9.025		15.525 Q
3	357	SELARIU Dorin Razvan	ROU	6.400	9.000		15.400 Q
4	273	THOMAS Kristian	GBR	6.100	9.125		15.225 Q
5	226	SAVITSKI Dzmityr	BLR	6.200	9.025		15.225 Q
6	350	CAMPOS Manuel	POR	6.000	9.200		15.200 Q
7	314	POZZO Enrico	ITA	5.900	9.225		15.125 Q
8	361	DEVIATOVSKI Maxim	RUS	6.000	9.050		15.050 Q
9	283	NGUYEN Marcel	GER	6.300	8.725		15.025 R
10	355	POPESCU Ilie Daniel	ROU	5.900	9.025		14.925 R
11	266	DA SILVA Gaël	FRA	6.400	8.900	0.4	14.900 R
12	287	MARKOUSIS Dimitrios	GRE	6.400	8.600	0.1	14.900
13	375	BOESCHENSTEIN N.	SUI	6.000	8.825		14.825
14	235	UDE Filip	CRO	6.400	8.825	0.4	14.825
15	380	PIASECKY Samuel	SVK	5.900	8.875		14.775
16	255	BOTELLA PEREZ Isaac	ESP	6.300	8.575	0.1	14.775
17	379	MANNHART Dennis	SUI	5.700	9.025		14.725
18	398	KUKSENKOV M.	UKR	6.100	8.725	0.1	14.725
19	376	CAPELLI Claudio	SUI	6.200	8.500		14.700
20	275	GIORGADZE Ilia	GEO	6.000	8.675		14.675
21	259	GOMEZ Javier	ESP	6.000	8.625		14.625
22	282	BOY Philipp	GER	6.100	8.525		14.625
23	274	FOLWELL Luke	GBR	5.600	9.075	0.1	14.575
24	230	JOVTCHEV Jordan	BUL	5.600	8.900		14.500
25	399	SUPRUN Oleksandr	UKR	6.100	8.400		14.500
26	268	KARBANENKO Dimitri	FRA	5.700	8.825	0.1	14.425
27	289	DOULKERIDIS Michail	GRE	6.000	8.425		14.425
28	227	KASPIAROVICH Dimitri	BLR	6.000	8.450	0.1	14.350
29	270	SMITH Louis	GBR	5.300	9.000		14.300
30	310	ANGIOLETTI Matteo	ITA	5.700	8.700	0.1	14.300
31	233	BATINKOV Aleksandar	BUL	5.800	8.600	0.1	14.300
32	348	LYSZCZARZ Marek	POL	5.800	8.500		14.300
33	260	AALTO Sami	FIN	5.400	8.850		14.250
34	313	MORANDI Matteo	ITA	5.400	8.850		14.250
35	290	HETROVICS Marcell	HUN	5.600	8.550		14.150
36	234	KUYUMDZHIEV Bogomil	BUL	5.200	8.925		14.125
37	269	RODRIGUES Danny	FRA	5.800	8.300		14.100
38	241	ARISTOTELOUS C.	CYP	5.900	8.175		14.075
39	386	BOSTROM Jimmy	SWE	5.400	8.675		14.075
40	292	SZALONTAI Istvan	HUN	5.900	8.175		14.075
41	325	PALGEN Sascha	LUX	6.000	8.075		14.075
42	352	JESUS Carlos	POR	5.400	8.650		14.050
43	346	KULESZA Roman	POL	5.100	8.925		14.025

Lausanne (SUI) 8 - 11 May 2008

RESULTS

Men's Seniors - Qualifications For Competitions 3 And 4

THU 8 MAY 2008 - 18:00



Rank	Bib	Name	NOC Code	A Score	B Score	Pen	Total
44	245	BOLTNAR Michal	CZE	5.500	8.625	0.1	14.025
45	360	KHOROKHORDIN Sergei	RUS	5.900	8.125		14.025
46	225	SAVENKOV Denis	BLR	6.000	8.025		14.025
47	300	KRISTMANSSON Viktor	ISL	4.900	9.075		13.975
48	320	IZMODENOV Jevgenij	LTU	5.100	8.875		13.975
49	391	BULUT Ibrahim	TUR	5.200	8.775		13.975
50	397	ZOZULYA Roman	UKR	5.400	8.550		13.950
51	257	MUNOZ Sergio	ESP	5.900	8.500	0.5	13.900
52	356	KOCZI Flavius	ROU	5.900	8.100	0.1	13.900
53	214	RAUSCHER Mario	AUT	5.100	8.775		13.875
54	305	SHATILOV Alexander	ISR	5.800	8.150	0.1	13.850
55	351	ALMEIDA Pedro	POR	5.700	8.225	0.1	13.825
56	349	MUCHORSKI Krzysztof	POL	5.100	8.650		13.750
57	340	JANSEN Espen	NOR	5.200	8.550		13.750
58	335	WAMMES Jeffrey	NED	6.400	8.050	0.7	13.750
59	291	CZINGLI Laszlo	HUN	5.100	8.725	0.1	13.725
60	250	VAMMEN Helge	DEN	5.000	8.725		13.725
61	374	RUTAR Klemen	SLO	5.300	8.425		13.725
62	254	WINDFELD HELLSTEN A.	DEN	5.200	8.600	0.1	13.700
63	306	GHOLUB Eduard	ISR	5.000	8.775	0.1	13.675
64	285	MARAS Vlasios	GRE	4.800	8.825		13.625
65	262	TANSKANEN Jani	FIN	4.700	9.075	0.2	13.575
66	276	NOZADZE Paata	GEO	5.100	8.450		13.550
67	336	ZONDERLAND Herre	NED	5.200	8.350		13.550
68	389	TEHLER Elof	SWE	4.900	8.675	0.1	13.475
69	318	ARSHUNS Vitali	LAT	5.000	8.550	0.1	13.450
70	264	TUUHA Tomi	FIN	5.000	8.425		13.425
71	213	WUESTNER Lukas	AUT	4.800	8.575		13.375
72	247	PANSKY Jindrich	CZE	5.600	8.150	0.4	13.350
73	393	YILDIZ Fatih	TUR	4.900	8.525	0.1	13.325
74	307	ARONOVICH Felix	ISR	5.300	7.925		13.225
75	344	LARSEN Daniel	NOR	4.600	8.550		13.150
76	392	SAFAK Ersin	TUR	4.600	8.475		13.075
77	339	VAN MINDE Carlo	NED	5.600	8.075	0.6	13.075
78	342	SAMUELSEN Tore	NOR	5.000	8.075		13.075
79	237	BREZ Marko	CRO	5.000	8.450	0.4	13.050
80	251	PURGE Florin	DEN	4.700	8.350		13.050
81	372	DIMIC Alen	SLO	5.300	7.625	0.1	12.825
82	242	ARISTOTELOUS P.	CYP	5.300	7.675	0.2	12.775
83	295	CARSON Luke	IRL	4.700	7.950		12.650
84	238	MOZNIK Darijo	CRO	3.900	8.725		12.625
85	365	NIKOLIC Dimitrije	SRB	5.000	7.750	0.2	12.550
86	248	SMEJKAL Petr	CZE	4.500	7.950		12.450

Lausanne (SUI) 8 - 11 May 2008

RESULTS

Men's Seniors - Qualifications For Competitions 3 And 4

THU 8 MAY 2008 - 18:00



Rank	Bib	Name	NOC Code	A Score	B Score	Pen	Total
87	212	KRANZLMUELLER Lukas	AUT	4.700	8.075	0.4	12.375
88	244	SHIPPI Panayiotis	CYP	4.200	8.025		12.225
89	302	JOCHUMSSON Ingvar	ISL	4.300	7.900		12.200
90	368	PAUNOVIC Milos	SRB	4.700	8.275	0.8	12.175
91	321	BUTAUTAS Tadas	LTU	4.300	7.850		12.150
92	373	BERTONCELJ Saso	SLO	4.100	7.850		11.950
93	200	HASA Alon	ALB	4.600	6.900		11.500
94	388	HAGELIN Patrik	SWE	4.600	7.075	0.2	11.475
95	367	VELJIKOVIC Marko	SRB	4.800	6.675	0.1	11.375
96	330	SHKURATKOV V.	MDA	1.900	0.425	0.4	1.925

Legend:

Q Qualified for Floor final

R Reserve for Floor final



Floor

Lausanne (SUI) 8 - 11 May 2008

RESULTS

Men's Seniors - Qualifications For Competitions 3 And 4

THU 8 MAY 2008 - 18:00



Rank	Bib	Name	NOC Code	A Score	B Score	Pen	Total
1	363	KRYUKOV Nikolai	RUS	6.400	9.425		15.825 Q
2	293	BERKI Krisztian	HUN	6.500	9.325		15.825 Q
3	236	SELIGMAN Robert	CRO	6.300	9.425		15.725 Q
4	356	KOCZI Flavius	ROU	6.400	9.225		15.625 Q
5	221	TRUYENS Donna-Donny	BEL	6.500	8.975		15.475 Q
6	235	UDE Filip	CRO	5.900	9.200		15.100 Q
7	205	MERDINYAN Harutyum	ARM	6.000	8.925		14.925 Q
8	226	SAVITSKI Dzmitry	BLR	5.700	9.200		14.900 Q
9	281	JUCKEL Robert	GER	5.800	9.100		14.900 R
10	395	GONCHAROV Valeriy	UKR	5.800	9.075		14.875 R
11	373	BERTONCELJ Saso	SLO	6.100	8.700		14.800 R
12	206	VAHAG Stepanyan	ARM	5.700	9.075		14.775
13	361	DEVIATOVSKI Maxim	RUS	5.700	9.075		14.775
14	262	TANSKANEN Jani	FIN	5.700	9.075		14.775
15	294	HIDVEGI Vid	HUN	6.300	8.450		14.750
16	228	TSAREVICH Aliaksandr	BLR	6.100	8.600		14.700
17	362	RYAZANOV Yury	RUS	5.900	8.775		14.675
18	271	BREWER Ross	GBR	6.100	8.525		14.625
19	398	KUKSENKOV M.	UKR	5.500	9.075		14.575
20	399	SUPRUN Oleksandr	UKR	5.500	9.075		14.575
21	355	POPESCU Ilie Daniel	ROU	6.200	8.375		14.575
22	314	POZZO Enrico	ITA	5.500	9.025		14.525
23	282	BOY Philipp	GER	5.700	8.825		14.525
24	311	BUSNARI Alberto	ITA	5.900	8.600		14.500
25	270	SMITH Louis	GBR	6.100	8.375		14.475
26	377	RAMSEIER Mark	SUI	6.100	8.350		14.450
27	220	VAN DAMME Koen	BEL	6.000	8.400		14.400
28	285	MARAS Vlasios	GRE	5.300	9.025		14.325
29	379	MANNHART Dennis	SUI	5.400	8.875		14.275
30	307	ARONOVICH Felix	ISR	5.400	8.800		14.200
31	290	HETROVICS Marcell	HUN	5.700	8.500		14.200
32	267	CUCHERAT Yann	FRA	5.300	8.875		14.175
33	257	MUNOZ Sergio	ESP	5.700	8.475		14.175
34	354	GRACA Bernardo	POR	5.500	8.650		14.150
35	274	FOLWELL Luke	GBR	5.200	8.925		14.125
36	381	BENKO Alexander	SVK	5.800	8.325		14.125
37	269	RODRIGUES Danny	FRA	5.300	8.800		14.100
38	358	MALITA Cosmin	ROU	6.100	8.000		14.100
39	312	CASSINA Igor	ITA	5.000	9.050		14.050
40	305	SHATILOV Alexander	ISR	5.300	8.675		13.975
41	288	LYMPANOVNOS Christos	GRE	5.300	8.550		13.850
42	225	SAVENKOV Denis	BLR	4.900	8.925		13.825
43	256	CARBALLO Manuel	ESP	5.400	8.225		13.625

Lausanne (SUI) 8 - 11 May 2008

RESULTS

Men's Seniors - Qualifications For Competitions 3 And 4

THU 8 MAY 2008 - 18:00



Rank	Bib	Name	NOC Code	A Score	B Score	Pen	Total
44	300	KRISTMANSSON Viktor	ISL	5.200	8.375		13.575
45	376	CAPELLI Claudio	SUI	5.400	8.175		13.575
46	237	BREZ Marko	CRO	4.800	8.725		13.525
47	316	TREFILOVS Dimitri	LAT	6.100	7.375		13.475
48	352	JESUS Carlos	POR	5.400	7.925		13.325
49	351	ALMEIDA Pedro	POR	5.000	8.300		13.300
50	251	PURGE Florin	DEN	5.200	8.025		13.225
51	232	VOVK Yaroslav	BUL	4.500	8.675		13.175
52	372	DIMIC Alen	SLO	5.400	7.750		13.150
53	242	ARISTOTELOUS P.	CYP	4.500	8.600		13.100
54	286	TSOLAKIDIS Vasileios	GRE	4.900	8.150		13.050
55	347	KIERZKOWSKI Adam	POL	4.400	8.625		13.025
56	276	NOZADZE Paata	GEO	4.200	8.725		12.925
57	346	KULEZA Roman	POL	5.100	7.825		12.925
58	338	VAN ASSCHE Anthony	NED	4.600	8.300		12.900
59	387	FOO George	SWE	5.600	7.250		12.850
60	336	ZONDERLAND Herre	NED	4.600	8.175		12.775
61	295	CARSON Luke	IRL	4.700	8.000		12.700
62	335	WAMMES Jeffrey	NED	4.800	7.875		12.675
63	245	BOLTAR Michal	CZE	4.900	7.700		12.600
64	265	WIGNANITZ Raphaël	FRA	4.900	7.700		12.600
65	284	WEBER Robert	GER	5.500	7.100		12.600
66	250	VAMMEN Helge	DEN	4.600	7.925		12.525
67	258	GARCIA Arkaitz	ESP	4.300	8.175		12.475
68	210	BALDAUF Marco	AUT	4.700	7.775		12.475
69	320	IZMODENOV Jevgenij	LTU	4.600	7.850		12.450
70	366	ATANASOVSKI Zarko	SRB	4.200	8.100		12.300
71	214	RAUSCHER Mario	AUT	4.500	7.800		12.300
72	244	SHIPPI Panayiotis	CYP	5.000	7.275		12.275
73	254	WINDFELD HELLSTEN A.	DEN	4.100	8.125		12.225
74	385	SLANVALL Bjorn	SWE	4.900	7.325		12.225
75	248	SMEJKAL Petr	CZE	4.400	7.800		12.200
76	306	GHOLUB Eduard	ISR	4.100	8.075		12.175
77	374	RUTAR Klemen	SLO	4.800	7.350		12.150
78	261	KOIVUNEN Riku	FIN	5.500	6.625		12.125
79	231	YANEV Filip	BUL	4.500	7.600		12.100
80	330	SHKURATKOV V.	MDA	4.600	7.500		12.100
81	321	BUTAUTAS Tadas	LTU	4.500	7.550		12.050
82	200	HASA Alon	ALB	4.000	8.025		12.025
83	325	PALGEN Sascha	LUX	5.100	6.875		11.975
84	344	LARSEN Daniel	NOR	4.400	7.500		11.900
85	241	ARISTOTELOUS C.	CYP	4.000	7.850		11.850
86	386	BOSTROM Jimmy	SWE	4.700	7.050		11.750

Lausanne (SUI) 8 - 11 May 2008

RESULTS

Men's Seniors - Qualifications For Competitions 3 And 4

THU 8 MAY 2008 - 18:00



Rank	Bib	Name	NOC Code	A Score	B Score	Pen	Total
87	349	MUCHORSKI Krzysztof	POL	3.600	8.125		11.725
88	392	SAFAK Ersin	TUR	4.600	7.075		11.675
89	340	JANSEN Espen	NOR	4.800	6.875		11.675
90	341	HANCHE OLSEN Joachim	NOR	4.400	7.200		11.600
91	234	KUYUMDZHIEV Bogomil	BUL	4.100	7.350		11.450
92	263	KUUSELA Ilkka	FIN	4.200	7.100		11.300
93	212	KRANZLMUELLER Lukas	AUT	3.400	7.800		11.200
94	368	PAUNOVIC Milos	SRB	3.500	7.650		11.150
95	302	JOCHUMSSON Ingvar	ISL	3.400	7.550		10.950
96	369	MESTER Robert	SRB	3.600	7.275		10.875
97	246	NOVAK Petr	CZE	3.400	7.450		10.850
98	318	ARSHUNS Vitali	LAT	4.500	6.200		10.700
99	391	BULUT Ibrahim	TUR	3.700	6.275		9.975
100	393	YILDIZ Fatih	TUR	2.000	0.750		2.750

Legend:

Q Qualified for Pommel Horse final

R Reserve for Pommel Horse final



Pommel Horse

Lausanne (SUI) 8 - 11 May 2008

RESULTS

Men's Seniors - Qualifications For Competitions 3 And 4

THU 8 MAY 2008 - 18:00



Rank	Bib	Name	NOC Code	A Score	B Score	Pen	Total
1	337	VAN GELDER Yuri	NED	7.300	9.075		16.375 Q
2	230	JOVTCHEV Jordan	BUL	7.100	8.950		16.050 Q
3	269	RODRIGUES Danny	FRA	7.100	8.800		15.900 Q
4	362	RYAZANOV Yury	RUS	6.400	9.050		15.450 Q
5	396	VOROBYOV Olexander	UKR	6.600	8.750		15.350 Q
6	361	DEVIATOVSKI Maxim	RUS	6.300	8.950		15.250 Q
7	306	GHOLUB Eduard	ISR	6.700	8.550		15.250 Q
8	240	GEORGALLAS Irodotos	CYP	7.100	8.125		15.225 Q
9	313	MORANDI Matteo	ITA	6.300	8.775		15.075 R
10	310	ANGIOLETTI Matteo	ITA	6.300	8.775		15.075 R
11	360	KHORKHORDIN Sergei	RUS	6.300	8.700		15.000
12	226	SAVITSKI Dzmitry	BLR	6.300	8.675		14.975 R
13	227	KASPIAROVICH Dimitri	BLR	6.500	8.475		14.975
14	377	RAMSEIER Mark	SUI	6.400	8.550		14.950
15	281	JUCKEL Robert	GER	6.200	8.650		14.850
16	349	MUCHORSKI Krzysztof	POL	6.100	8.725		14.825
17	375	BOESCHENSTEIN N.	SUI	6.100	8.725		14.825
18	257	MUNOZ Sergio	ESP	6.200	8.550		14.750
19	280	HAMBUECHEN Fabian	GER	5.900	8.800		14.700
20	255	BOTELLA PEREZ Isaac	ESP	6.100	8.600		14.700
21	359	STANESCU G.	ROU	6.300	8.350		14.650
22	266	DA SILVA Gaël	FRA	6.100	8.500		14.600
23	243	SPANOS Georgios	CYP	6.700	7.775		14.475
24	290	HETROVICS Marcell	HUN	6.200	8.250		14.450
25	397	ZOZULYA Roman	UKR	5.700	8.725		14.425
26	356	KOCZI Flavius	ROU	6.100	8.275		14.375
27	291	CZINGLI Laszlo	HUN	5.800	8.550		14.350
28	256	CARBALLO Manuel	ESP	6.300	8.050		14.350
29	220	VAN DAMME Koen	BEL	6.300	8.025		14.325
30	350	CAMPOS Manuel	POR	5.600	8.700		14.300
31	274	FOLWELL Luke	GBR	6.000	8.300		14.300
32	284	WEBER Robert	GER	5.700	8.575		14.275
33	398	KUKSENKOV M.	UKR	5.500	8.750		14.250
34	252	LEE HANSEN Mathias	DEN	5.900	8.350		14.250
35	287	MARKOUSIS Dimitrios	GRE	5.300	8.925		14.225
36	260	AALTO Sami	FIN	5.400	8.825		14.225
37	271	BREWER Ross	GBR	5.700	8.500		14.200
38	325	PALGEN Sascha	LUX	5.700	8.450		14.150
39	229	YERMAKOV Uladzimir	BLR	5.700	8.425		14.125
40	355	POPESCU Ilie Daniel	ROU	6.400	7.675		14.075
41	288	LYMPANOVNOS Christos	GRE	5.600	8.450		14.050
42	335	WAMMES Jeffrey	NED	5.500	8.525		14.025
43	249	NOVOTNY Vladimir	CZE	5.500	8.450		13.950

Lausanne (SUI) 8 - 11 May 2008

RESULTS

Men's Seniors - Qualifications For Competitions 3 And 4

THU 8 MAY 2008 - 18:00



Rank	Bib	Name	NOC Code	A Score	B Score	Pen	Total
44	276	NOZADZE Paata	GEO	5.200	8.700		13.900
45	234	KUYUMDZHIEV Bogomil	BUL	5.700	8.175		13.875
46	286	TSOLAKIDIS Vasileios	GRE	5.400	8.300		13.700
47	314	POZZO Enrico	ITA	5.500	8.200		13.700
48	338	VAN ASSCHE Anthony	NED	5.200	8.475		13.675
49	273	THOMAS Kristian	GBR	5.400	8.275		13.675
50	265	WIGNANITZ Raphaël	FRA	5.000	8.625		13.625
51	388	HAGELIN Patrik	SWE	4.900	8.650		13.550
52	353	ALMEIDA Simao	POR	5.100	8.450		13.550
53	248	SMEJKAL Petr	CZE	5.000	8.475		13.475
54	376	CAPELLI Claudio	SUI	4.800	8.600		13.400
55	374	RUTAR Klemen	SLO	5.000	8.350		13.350
56	264	TUUHA Tomi	FIN	5.000	8.350		13.350
57	368	PAUNOVIC Milos	SRB	5.100	8.250		13.350
58	210	BALDAUF Marco	AUT	5.300	8.000		13.300
59	251	PURGE Florin	DEN	5.200	8.075		13.275
60	320	IZMODENOV Jevgenij	LTU	4.600	8.625		13.225
61	231	YANEV Filip	BUL	5.000	8.225		13.225
62	200	HASA Alon	ALB	5.000	8.225		13.225
63	307	ARONOVICH Felix	ISR	5.100	8.125		13.225
64	237	BREZ Marko	CRO	4.900	8.200		13.100
65	245	BOLTAR Michal	CZE	4.900	8.200		13.100
66	308	SHAHAM Noam	ISR	5.500	7.550		13.050
67	341	HANCHE OLSEN Joachim	NOR	4.600	8.400		13.000
68	340	JANSEN Espen	NOR	4.700	8.300		13.000
69	211	LEIDLMAIR Alexander	AUT	4.800	8.200		13.000
70	300	KRISTMANSSON Viktor	ISL	4.500	8.450		12.950
71	294	HIDVEGI Vid	HUN	4.700	8.250		12.950
72	214	RAUSCHER Mario	AUT	4.700	8.225		12.925
73	347	KIERZKOWSKI Adam	POL	5.000	7.900		12.900
74	342	SAMUELSEN Tore	NOR	5.100	7.800		12.900
75	354	GRACA Bernardo	POR	4.800	8.050		12.850
76	371	PETKOVSEK Mitja	SLO	4.800	8.050		12.850
77	393	YILDIZ Fatih	TUR	4.400	8.375		12.775
78	330	SHKURATKOV V.	MDA	5.200	7.550		12.750
79	250	VAMMEN Helge	DEN	4.200	8.525		12.725
80	318	ARSHUNS Vitali	LAT	4.800	7.925		12.725
81	263	KUUSELA Ilkka	FIN	4.400	8.150		12.550
82	348	LYSZCZARZ Marek	POL	4.500	8.025		12.525
83	392	SAFAK Ersin	TUR	4.400	8.100		12.500
84	369	MESTER Robert	SRB	4.400	8.025		12.425
85	385	SLANVALL Bjorn	SWE	5.300	7.125		12.425
86	387	FOO George	SWE	4.400	8.000		12.400

Lausanne (SUI) 8 - 11 May 2008

RESULTS

Men's Seniors - Qualifications For Competitions 3 And 4

THU 8 MAY 2008 - 18:00



Rank	Bib	Name	NOC Code	A Score	B Score	Pen	Total
87	215	ASLANOV Sabuhi	AZE	4.200	8.100		12.300
88	391	BULUT Ibrahim	TUR	4.500	7.800		12.300
89	372	DIMIC Alen	SLO	4.700	7.450		12.150
90	241	ARISTOTELOUS C.	CYP	4.700	7.275		11.975
91	295	CARSON Luke	IRL	3.500	8.025		11.525
92	239	MOZNIK Marijo	CRO	3.200	8.300		11.500
93	321	BUTAUTAS Tadas	LTU	3.600	7.150		10.750
94	238	MOZNIK Darijo	CRO	2.400	8.325		10.725
95	302	JOCHUMSSON Ingvar	ISL	3.700	6.850		10.550
96	367	VELJIKOVIC Marko	SRB	3.400	6.850		10.250

Legend:

Q Qualified for Rings final

R Reserve for Rings final



Rings

Lausanne (SUI) 8 - 11 May 2008

RESULTS

Men's Seniors - Qualifications For Competitions 3 And 4

THU 8 MAY 2008 - 18:00

I

Rank	Bib	Name	NOC Code	A Score	B Score	Pen	Total
1	364	GOLOTSUTSKOV Anton	RUS	7.000	9.550		16.550
2	355	POPESCU Ilie Daniel	ROU	7.000	9.450		16.450
3	290	HETROVICS Marcell	HUN	7.000	9.400		16.400
4	345	BLANIK Leszek	POL	7.000	9.275		16.275
5	335	WAMMES Jeffrey	NED	6.600	9.575		16.175
6	280	HAMBUECHEN Fabian	GER	6.600	9.550		16.150
7	357	SELARIU Dorin Razvan	ROU	6.600	9.550		16.150
8	227	KASPIAROVICH Dimitri	BLR	7.000	9.150		16.150
9	268	KARBANENKO Dimitri	FRA	6.600	9.500		16.100
10	397	ZOZULYA Roman	UKR	6.600	9.425		16.025
11	376	CAPELLI Claudio	SUI	6.600	9.400		16.000
12	291	CZINGLI Laszlo	HUN	6.600	9.400		16.000
13	257	MUNOZ Sergio	ESP	6.600	9.400		16.000
14	356	KOCZI Flavius	ROU	7.000	9.000		16.000
15	258	GARCIA Arkaitz	ESP	6.600	9.375		15.975
16	264	TUUHA Tomi	FIN	6.600	9.450		15.950
17	315	SAPRONENKO Evgeni	LAT	6.600	9.350		15.950
18	226	SAVITSKI Dzmitry	BLR	6.600	9.325		15.925
19	265	WIGNANITZ Raphaël	FRA	7.000	8.925		15.925
20	363	KRYUKOV Nikolai	RUS	6.600	9.300		15.900
21	283	NGUYEN Marcel	GER	6.600	9.375	0.1	15.875
22	281	JUCKEL Robert	GER	6.600	9.325	0.1	15.825
23	399	SUPRUN Oleksandr	UKR	6.600	9.225		15.825
24	285	MARAS Vlasios	GRE	6.600	9.300		15.800
25	292	SZALONTAI Istvan	HUN	6.600	9.150		15.750
26	240	GEORGALLAS Irodotos	CYP	6.600	9.150		15.750
27	225	SAVENKOV Denis	BLR	6.200	9.525		15.725
27	305	SHATILOV Alexander	ISR	6.200	9.525		15.725
29	230	JOVTCHEV Jordan	BUL	6.200	9.525		15.725
30	377	RAMSEIER Mark	SUI	6.600	9.075		15.675
31	289	DOULKERIDIS Michail	GRE	6.200	9.450		15.650
32	375	BOESCHENSTEIN N.	SUI	6.600	9.050		15.650
33	260	AALTO Sami	FIN	6.200	9.425		15.625
33	314	POZZO Enrico	ITA	6.200	9.425		15.625
35	274	FOLWELL Luke	GBR	6.200	9.425		15.625
36	255	BOTELLA PEREZ Isaac	ESP	6.600	9.125		15.625
37	266	DA SILVA Gaël	FRA	6.600	9.000		15.600
38	250	VAMMEN Helge	DEN	6.200	9.375		15.575
39	398	KUKSENKOV M.	UKR	6.200	9.375		15.575
40	339	VAN MINDE Carlo	NED	6.200	9.350		15.550
41	348	LYSZCZARZ Marek	POL	6.200	9.325		15.525
42	287	MARKOUSIS Dimitrios	GRE	6.200	9.400		15.500
43	270	SMITH Louis	GBR	6.200	9.275		15.475

Lausanne (SUI) 8 - 11 May 2008

RESULTS

Men's Seniors - Qualifications For Competitions 3 And 4

THU 8 MAY 2008 - 18:00



Rank	Bib	Name	NOC Code	A Score	B Score	Pen	Total
44	372	DIMIC Alen	SLO	6.200	9.250		15.450
45	233	BATINKOV Aleksandar	BUL	6.200	9.325	0.1	15.425
46	325	PALGEN Sascha	LUX	6.200	9.275	0.1	15.375
47	361	DEVIATOVSKI Maxim	RUS	6.600	8.775		15.375
48	390	SAMILOGLU Umit	TUR	6.200	9.250	0.1	15.350
49	232	VOVK Yaroslav	BUL	6.600	8.700		15.300
50	351	ALMEIDA Pedro	POR	5.800	9.450		15.250
51	247	PANSKY Jindrich	CZE	6.200	9.150	0.1	15.250
52	342	SAMUELSEN Tore	NOR	6.600	8.750	0.1	15.250
53	273	THOMAS Kristian	GBR	6.600	8.650		15.250
54	344	LARSEN Daniel	NOR	5.800	9.350		15.150
55	313	MORANDI Matteo	ITA	6.600	8.650	0.1	15.150
56	200	HASA Alon	ALB	6.200	8.925		15.125
57	353	ALMEIDA Simao	POR	5.800	9.400	0.1	15.100
58	310	ANGIOLETTI Matteo	ITA	6.600	8.475		15.075
59	349	MUCHORSKI Krzysztof	POL	6.600	8.425		15.025
60	352	JESUS Carlos	POR	5.800	9.300	0.1	15.000
61	318	ARSHUNS Vitali	LAT	6.200	8.875	0.1	14.975
62	253	MORTENSEN Stefan	DEN	6.200	8.825		14.925
63	386	BOSTROM Jimmy	SWE	6.200	8.800	0.1	14.900
64	389	TEHLER Elof	SWE	5.400	9.475	0.1	14.775
65	215	ASLANOV Sabuhi	AZE	5.400	9.375		14.775
66	214	RAUSCHER Mario	AUT	5.400	9.375		14.775
67	306	GHOLUB Eduard	ISR	5.400	9.350		14.750
68	239	MOZNIK Marijo	CRO	5.400	9.325		14.725
69	212	KRANZLMUELLER Lukas	AUT	5.400	9.300		14.700
70	388	HAGELIN Patrik	SWE	5.400	9.300		14.700
71	300	KRISTMANSSON Viktor	ISL	5.400	9.300		14.700
72	242	ARISTOTELOUS P.	CYP	5.400	9.275		14.675
73	245	BOLTNR Michal	CZE	5.400	9.275		14.675
74	308	SHAHAM Noam	ISR	6.200	8.450		14.650
75	368	PAUNOVIC Milos	SRB	5.400	9.225		14.625
76	336	ZONDERLAND Herre	NED	6.200	8.525	0.1	14.625
77	365	NIKOLIC Dimitrije	SRB	5.400	9.200		14.600
78	295	CARSON Luke	IRL	5.400	9.150		14.550
79	393	YILDIZ Fatih	TUR	5.400	9.150		14.550
80	213	WUESTNER Lukas	AUT	5.400	9.100		14.500
81	262	TANSKANEN Jani	FIN	5.400	9.150	0.1	14.450
82	367	VELJIKOVIC Marko	SRB	5.400	9.050		14.450
83	237	BREZ Marko	CRO	5.400	9.050		14.450
84	391	BULUT Ibrahim	TUR	5.400	9.025		14.425
85	248	SMEJKAL Petr	CZE	6.200	8.600		14.400
86	251	PURGE Florin	DEN	5.800	8.700	0.1	14.400

Lausanne (SUI) 8 - 11 May 2008

RESULTS

Men's Seniors - Qualifications For Competitions 3 And 4

THU 8 MAY 2008 - 18:00

T

Rank	Bib	Name	NOC Code	A Score	B Score	Pen	Total
87	241	ARISTOTELOUS C.	CYP	5.800	8.525		14.325
88	302	JOCHUMSSON Ingvar	ISL	4.600	9.400		14.000
89	201	MISHOVA Walter	ALB	4.600	9.350		13.950
90	320	IZMODENOV Jevgenij	LTU	5.400	9.000		13.900
91	238	MOZNIK Darijo	CRO	4.600	9.275		13.875
92	321	BUTAUTAS Tadas	LTU	4.600	9.250		13.850
93	373	BERTONCELJ Saso	SLO	4.600	9.175		13.775
94	340	JANSEN Espen	NOR	5.800	8.275	0.3	13.775
95	276	NOZADZE Paata	GEO	4.200	9.250		13.450
96	374	RUTAR Klemen	SLO	0.000	0.000		0.000

Legend:

Q Qualified for Vault final

R Reserve for Vault final

T Vault

Lausanne (SUI) 8 - 11 May 2008

RESULTS

Men's Seniors - Qualifications For Competitions 3 And 4

THU 8 MAY 2008 - 18:00



Rank	Bib	Name	NOC Code	A Score	B Score	Pen	Total
1	363	KRYUKOV Nikolai	RUS	6.700	9.500		16.200 Q
2	395	GONCHAROV Valeriy	UKR	6.600	9.425		16.025 Q
3	371	PETKOVSEK Mitja	SLO	6.400	9.525		15.925 Q
4	286	TSOLAKIDIS Vasileios	GRE	6.500	9.200		15.700 Q
5	280	HAMBUECHEN Fabian	GER	6.600	9.100		15.700 Q
6	361	DEVIATOVSKI Maxim	RUS	6.200	9.425		15.625 Q
7	228	TSAREVICH Aliaksandr	BLR	6.400	9.150		15.550 Q
8	267	CUCHERAT Yann	FRA	6.700	8.850		15.550 Q
9	380	PIASECKY Samuel	SVK	6.300	9.175		15.475 R
10	347	KIERZKOWSKI Adam	POL	6.400	8.975		15.375 R
11	227	KASPIAROVICH Dimitri	BLR	6.500	8.850		15.350 R
12	376	CAPELLI Claudio	SUI	6.200	9.000		15.200
13	397	ZOZULYA Roman	UKR	6.300	8.875		15.175
14	346	KULESZA Roman	POL	6.000	9.125		15.125
15	375	BOESCHENSTEIN N.	SUI	6.400	8.725		15.125
16	360	KHOROKHORDIN Sergei	RUS	6.500	8.625		15.125
17	226	SAVITSKI Dzmitry	BLR	6.500	8.525		15.025
18	266	DA SILVA Gaël	FRA	6.500	8.450		14.950
19	271	BREWER Ross	GBR	5.900	9.025		14.925
20	268	KARBANENKO Dimitri	FRA	6.200	8.725		14.925
21	357	SELARIU Dorin Razvan	ROU	6.000	8.900		14.900
22	290	HETROVICS Marcell	HUN	5.800	8.875		14.675
23	206	VAHAG Stepanyan	ARM	6.100	8.525		14.625
24	398	KUKSENKOV M.	UKR	6.100	8.500		14.600
25	311	BUSNARI Alberto	ITA	5.500	9.075		14.575
26	313	MORANDI Matteo	ITA	5.800	8.725		14.525
27	356	KOCZI Flavius	ROU	6.000	8.525		14.525
28	274	FOLWELL Luke	GBR	5.600	8.900		14.500
29	259	GOMEZ Javier	ESP	6.000	8.500		14.500
30	335	WAMMES Jeffrey	NED	5.800	8.675		14.475
31	258	GARCIA Arkaitz	ESP	6.200	8.275		14.475
32	351	ALMEIDA Pedro	POR	5.400	9.025		14.425
33	314	POZZO Enrico	ITA	5.500	8.925		14.425
34	256	CARBALLO Manuel	ESP	6.000	8.425		14.425
35	230	JOVTCHEV Jordan	BUL	5.300	9.100		14.400
36	374	RUTAR Klemen	SLO	5.200	9.150		14.350
37	275	GIORGADZE Ilia	GEO	6.000	8.350		14.350
38	232	VOVK Yaroslav	BUL	5.700	8.625		14.325
39	359	STANESCU G.	ROU	6.000	8.325		14.325
40	210	BALDAUF Marco	AUT	5.300	9.000		14.300
41	287	MARKOUSIS Dimitrios	GRE	5.500	8.800		14.300
42	283	NGUYEN Marcel	GER	6.300	8.000		14.300
43	270	SMITH Louis	GBR	5.300	8.975		14.275

Lausanne (SUI) 8 - 11 May 2008

RESULTS

Men's Seniors - Qualifications For Competitions 3 And 4

THU 8 MAY 2008 - 18:00



Rank	Bib	Name	NOC Code	A Score	B Score	Pen	Total
44	294	HIDVEGI Vid	HUN	5.600	8.575		14.175
45	306	GHOLUB Eduard	ISR	5.600	8.575		14.175
46	307	ARONOVICH Felix	ISR	5.300	8.850		14.150
47	353	ALMEIDA Simao	POR	5.400	8.750		14.150
48	325	PALGEN Sascha	LUX	5.600	8.550		14.150
49	379	MANNHART Dennis	SUI	5.500	8.600		14.100
50	250	VAMMEN Helge	DEN	4.900	9.150		14.050
51	350	CAMPOS Manuel	POR	5.600	8.450		14.050
52	233	BATINKOV Aleksandar	BUL	5.700	8.350		14.050
53	320	IZMODENOV Jevgenij	LTU	5.500	8.450		13.950
54	260	AALTO Sami	FIN	4.800	9.100		13.900
55	336	ZONDERLAND Herre	NED	5.100	8.800		13.900
56	340	JANSEN Espen	NOR	5.300	8.500		13.800
57	263	KUUSELA Ilkka	FIN	5.600	8.175		13.775
58	305	SHATILOV Alexander	ISR	4.800	8.875		13.675
59	387	FOO George	SWE	5.000	8.675		13.675
60	338	VAN ASSCHE Anthony	NED	5.200	8.425		13.625
61	318	ARSHUNS Vitali	LAT	4.900	8.700		13.600
62	248	SMEJKAL Petr	CZE	5.100	8.500		13.600
63	200	HASA Alon	ALB	5.300	8.300		13.600
64	349	MUCHORSKI Krzysztof	POL	4.700	8.875		13.575
65	282	BOY Philipp	GER	5.600	7.975		13.575
66	341	HANCHE OLSEN Joachim	NOR	5.500	8.025		13.525
67	300	KRISTMANSSON Viktor	ISL	4.900	8.575		13.475
68	212	KRANZLMUELLER Lukas	AUT	4.500	8.950		13.450
69	366	ATANASOVSKI Zarko	SRB	4.400	9.000		13.400
70	292	SZALONTAI Istvan	HUN	5.600	7.775		13.375
71	317	ZORINS Evgeni	LAT	4.800	8.500		13.300
72	368	PAUNOVIC Milos	SRB	4.900	8.400		13.300
73	220	VAN DAMME Koen	BEL	5.800	7.500		13.300
74	386	BOSTROM Jimmy	SWE	5.100	8.100		13.200
75	391	BULUT Ibrahim	TUR	4.200	8.925		13.125
76	393	YILDIZ Fatih	TUR	4.000	9.100		13.100
77	276	NOZADZE Paata	GEO	4.200	8.875		13.075
78	261	KOIVUNEN Riku	FIN	4.600	8.400		13.000
79	246	NOVAK Petr	CZE	4.800	8.175		12.975
80	241	ARISTOTELOUS C.	CYP	5.400	7.575		12.975
81	254	WINDFELD HELLSTEN A.	DEN	4.600	8.275		12.875
82	288	LYMPANOVNOS Christos	GRE	5.300	7.550		12.850
83	295	CARSON Luke	IRL	4.300	8.525		12.825
84	237	BREZ Marko	CRO	3.800	9.000		12.800
85	245	BOLTNAR Michal	CZE	4.400	8.350		12.750
86	330	SHKURATKOV V.	MDA	5.000	7.675		12.675

Lausanne (SUI) 8 - 11 May 2008

RESULTS

Men's Seniors - Qualifications For Competitions 3 And 4

THU 8 MAY 2008 - 18:00



Rank	Bib	Name	NOC Code	A Score	B Score	Pen	Total
87	243	SPANOS Georgeos	CYP	4.800	7.775		12.575
88	214	RAUSCHER Mario	AUT	4.400	8.150		12.550
89	242	ARISTOTELOUS P.	CYP	4.900	7.650		12.550
90	372	DIMIC Alen	SLO	4.800	7.725		12.525
91	239	MOZNIK Marijo	CRO	3.500	8.875		12.375
92	385	SLANVALL Bjorn	SWE	5.000	7.375		12.375
93	238	MOZNIK Darijo	CRO	4.000	8.350		12.350
94	344	LARSEN Daniel	NOR	4.300	7.750		12.050
95	251	PURGE Florin	DEN	4.200	7.775		11.975
96	365	NIKOLIC Dimitrije	SRB	4.400	7.500		11.900
97	392	SAFAK Ersin	TUR	3.000	8.425		11.425
98	321	BUTAUTAS Tadas	LTU	3.700	7.150		10.850
99	302	JOCHUMSSON Ingvar	ISL	4.300	6.525		10.825

Legend:

Q Qualified for Parallel Bars final

R Reserve for Parallel Bars final



Parallel Bars

Lausanne (SUI) 8 - 11 May 2008

RESULTS

Men's Seniors - Qualifications For Competitions 3 And 4

THU 8 MAY 2008 - 18:00



Rank	Bib	Name	NOC Code	A Score	B Score	Pen	Total
1	280	HAMBUECHEN Fabian	GER	7.000	8.900		15.900 Q
2	285	MARAS Vlasios	GRE	6.800	8.925		15.725 Q
3	390	SAMILOGLU Umit	TUR	6.900	8.825		15.725 Q
4	370	PEGAN Aljaz	SLO	6.800	8.800		15.600 Q
5	312	CASSINA Igor	ITA	6.500	8.775		15.275 Q
6	284	WEBER Robert	GER	6.700	8.350		15.050 Q
7	346	KULESZA Roman	POL	6.300	8.700		15.000 Q
8	335	WAMMES Jeffrey	NED	6.400	8.550		14.950 Q
9	210	BALDAUF Marco	AUT	6.100	8.825		14.925 R
10	267	CUCHERAT Yann	FRA	6.500	8.375		14.875 R
11	378	SCHAEERER Christoph	SUI	6.400	8.375		14.775 R
12	268	KARBANENKO Dimitri	FRA	6.000	8.675		14.675
13	282	BOY Philipp	GER	6.200	8.400		14.600
14	362	RYAZANOV Yury	RUS	6.100	8.450		14.550
15	360	KHOROKHORDIN Sergei	RUS	6.300	8.175		14.475
16	375	BOESCHENSTEIN N.	SUI	5.800	8.650		14.450
17	372	DIMIC Alen	SLO	6.300	8.125		14.425
18	357	SELARIU Dorin Razvan	ROU	6.000	8.375		14.375
19	398	KUKSENKOV M.	UKR	6.200	8.150		14.350
20	233	BATINKOV Aleksandar	BUL	5.700	8.600		14.300
21	356	KOCZI Flavius	ROU	6.100	8.150		14.250
22	231	YANEV Filip	BUL	5.500	8.650		14.150
23	397	ZOZULYA Roman	UKR	5.500	8.650		14.150
24	287	MARKOUSIS Dimitrios	GRE	5.600	8.525		14.125
25	311	BUSNARI Alberto	ITA	5.700	8.425		14.125
26	376	CAPELLI Claudio	SUI	5.400	8.700		14.100
27	399	SUPRUN Oleksandr	UKR	5.600	8.475		14.075
28	263	KUUSELA Ilkka	FIN	5.200	8.775		13.975
29	273	THOMAS Kristian	GBR	5.400	8.575		13.975
30	259	GOMEZ Javier	ESP	5.500	8.475		13.975
31	336	ZONDERLAND Herre	NED	5.400	8.550		13.950
32	250	VAMMEN Helge	DEN	5.100	8.775		13.875
33	258	GARCIA Arkaitz	ESP	5.700	8.150		13.850
34	228	TSAREVICH Aliaksandr	BLR	5.700	8.150		13.850
35	289	DOULKERIDIS Michail	GRE	5.300	8.525		13.825
36	366	ATANASOVSKI Zarko	SRB	5.400	8.375		13.775
37	290	HETROVICS Marcell	HUN	5.500	8.275		13.775
38	262	TANSKANEN Jani	FIN	5.500	8.275		13.775
39	292	SZALONTAI Istvan	HUN	5.600	8.175		13.775
40	361	DEVIATOVSKI Maxim	RUS	5.700	8.075		13.775
41	257	MUNOZ Sergio	ESP	5.700	8.075		13.775
42	248	SMEJKAL Petr	CZE	5.000	8.750		13.750
43	385	SLANVALL Bjorn	SWE	5.900	7.825		13.725

Lausanne (SUI) 8 - 11 May 2008

RESULTS

Men's Seniors - Qualifications For Competitions 3 And 4

THU 8 MAY 2008 - 18:00



Rank	Bib	Name	NOC Code	A Score	B Score	Pen	Total
44	358	MALITA Cosmin	ROU	5.400	8.275		13.675
45	237	BREZ Marko	CRO	5.700	7.975		13.675
46	347	KIERZKOWSKI Adam	POL	5.000	8.650		13.650
47	270	SMITH Louis	GBR	5.300	8.350		13.650
48	306	GHOLUB Eduard	ISR	5.100	8.525		13.625
49	225	SAVENKOV Denis	BLR	5.600	7.975		13.575
50	314	POZZO Enrico	ITA	6.100	7.475		13.575
51	271	BREWER Ross	GBR	5.100	8.450		13.550
52	389	TEHLER Elof	SWE	4.700	8.825		13.525
53	341	HANCHE OLSEN Joachim	NOR	4.900	8.575		13.475
54	365	NIKOLIC Dimitrije	SRB	5.000	8.475		13.475
55	320	IZMODENOV Jevgenij	LTU	5.200	8.250		13.450
56	350	CAMPOS Manuel	POR	5.300	8.150		13.450
57	307	ARONOVICH Felix	ISR	5.200	8.175		13.375
58	245	BOLTAR Michal	CZE	4.800	8.475		13.275
59	294	HIDVEGI Vid	HUN	5.000	8.250		13.250
60	251	PURGE Florin	DEN	5.000	8.225		13.225
61	351	ALMEIDA Pedro	POR	4.600	8.600		13.200
62	339	VAN MINDE Carlo	NED	5.600	7.550		13.150
63	388	HAGELIN Patrik	SWE	4.900	8.225		13.125
64	261	KOIVUNEN Riku	FIN	5.500	7.625		13.125
65	368	PAUNOVIC Milos	SRB	5.000	8.100		13.100
66	213	WUESTNER Lukas	AUT	5.100	8.000		13.100
67	214	RAUSCHER Mario	AUT	5.000	8.075		13.075
68	239	MOZNIK Marijo	CRO	5.800	7.275		13.075
69	246	NOVAK Petr	CZE	5.000	8.050		13.050
70	343	FJELD Lars Jorgen	NOR	4.400	8.625		13.025
71	318	ARSHUNS Vitali	LAT	4.700	8.325		13.025
72	226	SAVITSKI Dzmityr	BLR	5.400	7.500		12.900
73	380	PIASECKY Samuel	SVK	5.700	7.200		12.900
74	354	GRACA Bernardo	POR	5.000	7.875		12.875
75	254	WINDFELD HELLSTEN A.	DEN	4.500	8.325		12.825
76	349	MUCHORSKI Krzysztof	POL	4.300	8.500		12.800
77	232	VOVK Yaroslav	BUL	5.000	7.800		12.800
78	393	YILDIZ Fatih	TUR	4.000	8.700		12.700
79	300	KRISTMANSSON Viktor	ISL	4.700	7.700		12.400
80	317	ZORINS Evgeni	LAT	4.800	7.575		12.375
81	391	BULUT Ibrahim	TUR	4.000	8.350		12.350
82	242	ARISTOTELOUS P.	CYP	5.300	6.975		12.275
83	266	DA SILVA Gaël	FRA	5.500	6.775		12.275
84	325	PALGEN Sascha	LUX	4.900	7.350		12.250
85	302	JOCHUMSSON Ingvar	ISL	3.600	8.500		12.100
86	321	BUTAUTAS Tadas	LTU	4.300	7.700		12.000

Lausanne (SUI) 8 - 11 May 2008

RESULTS

Men's Seniors - Qualifications For Competitions 3 And 4

THU 8 MAY 2008 - 18:00



Rank	Bib	Name	NOC Code	A Score	B Score	Pen	Total
87	340	JANSEN Espen	NOR	4.700	7.250		11.950
88	308	SHAHAM Noam	ISR	4.100	7.650		11.750
89	330	SHKURATKOV V.	MDA	3.700	8.025		11.725
90	295	CARSON Luke	IRL	3.900	7.800		11.700
91	276	NOZADZE Paata	GEO	2.600	8.800		11.400
92	374	RUTAR Klemen	SLO	3.600	7.725		11.325
93	220	VAN DAMME Koen	BEL	4.200	7.125		11.325
94	238	MOZNIK Darijo	CRO	4.400	6.700		11.100
95	241	ARISTOTELOUS C.	CYP	4.800	5.550		10.350
96	200	HASA Alon	ALB	4.600	5.650		10.250
97	244	SHIPPI Panayiotis	CYP	3.600	5.950		9.550

Legend:

Q Qualified for Horizontal Bar final

R Reserve for Horizontal Bar final



Horizontal Bar

Lausanne (SUI) 8 - 11 May 2008

RESULTS

Men's Seniors - Qualifications For Competitions 3 And 4

THU 8 MAY 2008 - 18:00



Rank	Bib	Name	NOC Code	Vault	A Score	B Score	Pen.	Vault	Total
1	345	BLANIK Leszek	POL	1	7.00	9.275		16.275	16.400 Q
				2	7.00	9.525		16.525	
2	364	GOLOTSUTSKOV Anton	RUS	1	7.00	9.550		16.550	16.212 Q
				2	7.00	8.875		15.875	
3	227	KASPIAROVICH Dimitri	BLR	1	7.00	9.150		16.150	16.175 Q
				2	7.00	9.200		16.200	
4	335	WAMMES Jeffrey	NED	1	6.60	9.575		16.175	16.162 Q
				2	6.60	9.550		16.150	
5	357	SELARIU Dorin Razvan	ROU	1	6.60	9.550		16.150	16.125 Q
				2	6.60	9.500		16.100	
6	355	POPESCU Ilie Daniel	ROU	1	7.00	9.450		16.450	16.062 Q
				2	7.00	9.075	0.4	15.675	
7	280	HAMBUECHEN Fabian	GER	1	6.60	9.550		16.150	15.962 Q
				2	6.20	9.575		15.775	
8	315	SAPRONENKO Evgeni	LAT	1	6.60	9.350		15.950	15.950 Q
				2	6.60	9.350		15.950	
9	264	TUUHA Tomi	FIN	1	6.60	9.450	0.1	15.950	15.825 R
				2	6.20	9.500		15.700	
10	265	WIGNANITZ Raphaël	FRA	1	7.00	8.925		15.925	15.812 R
				2	7.00	8.700		15.700	
11	285	MARAS Vlasios	GRE	1	6.60	9.300	0.1	15.800	15.737 R
				2	7.00	8.675		15.675	
12	356	KOCZI Flavius	ROU	1	7.00	9.000		16.000	15.725
				2	7.00	8.450		15.450	
13	257	MUNOZ Sergio	ESP	1	6.60	9.400		16.000	15.712
				2	6.20	9.225		15.425	
14	292	SZALONTAI Istvan	HUN	1	6.60	9.150		15.750	15.600
				2	6.20	9.250		15.450	
15	290	HETROVICS Marcell	HUN	1	7.00	9.400		16.400	15.575
				2	6.20	8.650	0.1	14.750	
16	375	BOESCHENSTEIN N.	SUI	1	6.60	9.050		15.650	15.575
				2	6.20	9.300		15.500	
17	255	BOTELLA PEREZ Isaac	ESP	1	6.60	9.125	0.1	15.625	15.462
				2	6.60	9.000	0.3	15.300	
18	348	LYSZCZARZ Marek	POL	1	6.20	9.325		15.525	15.387
				2	6.60	8.650		15.250	
19	287	MARKOUSIS Dimitrios	GRE	1	6.20	9.400	0.1	15.500	15.187
				2	6.60	8.575	0.3	14.875	
20	253	MORTENSEN Stefan	DEN	1	6.20	8.825	0.1	14.925	15.087
				2	6.60	8.750	0.1	15.250	
21	250	VAMMEN Helge	DEN	1	6.20	9.375		15.575	14.787
				2	4.60	9.400		14.000	

Lausanne (SUI) 8 - 11 May 2008

RESULTS

Men's Seniors - Qualifications For Competitions 3 And 4

THU 8 MAY 2008 - 18:00



Rank	Bib	Name	NOC Code	Vault	A Score	B Score	Pen.	Vault	Total
22	248	SMEJKAL Petr	CZE	1	6.20	8.600	0.4	14.400	14.475
				2	5.40	9.150		14.550	
23	295	CARSON Luke	IRL	1	5.40	9.150		14.550	14.050
				2	4.20	9.350		13.550	
24	276	NOZADZE Paata	GEO	1	4.20	9.250		13.450	13.912
				2	5.40	8.975		14.375	
25	321	BUTAUTAS Tadas	LTU	1	4.60	9.250		13.850	13.425
				2	3.80	9.200		13.000	
26	320	IZMODENOV Jevgenij	LTU	1	5.40	9.000	0.5	13.900	13.300
				2	3.80	9.000		12.700	

Legend:

Q Qualified for Vault final

R Reserve for Vault final






 Vault

Lausanne (SUI) 8 - 11 May 2008

RESULTS

Men's Seniors - Qualifications For Competitions 3 And 4

THU 8 MAY 2008 - 18:00





Rank	Bib	Name	NOC Code							Total
1	361	DEVIATOVSKI Maxim	RUS	15.050	14.775	15.250	15.375	15.625	13.775	89.850
2	226	SAVITSKI Dzmitry	BLR	15.225	14.900	14.975	15.925	15.025	12.900	88.950
3	356	KOCZI Flavius	ROU	13.900	15.625	14.375	16.000	14.525	14.250	88.675
4	398	KUKSENKOV M.	UKR	14.725	14.575	14.250	15.575	14.600	14.350	88.075
5	290	HETROVICS Marcell	HUN	14.150	14.200	14.450	16.400	14.675	13.775	87.650
6	376	CAPELLI Claudio	SUI	14.700	13.575	13.400	16.000	15.200	14.100	86.975
7	314	POZZO Enrico	ITA	15.125	14.525	13.700	15.625	14.425	13.575	86.975
8	335	WAMMES Jeffrey	NED	13.750	12.675	14.025	16.175	14.475	14.950	86.050
9	306	GHOLUB Eduard	ISR	13.675	12.175	15.250	14.750	14.175	13.625	83.650
10	250	VAMMEN Helge	DEN	13.725	12.525	12.725	15.575	14.050	13.875	82.475
11	325	PALGEN Sascha	LUX	14.075	11.975	14.150	15.375	14.150	12.250	81.975
12	349	MUCHORSKI Krzysztof	POL	13.750	11.725	14.825	15.025	13.575	12.800	81.700
13	300	KRISTMANSSON Viktor	ISL	13.975	13.575	12.950	14.700	13.475	12.400	81.075
14	320	IZMODENOV Jevgenij	LTU	13.975	12.450	13.225	13.900	13.950	13.450	80.950
15	237	BREZ Marko	CRO	13.050	13.525	13.100	14.450	12.800	13.675	80.600
16	372	DIMIC Alen	SLO	12.825	13.150	12.150	15.450	12.525	14.425	80.525
17	245	BOLTAR Michal	CZE	14.025	12.600	13.100	14.675	12.750	13.275	80.425
18	248	SMEJKAL Petr	CZE	12.450	12.200	13.475	14.400	13.600	13.750	79.875
19	214	RAUSCHER Mario	AUT	13.875	12.300	12.925	14.775	12.550	13.075	79.500
20	251	PURGE Florin	DEN	13.050	13.225	13.275	14.400	11.975	13.225	79.150
21	318	ARSHUNS Vitali	LAT	13.450	10.700	12.725	14.975	13.600	13.025	78.475
22	276	NOZADZE Paata	GEO	13.550	12.925	13.900	13.450	13.075	11.400	78.300
23	280	HAMBUECHEN Fabian	GER	15.525		14.700	16.150	15.700	15.900	77.975
24	340	JANSEN Espen	NOR	13.750	11.675	13.000	13.775	13.800	11.950	77.950
25	368	PAUNOVIC Milos	SRB	12.175	11.150	13.350	14.625	13.300	13.100	77.700
26	391	BULUT Ibrahim	TUR	13.975	9.975	12.300	14.425	13.125	12.350	76.150
27	295	CARSON Luke	IRL	12.650	12.700	11.525	14.550	12.825	11.700	75.950
28	200	HASA Alon	ALB	11.500	12.025	13.225	15.125	13.600	10.250	75.725
29	241	ARISTOTELOUS C.	CYP	14.075	11.850	11.975	14.325	12.975	10.350	75.550
30	375	BOESCHENSTEIN N.	SUI	14.825		14.825	15.650	15.125	14.450	74.875
31	397	ZOZULYA Roman	UKR	13.950		14.425	16.025	15.175	14.150	73.725
32	274	FOLWELL Luke	GBR	14.575	14.125	14.300	15.625	14.500		73.125
33	287	MARKOUSIS Dimitrios	GRE	14.900		14.225	15.500	14.300	14.125	73.050
34	257	MUNOZ Sergio	ESP	13.900	14.175	14.750	16.000		13.775	72.600
35	266	DA SILVA Gaël	FRA	14.900		14.600	15.600	14.950	12.275	72.325
36	270	SMITH Louis	GBR	14.300	14.475		15.475	14.275	13.650	72.175
37	321	BUTAUTAS Tadas	LTU	12.150	12.050	10.750	13.850	10.850	12.000	71.650
38	302	JOCHUMSSON Ingvar	ISL	12.200	10.950	10.550	14.000	10.825	12.100	70.625
39	351	ALMEIDA Pedro	POR	13.825	13.300		15.250	14.425	13.200	70.000
40	393	YILDIZ Fatih	TUR	13.325	2.750	12.775	14.550	13.100	12.700	69.200
41	336	ZONDERLAND Herre	NED	13.550	12.775		14.625	13.900	13.950	68.800
42	307	ARONOVICH Felix	ISR	13.225	14.200	13.225		14.150	13.375	68.175
43	242	ARISTOTELOUS P.	CYP	12.775	13.100		14.675	12.550	12.275	65.375
44	374	RUTAR Klemen	SLO	13.725	12.150	13.350	0.000	14.350	11.325	64.900
45	227	KASPIAROVICH Dimitri	BLR	14.350		14.975	16.150	15.350		60.825
46	357	SELARIU Dorin Razvan	ROU	15.400			16.150	14.900	14.375	60.825
47	238	MOZNIK Darijo	CRO	12.625		10.725	13.875	12.350	11.100	60.675
48	230	JOVTCHEV Jordan	BUL	14.500		16.050	15.725	14.400		60.675
49	268	KARBANENKO Dimitri	FRA	14.425			16.100	14.925	14.675	60.125

Lausanne (SUI) 8 - 11 May 2008

RESULTS

Men's Seniors - Qualifications For Competitions 3 And 4

THU 8 MAY 2008 - 18:00


Rank	Bib	Name	NOC Code							Total
50	355	POPESCU Ilie Daniel	ROU	14.925	14.575	14.075	16.450			60.025
51	285	MARAS Vlasios	GRE	13.625	14.325		15.800		15.725	59.475
52	313	MORANDI Matteo	ITA	14.250		15.075	15.150	14.525		59.000
53	399	SUPRUN Oleksandr	UKR	14.500	14.575		15.825		14.075	58.975
54	360	KHOROKHORDIN Sergei	RUS	14.025		15.000		15.125	14.475	58.625
55	273	THOMAS Kristian	GBR	15.225		13.675	15.250		13.975	58.125
56	233	BATINKOV Aleksandar	BUL	14.300			15.425	14.050	14.300	58.075
57	260	AALTO Sami	FIN	14.250		14.225	15.625	13.900		58.000
58	282	BOY Philipp	GER	14.625	14.525			13.575	14.600	57.325
59	271	BREWER Ross	GBR		14.625	14.200		14.925	13.550	57.300
60	305	SHATILOV Alexander	ISR	13.850	13.975		15.725	13.675		57.225
61	225	SAVENKOV Denis	BLR	14.025	13.825		15.725		13.575	57.150
62	346	KULESZA Roman	POL	14.025	12.925			15.125	15.000	57.075
63	350	CAMPOS Manuel	POR	15.200		14.300		14.050	13.450	57.000
64	292	SZALONTAI Istvan	HUN	14.075			15.750	13.375	13.775	56.975
65	258	GARCIA Arkaitz	ESP		12.475		15.975	14.475	13.850	56.775
66	262	TANSKANEN Jani	FIN	13.575	14.775		14.450		13.775	56.575
67	232	VOVK Yaroslav	BUL		13.175		15.300	14.325	12.800	55.600
68	294	HIDVEGI Vid	HUN		14.750	12.950		14.175	13.250	55.125
69	210	BALDAUF Marco	AUT		12.475	13.300		14.300	14.925	55.000
70	347	KIERZKOWSKI Adam	POL		13.025	12.900		15.375	13.650	54.950
71	386	BOSTROM Jimmy	SWE	14.075	11.750		14.900	13.200		53.925
72	220	VAN DAMME Koen	BEL		14.400	14.325		13.300	11.325	53.350
73	388	HAGELIN Patrik	SWE	11.475		13.550	14.700		13.125	52.850
74	365	NIKOLIC Dimitrije	SRB	12.550			14.600		13.475	52.525
75	344	LARSEN Daniel	NOR	13.150	11.900		15.150	12.050		52.250
76	212	KRANZLMUELLER Lukas	AUT	12.375	11.200		14.700	13.450		51.725
77	239	MOZNIK Marijo	CRO			11.500	14.725	12.375	13.075	51.675
78	254	WINDFELD HELLSTEN A.	DEN	13.700	12.225			12.875	12.825	51.625
79	263	KUUSELA Ilkka	FIN		11.300	12.550		13.775	13.975	51.600
80	341	HANCHE OLSEN Joachim	NOR		11.600	13.000		13.525	13.475	51.600
81	330	SHKURATKOV V.	MDA	1.925	12.100	12.750		12.675	11.725	51.175
82	385	SLANVALL Bjorn	SWE		12.225	12.425		12.375	13.725	50.750
83	392	SAFAK Ersin	TUR	13.075	11.675	12.500		11.425		48.675
84	363	KRYUKOV Nikolai	RUS		15.825		15.900	16.200		47.925
85	281	JUCKEL Robert	GER		14.900	14.850	15.825			45.575
86	283	NGUYEN Marcel	GER	15.025			15.875	14.300		45.200
87	255	BOTELLA PEREZ Isaac	ESP	14.775		14.700	15.625			45.100
88	377	RAMSEIER Mark	SUI		14.450	14.950	15.675			45.075
89	362	RYAZANOV Yury	RUS		14.675	15.450			14.550	44.675
90	267	CUCHERAT Yann	FRA		14.175			15.550	14.875	44.600
91	310	ANGIOLETTI Matteo	ITA	14.300		15.075	15.075			44.450
92	228	TSAREVICH Aliaksandr	BLR		14.700			15.550	13.850	44.100
93	269	RODRIGUES Danny	FRA	14.100	14.100	15.900				44.100
94	291	CZINGLI Laszlo	HUN	13.725		14.350	16.000			44.075
95	289	DOULKERIDIS Michail	GRE	14.425			15.650		13.825	43.900
96	311	BUSNARI Alberto	ITA		14.500			14.575	14.125	43.200
97	380	PIASECKY Samuel	SVK	14.775				15.475	12.900	43.150
98	259	GOMEZ Javier	ESP	14.625				14.500	13.975	43.100

Lausanne (SUI) 8 - 11 May 2008

RESULTS

Men's Seniors - Qualifications For Competitions 3 And 4

THU 8 MAY 2008 - 18:00







Rank	Bib	Name	NOC Code							Total
99	379	MANNHART Dennis	SUI	14.725	14.275			14.100		43.100
100	353	ALMEIDA Simao	POR			13.550	15.100	14.150		42.800
101	264	TUUHA Tomi	FIN	13.425		13.350	15.950			42.725
102	286	TSOLAKIDIS Vasileios	GRE		13.050	13.700		15.700		42.450
103	256	CARBALLO Manuel	ESP		13.625	14.350		<u>14.425</u>		42.400
104	352	JESUS Carlos	POR	14.050	<u>13.325</u>		15.000			42.375
105	348	LYSZCZARZ Marek	POL	<u>14.300</u>		12.525	15.525			42.350
106	265	WIGNANITZ Raphaël	FRA		12.600	<u>13.625</u>	15.925			42.150
107	284	WEBER Robert	GER		12.600	14.275			15.050	41.925
108	339	VAN MINDE Carlo	NED	<u>13.075</u>			15.550		13.150	41.775
109	389	TEHLER Elof	SWE	13.475			<u>14.775</u>		13.525	41.775
110	342	SAMUELSEN Tore	NOR	13.075		12.900	15.250			41.225
111	213	WUESTNER Lukas	AUT	<u>13.375</u>			14.500		13.100	40.975
112	288	LYMPANOVNOS Christos	GRE		13.850	14.050		12.850		40.750
113	373	BERTONCELJ Saso	SLO	11.950	14.800		13.775			40.525
114	338	VAN ASSCHE Anthony	NED		12.900	13.675		13.625		40.200
115	354	GRACA Bernardo	POR		<u>14.150</u>	12.850			12.875	39.875
116	231	YANEV Filip	BUL		12.100	13.225			<u>14.150</u>	39.475
117	366	ATANASOVSKI Zarko	SRB		12.300			13.400	13.775	39.475
118	234	KUYUMDZHIEV Bogomil	BUL	14.125	11.450	13.875				39.450
119	308	SHAHAM Noam	ISR			<u>13.050</u>	14.650		11.750	39.450
120	387	FOO George	SWE		12.850	12.400		13.675		38.925
121	261	KOIVUNEN Riku	FIN		12.125			<u>13.000</u>	13.125	38.250
122	246	NOVAK Petr	CZE		10.850			<u>12.975</u>	13.050	36.875
123	367	VELJIKOVIC Marko	SRB	11.375		<u>10.250</u>	14.450			36.075
124	244	SHIPPI Panayiotis	CYP	12.225	12.275				9.550	34.050
125	364	GOLOTSUTSKOV Anton	RUS	<u>15.550</u>			16.550			32.100
126	390	SAMILOGLU Umit	TUR				15.350		15.725	31.075
127	240	GEORGALLAS Irodotos	CYP			15.225	<u>15.750</u>			30.975
128	395	GONCHAROV Valeriy	UKR		<u>14.875</u>			16.025		30.900
129	235	UDE Filip	CRO	14.825	<u>15.100</u>					29.925
130	206	VAHAG Stepanyan	ARM		14.775			14.625		29.400
131	312	CASSINA Igor	ITA		14.050				15.275	29.325
132	275	GIORGADZE Ilia	GEO	14.675				<u>14.350</u>		29.025
133	359	STANESCU G.	ROU			14.650		14.325		28.975
134	371	PETKOVSEK Mitja	SLO			12.850		15.925		28.775
135	247	PANSKY Jindrich	CZE	13.350			15.250			28.600
136	358	MALITA Cosmin	ROU		14.100				13.675	27.775
137	215	ASLANOV Sabuhi	AZE			12.300	14.775			27.075
138	243	SPANOS Georgios	CYP			14.475		12.575		27.050
139	317	ZORINS Evgeni	LAT					13.300	12.375	25.675
140	369	MESTER Robert	SRB		10.875	<u>12.425</u>				23.300
141	337	VAN GELDER Yuri	NED			16.375				16.375
142	345	BLANIK Leszek	POL				16.275			16.275
143	315	SAPRONENKO Evgeni	LAT				15.950			15.950
144	293	BERKI Krisztian	HUN		15.825					15.825
145	236	SELIGMAN Robert	CRO		<u>15.725</u>					15.725
146	370	PEGAN Aljaz	SLO						<u>15.600</u>	15.600
147	221	TRUYENS Donna-Donny	BEL		15.475					15.475

Lausanne (SUI) 8 - 11 May 2008

RESULTS

Men's Seniors - Qualifications For Competitions 3 And 4


THU 8 MAY 2008 - 18:00

Rank	Bib	Name	NOC Code							Total
148	396	VOROBYOV Olexander	UKR			15.350				15.350
149	205	MERDINYAN Harutyum	ARM		14.925					14.925
150	253	MORTENSEN Stefan	DEN				14.925			14.925
151	378	SCHAERER Christoph	SUI						14.775	14.775
152	252	LEE HANSEN Mathias	DEN			14.250				14.250
153	229	YERMAKOV Uladzimir	BLR			14.125				14.125
154	381	BENKO Alexander	SVK		14.125					14.125
155	201	MISHOVA Walter	ALB				13.950			13.950
156	249	NOVOTNY Vladimir	CZE			13.950				13.950
157	316	TREILOVS Dimitri	LAT		<u>13.475</u>					13.475
158	343	FJELD Lars Jorgen	NOR						13.025	13.025
159	211	LEIDLMAIR Alexander	AUT			13.000				13.000

Note:
Underlined totals indicate starting apparatus.

Legend:







































Q Qualified for All-Around Final R Reserve for All-Around Final

 Floor  Pommel Horse  Rings  Vault  Parallel Bars  Horizontal Bar

Lausanne (SUI) 8 - 11 May 2008

INDIVIDUAL JUDGES SCORES
Men's Seniors - Qualifications For Competitions 3 And 4







































THU 8 MAY 2008 - 18:00

Rank	Bib	Name	NOC Code		A Score	B1	B2	B3	B4	B5	B6	B Score	Pen.	Vault 1 Vault 2	Total	Rank by App.
1	361	DEVIATOVSKI Maxim	RUS		6.00	8.90	9.20	9.00	9.00	9.10	9.10	9.050			15.050	(8)
					5.70	9.00	9.10	9.30	9.00	9.10	9.10	9.075			14.775	(13)
					6.30	9.00	9.00	8.90	8.60	8.90	9.10	8.950			15.250	(6)
		Total 89.850			6.60	8.70	8.70	8.90	8.80	8.70	9.00	8.775			15.375	(47)
					6.20	9.50	9.50	9.50	9.40	9.30	8.80	9.425			15.625	(6)
					5.70	8.20	7.60	8.20	8.30	7.90	8.00	8.075			13.775	(40)
2	226	SAVITSKI Dzmitry	BLR		6.20	8.90	9.20	8.90	9.00	9.00	9.30	9.025			15.225	(5)
					5.70	9.20	9.20	9.00	9.10	9.30	9.30	9.200			14.900	(8)
					6.30	8.90	8.70	8.70	8.50	8.40	8.80	8.675			14.975	(12)
		Total 88.950			6.60	9.40	9.40	9.30	9.30	9.20	9.30	9.325			15.925	(18)
					6.50	8.70	8.60	8.60	8.50	8.40	7.90	8.525			15.025	(17)
					5.40	7.40	7.30	8.00	7.60	7.10	7.70	7.500			12.900	(72)
3	356	KOCZI Flavius	ROU		5.90	8.10	8.00	8.30	8.00	8.50	8.00	8.100	0.1		13.900	(52)
					6.40	9.30	9.10	9.30	9.30	9.20	9.00	9.225			15.625	(4)
					6.10	8.30	8.50	8.10	8.30	8.20	8.30	8.275			14.375	(26)
		Total 88.675			7.00	9.00	9.00	9.00	8.90	9.20	9.00	9.000		16.000	16.000	(14)
					7.00	8.50	8.50	8.30	8.50	8.70	8.30	8.450		15.450		
					6.00	8.60	8.50	8.50	8.50	8.50	8.60	8.525			14.525	(27)
					6.10	8.00	8.40	8.30	8.20	7.90	8.10	8.150			14.250	(21)
4	398	KUKSENKOV M.	UKR		6.10	8.30	8.80	8.60	8.70	8.80	8.80	8.725	0.1		14.725	(18)
					5.50	9.10	9.20	9.30	8.80	9.10	8.90	9.075			14.575	(19)
					5.50	8.70	8.90	8.90	8.60	8.50	8.80	8.750			14.250	(33)
		Total 88.075			6.20	9.30	9.40	9.40	9.40	9.30	9.40	9.375			15.575	(39)
					6.10	8.80	8.60	8.60	8.50	8.30	8.10	8.500			14.600	(24)
					6.20	8.10	8.10	8.20	8.30	8.00	8.20	8.150			14.350	(19)
5	290	HETROVICS Marcell	HUN		5.60	8.50	8.60	8.60	8.60	8.50	8.50	8.550			14.150	(35)
					5.70	8.30	8.10	8.70	8.60	8.90	8.40	8.500			14.200	(31)
					6.20	8.30	8.40	8.00	8.30	7.80	8.80	8.250			14.450	(24)
		Total 87.650			7.00	9.50	9.40	9.50	9.20	9.40	9.30	9.400		16.400	16.400	(3)
					6.20	8.80	8.50	8.40	8.90	8.60	8.70	8.650	0.1	14.750		
					5.80	8.80	9.20	8.90	8.70	8.70	9.10	8.875			14.675	(22)
					5.50	8.10	8.90	8.30	8.20	8.20	8.40	8.275			13.775	(37)
6	376	CAPELLI Claudio	SUI		6.20	8.40	8.60	8.70	8.50	8.40	8.50	8.500			14.700	(19)
					5.40	8.50	8.10	8.00	8.20	8.20	8.20	8.175			13.575	(45)
					4.80	8.60	8.50	8.70	8.70	8.50	8.60	8.600			13.400	(54)
		Total 86.975			6.60	9.50	9.40	9.60	9.30	9.40	9.30	9.400			16.000	(11)
					6.20	8.80	9.10	8.90	9.20	9.30	8.50	9.000			15.200	(12)
					5.40	8.40	8.80	8.50	8.90	8.60	8.90	8.700			14.100	(26)

Lausanne (SUI) 8 - 11 May 2008

INDIVIDUAL JUDGES SCORES
Men's Seniors - Qualifications For Competitions 3 And 4







































THU 8 MAY 2008 - 18:00

Rank	Bib	Name	NOC Code		A Score	B1	B2	B3	B4	B5	B6	B Score	Pen.	Vault 1 Vault 2	Total	Rank by App.
7	314	POZZO Enrico	ITA		5.90	9.20	9.30	9.30	9.20	9.20	9.20	9.225			15.125	(7)
					5.50	9.00	8.90	8.80	9.10	9.10	9.10	9.025			14.525	(22)
					5.50	8.30	8.30	8.10	8.10	8.20	8.20	8.200			13.700	(47)
		Total 86.975			6.20	9.50	9.40	9.50	9.50	9.20	9.30	9.425			15.625	(33)
					5.50	8.90	9.10	9.00	8.80	8.60	9.00	8.925			14.425	(33)
					6.10	7.40	7.40	7.60	7.60	7.40	7.50	7.475			13.575	(50)
8	335	WAMMES Jeffrey	NED		6.40	7.80	8.10	8.10	8.00	8.40	8.00	8.050	0.7		13.750	(58)
					4.80	7.90	7.60	7.90	8.00	7.70	8.20	7.875			12.675	(62)
					5.50	8.40	9.10	8.50	7.90	8.40	8.80	8.525			14.025	(42)
		Total 86.050			6.60	9.60	9.60	9.60	9.50	9.70	9.50	9.575		16.175	16.175	(5)
					6.60	9.60	9.60	9.40	9.60	9.50	9.50	9.550		16.150		
					5.80	9.10	8.80	8.60	8.50	8.80	8.40	8.675			14.475	(30)
					6.40	8.00	8.70	8.80	8.80	8.30	8.40	8.550			14.950	(8)
9	306	GHOLUB Eduard	ISR		5.00	8.80	9.00	8.50	8.60	8.70	9.00	8.775	0.1		13.675	(63)
					4.10	8.00	8.20	8.10	7.50	8.00	8.20	8.075			12.175	(76)
					6.70	8.80	8.40	8.30	8.60	8.50	8.70	8.550			15.250	(7)
		Total 83.650			5.40	9.50	9.40	9.40	9.20	9.30	9.30	9.350			14.750	(67)
					5.60	8.60	8.60	8.60	8.60	8.50	8.30	8.575			14.175	(45)
					5.10	8.40	8.60	8.50	8.90	8.50	8.50	8.525			13.625	(48)
10	250	VAMMEN Helge	DEN		5.00	8.70	9.00	8.80	8.50	8.80	8.60	8.725			13.725	(60)
					4.60	8.10	7.50	8.00	7.90	8.00	7.80	7.925			12.525	(66)
					4.20	8.60	8.50	8.60	8.10	9.00	8.40	8.525			12.725	(79)
		Total 82.475			6.20	9.30	9.30	9.50	9.50	9.30	9.40	9.375		15.575	15.575	(38)
					4.60	9.40	9.60	9.50	9.40	9.30	9.30	9.400		14.000		
					4.90	9.10	9.10	9.20	9.30	9.20	8.90	9.150			14.050	(50)
					5.10	8.70	9.10	8.80	8.70	8.80	8.80	8.775			13.875	(32)
11	325	PALGEN Sascha	LUX		6.00	8.50	8.20	8.30	7.90	7.90	7.90	8.075			14.075	(41)
					5.10	6.70	6.80	6.30	7.20	7.00	7.00	6.875			11.975	(83)
					5.70	8.70	8.40	7.80	8.70	8.20	8.50	8.450			14.150	(38)
		Total 81.975			6.20	9.20	9.00	9.30	9.30	9.30	9.40	9.275	0.1		15.375	(46)
					5.60	8.50	8.60	8.30	8.70	8.70	8.40	8.550			14.150	(48)
					4.90	7.10	7.80	7.20	7.20	7.50	7.50	7.350			12.250	(84)
12	349	MUCHORSKI Krzysztof	POL		5.10	8.70	8.70	8.70	8.50	8.50	8.70	8.650			13.750	(56)
					3.60	8.00	8.30	7.80	8.00	8.40	8.20	8.125			11.725	(87)
					6.10	9.00	8.90	8.60	8.80	8.40	8.60	8.725			14.825	(16)
		Total 81.700			6.60	8.30	8.40	8.60	8.40	8.30	8.80	8.425			15.025	(59)
					4.70	9.20	8.80	8.80	9.00	8.90	8.50	8.875			13.575	(64)
					4.30	8.30	8.80	8.70	8.30	8.50	8.50	8.500			12.800	(76)

Lausanne (SUI) 8 - 11 May 2008

INDIVIDUAL JUDGES SCORES
Men's Seniors - Qualifications For Competitions 3 And 4







































THU 8 MAY 2008 - 18:00

Rank	Bib	Name	NOC Code		A Score	B1	B2	B3	B4	B5	B6	B Score	Pen.	Vault 1 Vault 2	Total	Rank by App.
13	300	KRISTMANSSON Viktor	ISL		4.90	8.90	9.30	9.10	9.10	9.10	9.00	9.075			13.975	(47)
					5.20	8.50	8.20	8.40	8.20	8.40	8.50	8.375			13.575	(44)
					4.50	8.80	8.50	8.40	8.40	8.00	8.50	8.450			12.950	(70)
					5.40	9.30	9.30	9.30	9.30	9.20	9.30	9.300			14.700	(71)
					4.90	8.70	8.60	8.60	8.50	8.60	8.20	8.575			13.475	(67)
					4.70	7.40	8.20	7.70	8.00	7.30	7.70	7.700			12.400	(79)
		Total 81.075														
14	320	IZMODENOV Jevgenij	LTU		5.10	9.00	8.90	8.60	8.80	9.10	8.80	8.875			13.975	(48)
					4.60	8.00	7.80	7.80	7.40	7.90	7.90	7.850			12.450	(69)
					4.60	8.70	8.70	8.80	7.80	8.40	8.70	8.625			13.225	(60)
					5.40	9.00	9.10	8.80	9.00	8.90	9.30	9.000	0.5	13.900	13.900	(90)
					3.80	9.00	9.00	9.00	9.10	9.00	9.00	9.000	0.1	12.700		
					5.50	8.50	8.40	8.50	8.40	8.50	8.40	8.450			13.950	(53)
					5.20	7.90	8.40	8.30	8.60	8.30	8.00	8.250			13.450	(55)
		Total 80.950														
15	237	BREZ Marko	CRO		5.00	8.50	8.50	8.30	8.30	8.50	8.50	8.450	0.4		13.050	(79)
					4.80	8.80	8.80	8.70	8.70	8.60	8.70	8.725			13.525	(46)
					4.90	8.20	8.20	8.00	8.40	8.00	8.50	8.200			13.100	(64)
					5.40	8.90	9.10	9.00	9.10	9.20	9.00	9.050			14.450	(83)
					3.80	9.00	8.80	9.00	9.00	9.00	9.30	9.000			12.800	(84)
					5.70	8.00	7.70	8.00	8.40	7.80	8.10	7.975			13.675	(45)
		Total 80.600														
16	372	DIMIC Alen	SLO		5.30	7.50	7.50	8.00	7.30	7.70	7.80	7.625	0.1		12.825	(81)
					5.40	7.60	7.70	7.90	7.80	7.70	7.80	7.750			13.150	(52)
					4.70	7.20	7.60	7.50	7.60	6.50	7.50	7.450			12.150	(89)
					6.20	9.30	9.30	9.20	9.10	9.20	9.50	9.250			15.450	(44)
					4.80	7.70	7.80	7.70	7.80	7.70	7.30	7.725			12.525	(90)
					6.30	7.90	7.80	8.30	8.90	8.20	8.10	8.125			14.425	(17)
		Total 80.525														
17	245	BOLTNAR Michal	CZE		5.50	8.60	8.90	8.50	8.50	8.20	9.00	8.625	0.1		14.025	(44)
					4.90	8.00	7.50	7.60	7.50	7.70	8.20	7.700			12.600	(63)
					4.90	8.10	8.20	8.30	8.20	8.30	7.90	8.200			13.100	(65)
					5.40	9.30	9.30	9.30	9.30	9.20	9.20	9.275			14.675	(73)
					4.40	8.30	8.40	8.30	8.50	8.40	7.80	8.350			12.750	(85)
					4.80	8.00	8.40	8.60	8.40	8.60	8.50	8.475			13.275	(58)
		Total 80.425														
18	248	SMEJKAL Petr	CZE		4.50	7.90	7.90	8.00	8.00	8.00	7.90	7.950			12.450	(86)
					4.40	7.80	7.80	7.80	7.60	7.80	7.90	7.800			12.200	(75)
					5.00	8.50	8.30	8.50	8.60	8.30	8.60	8.475			13.475	(53)
					6.20	8.50	8.30	8.70	8.60	8.60	8.70	8.600	0.4	14.400	14.400	(85)
					5.40	9.10	9.30	9.00	9.30	9.10	9.10	9.150		14.550		
					5.10	8.60	8.80	8.40	8.30	8.70	7.70	8.500			13.600	(62)
					5.00	8.70	8.50	9.10	8.60	8.80	8.90	8.750			13.750	(42)
		Total 79.875														

Lausanne (SUI) 8 - 11 May 2008

INDIVIDUAL JUDGES SCORES Men's Seniors - Qualifications For Competitions 3 And 4







































THU 8 MAY 2008 - 18:00

Rank	Bib	Name	NOC Code		A Score	B1	B2	B3	B4	B5	B6	B Score	Pen.	Vault 1 Vault 2	Total	Rank by App.
19	214	RAUSCHER Mario	AUT		5.10	8.80	8.90	8.80	8.70	8.80	8.60	8.775			13.875	(53)
					4.50	7.30	8.00	8.00	7.70	7.70	7.80	7.800			12.300	(71)
					4.70	8.50	8.60	8.00	7.90	8.40	8.00	8.225			12.925	(72)
		Total 79.500			5.40	9.40	9.40	9.30	9.50	9.10	9.40	9.375			14.775	(66)
					4.40	8.10	8.30	8.20	8.20	8.10	7.80	8.150			12.550	(88)
					5.00	8.20	8.30	8.00	8.10	8.00	7.90	8.075			13.075	(67)
20	251	PURGE Florin	DEN		4.70	8.50	8.60	7.90	8.20	8.40	8.30	8.350			13.050	(80)
					5.20	7.50	8.20	8.20	8.00	8.30	7.70	8.025			13.225	(50)
					5.20	8.10	8.30	8.20	7.90	8.10	7.80	8.075			13.275	(59)
		Total 79.150			5.80	8.80	8.60	8.60	8.50	8.80	8.80	8.700	0.1		14.400	(86)
					4.20	8.00	8.00	7.50	7.50	7.60	8.10	7.775			11.975	(95)
					5.00	8.00	8.50	8.60	8.10	8.30	8.00	8.225			13.225	(60)
21	318	ARSHUNS Vitali	LAT		5.00	8.60	8.80	8.40	8.60	8.50	8.50	8.550	0.1		13.450	(69)
					4.50	5.50	6.20	6.60	6.00	6.70	6.00	6.200			10.700	(98)
					4.80	7.70	8.10	7.90	8.20	7.90	7.80	7.925			12.725	(80)
		Total 78.475			6.20	8.90	8.70	9.00	8.80	8.80	9.00	8.875	0.1		14.975	(61)
					4.90	8.70	8.90	8.80	8.80	8.50	8.40	8.700			13.600	(61)
					4.70	8.30	8.10	8.60	8.40	8.40	8.20	8.325			13.025	(71)
22	276	NOZADZE Paata	GEO		5.10	8.30	8.50	8.50	8.30	8.50	8.50	8.450			13.550	(66)
					4.20	8.50	8.90	8.80	8.40	9.00	8.70	8.725			12.925	(56)
					5.20	8.40	8.70	8.80	8.80	8.70	8.60	8.700			13.900	(44)
		Total 78.300			4.20	9.20	9.40	9.50	9.20	8.80	9.20	9.250		13.450	13.450	(95)
					5.40	8.80	9.10	8.80	9.00	9.00	9.10	8.975		14.375		
					4.20	8.80	9.00	9.00	8.90	8.80	8.30	8.875			13.075	(77)
					2.60	8.90	8.10	8.90	8.40	9.00	9.10	8.800			11.400	(91)
23	280	HAMBUECHEN Fabian	GER		6.50	8.90	9.10	9.20	8.90	9.10	9.00	9.025			15.525	(2)
																
					5.90	9.00	8.80	8.70	8.80	8.70	8.90	8.800			14.700	(19)
		Total 77.975			6.60	9.50	9.50	9.50	9.60	9.60	9.60	9.550		16.150	16.150	(6)
					6.20	9.60	9.40	9.60	9.50	9.60	9.60	9.575		15.775		
					6.60	9.00	9.10	9.00	9.30	9.30	9.00	9.100			15.700	(5)
					7.00	8.90	8.90	8.70	9.10	8.90	8.90	8.900			15.900	(1)
24	340	JANSEN Espen	NOR		5.20	8.60	8.80	8.60	8.50	8.40	8.50	8.550			13.750	(57)
					4.80	6.40	7.00	6.60	7.10	7.20	6.80	6.875			11.675	(89)
					4.70	8.10	8.40	8.20	8.40	8.20	8.40	8.300			13.000	(68)
		Total 77.950			5.80	8.50	8.10	8.40	8.40	8.00	8.20	8.275	0.3		13.775	(94)
					5.30	8.30	8.80	8.70	8.50	8.50	8.30	8.500			13.800	(56)
					4.70	7.20	7.30	7.40	7.20	7.00	7.30	7.250			11.950	(87)

Lausanne (SUI) 8 - 11 May 2008

INDIVIDUAL JUDGES SCORES
Men's Seniors - Qualifications For Competitions 3 And 4







































THU 8 MAY 2008 - 18:00

Rank	Bib	Name	NOC Code		A Score	B1	B2	B3	B4	B5	B6	B Score	Pen.	Vault 1 Vault 2	Total	Rank by App.
25	368	PAUNOVIC Milos	SRB		4.70	8.30	8.30	7.90	8.10	8.40	8.40	8.275	0.8		12.175	(90)
					3.50	8.00	7.60	7.90	7.40	7.60	7.50	7.650			11.150	(94)
					5.10	8.10	8.40	8.00	8.30	8.20	8.40	8.250			13.350	(57)
		Total 77.700			5.40	9.30	9.30	9.20	9.10	9.20	9.20	9.225			14.625	(75)
					4.90	8.30	8.00	8.50	8.40	8.40	8.60	8.400			13.300	(72)
					5.00	7.50	8.10	8.10	8.50	8.00	8.20	8.100			13.100	(65)
26	391	BULUT Ibrahim	TUR		5.20	8.80	8.90	8.70	9.00	8.70	8.70	8.775			13.975	(49)
					3.70	6.00	5.70	6.30	6.50	6.90	6.30	6.275			9.975	(99)
					4.50	7.40	8.00	8.00	8.30	6.90	7.80	7.800			12.300	(88)
		Total 76.150			5.40	9.00	9.10	9.10	9.00	9.00	8.90	9.025			14.425	(84)
					4.20	9.00	8.80	8.80	8.90	9.10	9.00	8.925			13.125	(75)
					4.00	8.10	8.40	8.80	8.50	8.40	8.00	8.350			12.350	(81)
27	295	CARSON Luke	IRL		4.70	7.80	7.80	7.80	8.40	8.20	8.00	7.950			12.650	(83)
					4.70	8.20	7.70	8.00	8.10	8.40	7.50	8.000			12.700	(61)
					3.50	7.90	8.40	8.00	7.80	8.20	8.00	8.025			11.525	(91)
		Total 75.950			5.40	9.30	9.10	9.10	9.20	9.20	9.10	9.150		14.550	14.550	(78)
					4.20	9.20	9.30	9.40	9.40	9.30	9.40	9.350		13.550		
					4.30	8.50	8.80	8.60	8.50	8.50	8.50	8.525			12.825	(83)
					3.90	7.50	8.00	8.10	7.60	7.60	8.00	7.800			11.700	(90)
28	200	HASA Alon	ALB		4.60	6.70	6.60	6.40	7.30	7.40	7.00	6.900			11.500	(93)
					4.00	8.00	8.00	8.00	7.90	8.50	8.10	8.025			12.025	(82)
					5.00	8.20	8.10	8.40	8.20	8.20	8.30	8.225			13.225	(62)
		Total 75.725			6.20	9.00	8.50	9.00	8.90	8.80	9.00	8.925			15.125	(56)
					5.30	8.10	8.60	8.30	8.20	8.30	8.40	8.300			13.600	(63)
					4.60	5.10	5.80	5.50	5.80	5.50	5.80	5.650			10.250	(96)
29	241	ARISTOTELOUS C.	CYP		5.90	8.30	8.10	8.30	8.00	8.30	8.00	8.175			14.075	(38)
					4.00	8.30	7.70	7.70	8.30	7.70	7.30	7.850			11.850	(85)
					4.70	7.20	7.30	7.50	8.00	7.10	7.10	7.275			11.975	(90)
		Total 75.550			5.80	8.40	8.60	8.50	8.70	8.50	8.50	8.525			14.325	(87)
					5.40	7.40	7.60	7.60	7.70	8.00	7.40	7.575			12.975	(80)
					4.80	5.30	6.20	5.60	5.70	5.40	5.50	5.550			10.350	(95)
30	375	BOESCHENSTEIN N.	SUI		6.00	8.70	8.90	9.20	8.70	8.90	8.80	8.825			14.825	(13)
																
					6.10	8.70	8.80	8.60	8.80	8.50	8.90	8.725			14.825	(17)
		Total 74.875			6.60	9.00	9.20	9.30	8.70	9.00	9.00	9.050		15.650	15.650	(32)
					6.20	9.50	9.10	9.40	9.30	9.20	9.30	9.300		15.500		
					6.40	8.80	8.80	8.70	8.60	8.60	8.90	8.725			15.125	(15)
					5.80	8.60	8.90	8.70	8.60	8.50	8.70	8.650			14.450	(16)

Lausanne (SUI) 8 - 11 May 2008

INDIVIDUAL JUDGES SCORES
Men's Seniors - Qualifications For Competitions 3 And 4





































THU 8 MAY 2008 - 18:00

Rank	Bib	Name	NOC Code		A Score	B1	B2	B3	B4	B5	B6	B Score	Pen.	Vault 1 Vault 2	Total	Rank by App.
31	397	ZOZULYA Roman	UKR		5.40	8.50	8.50	8.50	9.00	8.60	8.60	8.550			13.950	(50)
																
					5.70	8.80	8.70	8.70	8.70	8.60	8.80	8.725			14.425	(25)
		Total 73.725			6.60	9.50	9.50	9.40	9.40	9.40	9.30	9.425			16.025	(10)
					6.30	8.90	9.00	9.00	8.90	8.70	8.30	8.875			15.175	(13)
					5.50	8.70	8.70	8.70	8.70	8.40	8.50	8.650			14.150	(23)
32	274	FOLWELL Luke	GBR		5.60	8.90	9.00	9.20	9.00	9.20	9.10	9.075	0.1		14.575	(23)
					5.20	9.10	9.00	8.60	8.80	9.40	8.80	8.925			14.125	(35)
					6.00	8.60	8.30	8.20	8.30	8.30	8.30	8.300			14.300	(31)
		Total 73.125			6.20	9.50	9.30	9.40	9.50	9.40	9.40	9.425			15.625	(35)
					5.60	9.00	9.00	9.00	8.80	8.80	8.80	8.900			14.500	(28)
																
33	287	MARKOUSIS Dimitrios	GRE		6.40	8.40	8.60	8.70	8.70	8.60	8.50	8.600	0.1		14.900	(12)
																
					5.30	9.00	8.70	9.20	8.60	9.10	8.90	8.925			14.225	(35)
		Total 73.050			6.20	9.20	9.40	9.40	9.40	9.40	9.40	9.400	0.1	15.500	15.500	(42)
					6.60	8.70	8.80	8.50	8.50	8.50	8.60	8.575	0.3	14.875		
					5.50	8.70	8.80	8.80	8.80	8.80	8.80	8.800			14.300	(41)
					5.60	8.30	8.90	8.70	8.50	8.40	8.50	8.525			14.125	(24)
34	257	MUNOZ Sergio	ESP		5.90	8.70	8.30	8.50	8.60	8.40	8.50	8.500	0.5		13.900	(51)
					5.70	8.50	8.50	8.40	8.80	8.50	8.40	8.475			14.175	(33)
					6.20	8.60	8.60	8.50	8.50	8.70	8.40	8.550			14.750	(18)
		Total 72.600			6.60	9.50	9.40	9.40	9.30	9.20	9.50	9.400		16.000	16.000	(13)
					6.20	9.30	9.30	9.20	9.00	9.20	9.20	9.225		15.425		
																
					5.70	7.60	8.10	8.20	8.10	8.10	8.00	8.075			13.775	(41)
35	266	DA SILVA Gaël	FRA		6.40	8.40	9.10	9.10	9.00	8.70	8.80	8.900	0.4		14.900	(11)
																
					6.10	8.90	8.50	8.40	8.60	8.20	8.50	8.500			14.600	(22)
		Total 72.325			6.60	9.00	9.00	9.20	8.70	8.90	9.10	9.000			15.600	(37)
					6.50	8.50	8.70	8.30	8.50	8.40	8.40	8.450			14.950	(18)
					5.50	6.60	6.90	6.90	6.80	6.40	6.80	6.775			12.275	(83)
36	270	SMITH Louis	GBR		5.30	8.90	9.20	8.80	9.10	9.00	9.00	9.000			14.300	(29)
					6.10	8.30	8.40	8.30	8.40	8.40	8.50	8.375			14.475	(25)
																
		Total 72.175			6.20	9.20	9.10	9.40	9.30	9.20	9.40	9.275			15.475	(43)
					5.30	9.00	9.10	9.10	8.90	8.90	8.90	8.975			14.275	(43)
					5.30	8.30	8.30	8.60	8.30	8.50	8.20	8.350			13.650	(47)

Lausanne (SUI) 8 - 11 May 2008

INDIVIDUAL JUDGES SCORES
Men's Seniors - Qualifications For Competitions 3 And 4






































THU 8 MAY 2008 - 18:00

Rank	Bib	Name	NOC Code		A Score	B1	B2	B3	B4	B5	B6	B Score	Pen.	Vault 1 Vault 2	Total	Rank by App.
37	321	BUTAUTAS Tadas	LTU		4.30	7.80	7.80	8.00	8.10	7.80	7.80	7.850			12.150	(91)
					4.50	7.00	7.70	7.70	7.40	7.40	8.00	7.550			12.050	(81)
					3.60	6.80	7.30	7.10	7.70	6.20	7.40	7.150			10.750	(93)
		Total 71.650			4.60	9.20	9.30	9.20	9.30	9.30	9.20	9.250			13.850	(92)
					3.80	9.30	9.50	9.30	8.90	9.00	9.20	9.200		13.000		
					3.70	7.50	7.30	7.00	7.30	7.00	6.60	7.150			10.850	(98)
					4.30	7.60	7.80	7.70	7.70	7.60	8.10	7.700			12.000	(86)
38	302	JOCHUMSSON Ingvar	ISL		4.30	7.90	7.80	7.80	7.90	8.20	8.00	7.900			12.200	(89)
					3.40	7.40	7.70	7.40	7.70	7.80	7.20	7.550			10.950	(95)
					3.70	6.50	6.90	7.10	8.00	6.50	6.90	6.850			10.550	(95)
		Total 70.625			4.60	9.50	9.20	9.50	9.50	9.30	9.30	9.400			14.000	(88)
					4.30	6.80	6.60	6.70	6.60	6.20	5.80	6.525			10.825	(99)
					3.60	8.10	8.50	8.80	8.50	8.60	8.40	8.500			12.100	(85)
39	351	ALMEIDA Pedro	POR		5.70	8.00	8.30	8.20	8.20	8.20	8.30	8.225	0.1		13.825	(55)
					5.00	8.40	8.10	8.20	8.10	8.50	8.60	8.300			13.300	(49)
		Total 70.000														
					5.80	9.50	9.40	9.50	9.20	9.50	9.40	9.450			15.250	(50)
					5.40	9.00	9.10	9.10	8.90	8.90	9.10	9.025			14.425	(32)
					4.60	8.60	8.80	8.80	8.30	8.40	8.60	8.600			13.200	(61)
40	393	YILDIZ Fatih	TUR		4.90	8.60	8.70	8.40	8.10	8.50	8.60	8.525	0.1		13.325	(73)
					2.00	1.50	0.50	0.80	1.30	0.40	0.40	0.750			2.750	(100)
					4.40	8.20	8.40	8.30	8.50	8.30	8.50	8.375			12.775	(77)
		Total 69.200			5.40	9.10	9.30	9.20	9.20	9.10	9.10	9.150			14.550	(79)
					4.00	9.20	9.20	9.30	9.20	8.80	8.70	9.100			13.100	(76)
					4.00	9.10	8.80	8.80	8.60	8.60	8.60	8.700			12.700	(78)
41	336	ZONDERLAND Herre	NED		5.20	7.90	8.50	8.60	8.10	8.50	8.30	8.350			13.550	(67)
					4.60	7.80	8.20	8.50	8.30	8.40	7.50	8.175			12.775	(60)
		Total 68.800														
					6.20	8.40	8.20	8.60	8.50	8.60	8.60	8.525	0.1		14.625	(76)
					5.10	8.70	8.60	8.60	9.00	9.00	8.90	8.800			13.900	(55)
					5.40	8.80	8.50	8.50	8.70	8.40	8.50	8.550			13.950	(31)
42	307	ARONOVICH Felix	ISR		5.30	7.70	7.90	8.20	8.00	7.80	8.00	7.925			13.225	(74)
					5.40	9.00	8.70	8.90	8.60	8.50	9.00	8.800			14.200	(30)
					5.10	8.10	8.50	8.10	8.30	7.70	8.00	8.125			13.225	(63)
		Total 68.175														
					5.30	8.90	8.90	8.80	8.80	8.90	8.30	8.850			14.150	(46)
					5.20	8.30	7.90	8.30	8.40	7.90	8.20	8.175			13.375	(57)

Lausanne (SUI) 8 - 11 May 2008

INDIVIDUAL JUDGES SCORES
Men's Seniors - Qualifications For Competitions 3 And 4








































THU 8 MAY 2008 - 18:00

Rank	Bib	Name	NOC Code		A Score	B1	B2	B3	B4	B5	B6	B Score	Pen.	Vault 1 Vault 2	Total	Rank by App.
43	242	ARISTOTELOUS P.	CYP		5.30	7.60	7.40	7.80	7.70	8.00	7.60	7.675	0.2		12.775	(82)
					4.50	8.70	8.10	8.80	8.40	8.60	8.70	8.600			13.100	(53)
																
		Total 65.375			5.40	9.40	9.20	9.40	9.40	9.10	9.10	9.275			14.675	(72)
					4.90	7.90	7.40	7.60	7.70	8.40	7.10	7.650			12.550	(89)
					5.30	6.80	7.00	7.80	7.30	6.80	6.50	6.975			12.275	(82)
44	374	RUTAR Klemen	SLO		5.30	8.20	8.50	8.40	8.40	8.40	8.50	8.425			13.725	(61)
					4.80	7.30	7.40	7.40	7.30	7.00	7.90	7.350			12.150	(77)
					5.00	7.80	8.30	8.50	8.10	8.80	8.50	8.350			13.350	(55)
		Total 64.900			0.00	0.00	0.00	0.00	0.00	0.00	0.00	0.000			0.000	(96)
					5.20	8.90	9.10	9.30	9.30	9.00	9.20	9.150			14.350	(36)
					3.60	7.10	8.00	7.50	7.70	7.80	7.90	7.725			11.325	(92)
45	227	KASPIAROVICH Dimitri	BLR		6.00	8.40	8.40	8.70	8.40	8.50	8.50	8.450	0.1		14.350	(28)
																
					6.50	8.50	8.30	8.40	8.40	8.60	8.60	8.475			14.975	(13)
		Total 60.825			7.00	9.10	9.10	9.00	9.10	9.30	9.30	9.150		16.150	16.150	(8)
					7.00	9.20	9.20	9.20	9.10	9.20	9.30	9.200		16.200		
					6.50	8.90	8.80	8.90	8.90	8.80	8.30	8.850			15.350	(11)
46	357	SELARIU Dorin Razvan	ROU		6.40	9.10	8.90	9.10	9.10	8.80	8.90	9.000			15.400	(3)
																
																
		Total 60.825			6.60	9.50	9.30	9.60	9.50	9.60	9.60	9.550		16.150	16.150	(7)
					6.60	9.60	9.50	9.60	9.40	9.40	9.50	9.500		16.100		
					6.00	9.10	9.00	9.00	8.80	8.80	8.80	8.900			14.900	(21)
					6.00	8.30	8.20	8.70	8.60	8.20	8.40	8.375			14.375	(18)
47	238	MOZNIK Darijo	CRO		3.90	8.60	8.90	8.70	8.30	8.70	9.00	8.725			12.625	(84)
																
					2.40	8.00	8.30	8.20	8.40	8.50	8.40	8.325			10.725	(94)
		Total 60.675			4.60	9.30	9.30	9.30	9.20	9.10	9.30	9.275			13.875	(91)
					4.00	8.70	8.40	8.40	8.30	7.80	8.30	8.350			12.350	(93)
					4.40	7.00	6.80	6.40	7.00	6.40	6.60	6.700			11.100	(94)
48	230	JOVTCHEV Jordan	BUL		5.60	9.00	9.30	9.00	8.60	8.40	9.00	8.900			14.500	(24)
																
					7.10	8.90	8.90	9.00	9.20	8.60	9.00	8.950			16.050	(2)
		Total 60.675			6.20	9.60	9.40	9.50	9.60	9.50	9.50	9.525			15.725	(29)
					5.30	9.10	9.20	9.00	9.00	9.10	9.20	9.100			14.400	(35)
																

Lausanne (SUI) 8 - 11 May 2008

INDIVIDUAL JUDGES SCORES
Men's Seniors - Qualifications For Competitions 3 And 4





































THU 8 MAY 2008 - 18:00

Rank	Bib	Name	NOC Code		A Score	B1	B2	B3	B4	B5	B6	B Score	Pen.	Vault 1 Vault 2	Total	Rank by App.
49	268	KARBANENKO Dimitri	FRA		5.70	8.80	9.00	8.80	8.60	8.70	9.30	8.825	0.1		14.425	(26)
																
																
		Total 60.125			6.60	9.60	9.50	9.50	9.50	9.50	9.50	9.500			16.100	(9)
					6.20	9.00	8.70	8.70	8.70	8.80	8.70	8.725			14.925	(20)
					6.00	8.90	8.80	8.60	8.60	8.30	8.70	8.675			14.675	(12)
50	355	POPESCU Ilie Daniel	ROU		5.90	9.20	9.00	9.00	9.10	8.60	9.00	9.025			14.925	(10)
					6.20	8.50	8.30	8.20	8.30	8.40	8.50	8.375			14.575	(21)
					6.40	7.80	7.70	7.90	7.70	7.50	7.30	7.675			14.075	(40)
		Total 60.025			7.00	9.50	9.50	9.40	9.40	9.50	9.40	9.450		16.450	16.450	(2)
					7.00	9.10	9.10	9.10	9.00	9.20	9.00	9.075	0.4	15.675		
																
																
51	285	MARAS Vlasios	GRE		4.80	8.80	8.80	8.70	8.30	9.20	9.00	8.825			13.625	(64)
					5.30	8.70	8.90	9.10	9.00	9.10	9.10	9.025			14.325	(28)
																
		Total 59.475			6.60	9.30	9.30	9.20	9.40	9.20	9.40	9.300	0.1	15.800	15.800	(24)
					7.00	8.70	8.70	8.70	8.60	8.80	8.50	8.675		15.675		
																
					6.80	8.90	9.10	8.90	9.10	8.70	8.80	8.925			15.725	(2)
52	313	MORANDI Matteo	ITA		5.40	9.00	8.80	8.80	8.80	9.00	8.80	8.850			14.250	(34)
																
					6.30	9.00	8.80	8.60	8.70	8.30	9.00	8.775			15.075	(9)
		Total 59.000			6.60	8.80	8.60	8.80	8.60	8.40	8.60	8.650	0.1		15.150	(55)
					5.80	8.60	8.80	8.50	8.90	9.00	8.60	8.725			14.525	(26)
																
53	399	SUPRUN Oleksandr	UKR		6.10	8.40	8.10	8.50	8.40	8.40	8.40	8.400			14.500	(25)
					5.50	9.00	9.10	9.00	9.00	9.30	9.20	9.075			14.575	(20)
																
		Total 58.975			6.60	9.30	9.40	9.20	9.20	9.10	9.20	9.225			15.825	(23)
																
					5.60	8.40	8.30	8.70	8.60	8.50	8.40	8.475			14.075	(27)
54	360	KHOROKHORDIN Sergei	RUS		5.90	8.00	8.20	8.00	8.50	8.00	8.30	8.125			14.025	(45)
																
					6.30	8.80	8.70	8.80	8.50	8.30	8.80	8.700			15.000	(11)
		Total 58.625			6.50	8.60	8.60	8.80	8.70	8.60	8.20	8.625			15.125	(16)
					6.30	8.10	8.30	8.50	8.10	8.10	8.20	8.175			14.475	(15)
																
																

Lausanne (SUI) 8 - 11 May 2008





































INDIVIDUAL JUDGES SCORES
Men's Seniors - Qualifications For Competitions 3 And 4

THU 8 MAY 2008 - 18:00

Rank	Bib	Name	NOC Code		A Score	B1	B2	B3	B4	B5	B6	B Score	Pen.	Vault 1 Vault 2	Total	Rank by App.
55	273	THOMAS Kristian	GBR		6.10	9.10	9.30	9.30	9.10	8.90	9.00	9.125			15.225	(4)
																
					5.40	8.30	8.20	8.20	8.40	8.10	8.50	8.275			13.675	(49)
		Total 58.125			6.60	8.60	8.70	8.80	8.70	8.60	8.40	8.650			15.250	(53)
																
					5.40	8.50	8.60	8.80	8.70	8.50	8.50	8.575			13.975	(29)
56	233	BATINKOV Aleksandar	BUL		5.80	8.70	8.70	8.80	8.40	8.10	8.60	8.600	0.1		14.300	(31)
																
																
		Total 58.075			6.20	9.30	9.20	9.50	9.50	9.10	9.30	9.325	0.1		15.425	(45)
					5.70	8.50	8.40	8.30	8.40	8.30	8.30	8.350			14.050	(52)
					5.70	8.80	8.50	8.70	8.70	8.40	8.50	8.600			14.300	(20)
57	260	AALTO Sami	FIN		5.40	8.70	8.90	8.90	9.00	8.40	8.90	8.850			14.250	(33)
																
					5.40	9.00	8.80	8.90	8.80	8.80	8.80	8.825			14.225	(36)
		Total 58.000			6.20	9.50	9.30	9.50	9.20	9.40	9.50	9.425			15.625	(33)
					4.80	9.00	9.20	9.20	9.00	9.10	9.10	9.100			13.900	(54)
																
58	282	BOY Philipp	GER		6.10	8.30	8.40	8.70	8.40	8.70	8.60	8.525			14.625	(22)
					5.70	8.80	8.40	8.90	9.10	8.70	8.90	8.825			14.525	(23)
																
		Total 57.325														
					5.60	7.90	7.80	7.60	8.30	8.30	7.90	7.975			13.575	(65)
					6.20	8.30	8.50	8.50	8.40	8.40	8.20	8.400			14.600	(13)
59	271	BREWER Ross	GBR		6.10	8.60	7.90	8.40	8.60	8.50	8.80	8.525			14.625	(18)
					5.70	8.60	8.30	8.50	8.10	8.60	8.70	8.500			14.200	(37)
																
		Total 57.300			5.90	9.00	8.70	9.10	9.10	9.20	8.90	9.025			14.925	(19)
					5.10	8.60	8.40	8.00	8.50	8.30	8.60	8.450			13.550	(51)
																
60	305	SHATILOV Alexander	ISR		5.80	8.20	8.10	8.10	8.30	8.00	8.20	8.150	0.1		13.850	(54)
					5.30	8.70	8.80	8.60	8.60	8.80	8.60	8.675			13.975	(40)
																
		Total 57.225			6.20	9.50	9.50	9.60	9.50	9.60	9.50	9.525			15.725	(27)
					4.80	9.20	8.90	8.90	8.80	8.90	8.70	8.875			13.675	(58)
																





































Lausanne (SUI) 8 - 11 May 2008

INDIVIDUAL JUDGES SCORES
Men's Seniors - Qualifications For Competitions 3 And 4
THU 8 MAY 2008 - 18:00

Rank	Bib	Name	NOC Code		A Score	B1	B2	B3	B4	B5	B6	B Score	Pen.	Vault 1 Vault 2	Total	Rank by App.		
61	225	SAVENKOV Denis	BLR		6.00	7.90	8.00	8.10	7.80	8.10	8.30	8.025			14.025	(46)		
					4.90	9.10	9.00	8.90	8.80	8.90	8.90	8.925			13.825	(42)		
		Total 57.150																
					6.20	9.50	9.50	9.60	9.50	9.50	9.60	9.525					15.725	(27)
																		
					5.60	7.70	7.90	8.10	8.20	8.00	7.90	7.975					13.575	(49)
62	346	KULESZA Roman	POL		5.10	9.20	9.00	8.90	8.90	8.90	8.90	8.925			14.025	(43)		
					5.10	7.70	7.60	7.40	8.20	8.30	7.80	7.825			12.925	(57)		
		Total 57.075																
					6.00	9.30	9.10	9.00	9.20	9.20	9.00	9.125					15.125	(14)
					6.30	8.90	8.90	8.40	8.60	8.60	8.70	8.700					15.000	(7)
																		
63	350	CAMPOS Manuel	POR		6.00	9.20	9.20	9.30	9.20	9.20	9.20	9.200			15.200	(6)		
																		
		Total 57.000			5.60	8.80	8.80	8.40	8.60	8.90	8.60	8.700					14.300	(30)
																		
					5.60	8.50	8.50	8.40	8.40	8.70	8.10	8.450					14.050	(51)
					5.30	8.20	8.20	8.30	8.30	7.90	7.90	8.150					13.450	(56)
64	292	SZALONTAI Istvan	HUN		5.90	8.40	8.30	8.20	8.20	7.90	8.00	8.175			14.075	(40)		
																		
		Total 56.975																
					6.60	9.50	9.10	9.30	8.90	9.20	9.00	9.150	15.750	15.750	(25)			
					6.20	9.30	9.10	9.30	9.30	9.10	9.30	9.250	15.450					
					5.60	7.80	7.80	7.70	7.80	7.70	7.80	7.775				13.375	(70)	
65	258	GARCIA Arkaitz	ESP															
					4.30	8.40	7.70	8.00	8.00	8.30	8.40	8.175				12.475	(67)	
		Total 56.775																
					6.60	9.50	9.30	9.40	9.40	9.40	9.30	9.375					15.975	(15)
					6.20	8.20	8.30	8.00	8.30	8.30	8.60	8.275					14.475	(31)
					5.70	8.20	7.90	8.50	8.20	8.00	8.20	8.150					13.850	(33)
66	262	TANSKANEN Jani	FIN		4.70	9.10	9.20	9.10	9.00	8.90	9.10	9.075	0.2		13.575	(65)		
					5.70	8.70	9.00	9.10	9.30	9.10	9.10	9.075				14.775	(14)	
		Total 56.575																
					5.40	9.20	9.10	9.20	9.10	9.00	9.20	9.150	0.1				14.450	(81)
																		
					5.50	8.30	8.20	8.30	8.30	8.30	8.20	8.275					13.775	(38)





































Lausanne (SUI) 8 - 11 May 2008

INDIVIDUAL JUDGES SCORES
Men's Seniors - Qualifications For Competitions 3 And 4
THU 8 MAY 2008 - 18:00

Rank	Bib	Name	NOC Code		A Score	B1	B2	B3	B4	B5	B6	B Score	Pen.	Vault 1 Vault 2	Total	Rank by App.
67	232	VOVK Yaroslav	BUL													
					4.50	8.50	8.40	8.90	8.70	8.80	8.70	8.675			13.175	(51)
																
		Total 55.600			6.60	8.70	8.70	8.50	8.70	8.70	8.80	8.700			15.300	(49)
					5.70	8.70	8.50	8.20	8.70	8.70	8.60	8.625			14.325	(38)
					5.00	7.70	7.70	8.20	8.30	7.30	7.60	7.800			12.800	(77)
68	294	HIDVEGI Vid	HUN													
					6.30	8.60	8.30	8.70	8.30	8.50	8.40	8.450			14.750	(15)
					4.70	8.30	8.60	8.20	8.40	8.10	5.00	8.250			12.950	(71)
		Total 55.125														
					5.60	8.40	8.80	8.50	8.50	8.90	8.50	8.575			14.175	(44)
					5.00	8.30	8.00	8.30	8.50	8.00	8.40	8.250			13.250	(59)
69	210	BALDAUF Marco	AUT													
					4.70	7.90	7.20	7.80	8.00	7.80	7.60	7.775			12.475	(68)
					5.30	8.40	8.30	7.60	7.70	7.90	8.10	8.000			13.300	(58)
		Total 55.000														
					5.30	9.10	9.10	9.00	9.00	8.80	8.90	9.000			14.300	(40)
					6.10	9.00	8.90	8.70	8.80	8.70	8.90	8.825			14.925	(9)
70	347	KIERZKOWSKI Adam	POL													
					4.40	8.80	8.40	8.50	8.60	8.80	8.60	8.625			13.025	(55)
					5.00	7.90	8.20	7.80	7.80	8.00	7.90	7.900			12.900	(73)
		Total 54.950														
					6.40	8.90	9.10	9.00	9.00	9.00	8.70	8.975			15.375	(10)
					5.00	8.70	8.80	8.60	8.60	8.70	8.50	8.650			13.650	(46)
71	386	BOSTROM Jimmy	SWE													
					5.40	8.70	8.30	8.50	8.80	8.80	8.70	8.675			14.075	(39)
					4.70	7.00	6.90	7.30	6.90	7.00	7.30	7.050			11.750	(86)
		Total 53.925														
					6.20	9.00	8.80	8.80	8.50	8.80	8.80	8.800	0.1		14.900	(63)
					5.10	8.10	8.00	8.20	8.10	8.20	7.90	8.100			13.200	(74)
72	220	VAN DAMME Koen	BEL													
					6.00	8.50	8.60	8.10	8.00	8.60	8.40	8.400			14.400	(27)
					6.30	8.00	8.00	7.90	8.20	7.90	8.40	8.025			14.325	(29)
		Total 53.350														
					5.80	7.60	8.20	7.50	7.50	7.40	7.10	7.500			13.300	(73)
					4.20	7.00	7.60	7.40	7.20	6.90	6.70	7.125			11.325	(93)





































Lausanne (SUI) 8 - 11 May 2008

INDIVIDUAL JUDGES SCORES
Men's Seniors - Qualifications For Competitions 3 And 4
THU 8 MAY 2008 - 18:00

Rank	Bib	Name	NOC Code		A Score	B1	B2	B3	B4	B5	B6	B Score	Pen.	Vault 1 Vault 2	Total	Rank by App.
73	388	HAGELIN Patrik	SWE		4.60	7.10	6.70	7.30	7.80	6.90	7.00	7.075	0.2		11.475	(94)
																
					4.90	9.00	8.80	8.60	8.20	8.40	8.80	8.650			13.550	(51)
		Total 52.850			5.40	9.20	9.30	9.30	9.40	9.30	9.30	9.300			14.700	(70)
																
					4.90	8.20	8.10	8.30	8.20	8.40	8.20	8.225			13.125	(63)
74	365	NIKOLIC Dimitrije	SRB		5.00	7.50	8.00	7.50	7.60	8.00	7.90	7.750	0.2		12.550	(85)
																
																
		Total 52.525			5.40	9.20	9.30	9.10	9.20	9.00	9.30	9.200			14.600	(77)
					4.40	8.00	7.40	7.40	7.80	7.40	7.30	7.500			11.900	(96)
					5.00	8.40	8.30	8.60	8.60	8.60	8.30	8.475			13.475	(54)
75	344	LARSEN Daniel	NOR		4.60	8.70	8.80	8.50	8.10	8.50	8.50	8.550			13.150	(75)
					4.40	7.70	6.90	7.40	7.60	7.50	7.50	7.500			11.900	(84)
																
		Total 52.250			5.80	9.40	9.00	9.50	9.20	9.40	9.40	9.350			15.150	(54)
					4.30	8.10	7.60	7.70	7.90	7.80	7.10	7.750			12.050	(94)
																
76	212	KRANZLMUELLER Lukas	AUT		4.70	8.20	8.00	7.80	8.10	8.50	8.00	8.075	0.4		12.375	(87)
					3.40	8.00	7.60	7.70	7.90	8.50	7.40	7.800			11.200	(93)
																
		Total 51.725			5.40	9.30	9.20	9.20	9.30	9.40	9.40	9.300			14.700	(69)
					4.50	8.90	9.10	8.90	9.00	9.00	8.70	8.950			13.450	(68)
																
77	239	MOZNIK Marijo	CRO													
																
					3.20	8.30	8.60	8.20	8.30	7.90	8.40	8.300			11.500	(92)
		Total 51.675			5.40	9.50	9.40	9.40	9.30	9.20	9.20	9.325			14.725	(68)
					3.50	9.00	8.80	9.10	8.80	8.90	8.60	8.875			12.375	(91)
					5.80	7.10	7.80	7.60	7.20	7.00	7.20	7.275			13.075	(68)
78	254	WINDFELD HELLSTEN A.	DEN		5.20	8.30	8.60	8.80	8.80	8.50	8.50	8.600	0.1		13.700	(62)
					4.10	8.00	8.40	7.50	7.90	8.30	8.30	8.125			12.225	(73)
																
		Total 51.625			4.60	8.20	8.30	8.40	8.20	8.40	8.20	8.275			12.875	(81)
					4.50	8.10	8.30	8.50	8.30	8.40	8.30	8.325			12.825	(75)
																





































Lausanne (SUI) 8 - 11 May 2008

INDIVIDUAL JUDGES SCORES
Men's Seniors - Qualifications For Competitions 3 And 4
THU 8 MAY 2008 - 18:00

Rank	Bib	Name	NOC Code		A Score	B1	B2	B3	B4	B5	B6	B Score	Pen.	Vault 1 Vault 2	Total	Rank by App.
79	263	KUUSELA Ilkka	FIN													
					4.20	6.80	6.40	7.50	7.80	7.00	7.10	7.100			11.300	(92)
					4.40	8.00	8.10	8.40	8.60	8.10	8.00	8.150			12.550	(81)
		Total 51.600														
					5.60	8.30	8.20	8.20	8.00	8.10	8.20	8.175			13.775	(57)
					5.20	8.80	9.00	8.80	8.60	8.70	8.80	8.775			13.975	(28)
80	341	HANCHE OLSEN Joachim	NOR													
					4.40	7.80	6.80	7.40	7.10	7.00	7.30	7.200			11.600	(90)
					4.60	8.40	8.50	8.50	7.70	8.30	8.40	8.400			13.000	(67)
		Total 51.600														
					5.50	7.90	8.00	8.10	8.00	8.10	8.00	8.025			13.525	(66)
					4.90	8.60	8.60	8.70	8.50	8.60	8.30	8.575			13.475	(53)
81	330	SHKURATKOV V.	MDA													
					1.90	0.50	0.40	0.30	0.10	1.20	0.50	0.425	0.4		1.925	(96)
					4.60	7.40	7.60	7.40	7.20	7.80	7.60	7.500			12.100	(80)
					5.20	7.60	7.60	7.50	7.70	7.20	7.50	7.550			12.750	(78)
		Total 51.175														
					5.00	7.80	7.80	7.50	7.60	7.80	7.40	7.675			12.675	(86)
					3.70	8.10	8.40	7.50	7.60	8.10	8.30	8.025			11.725	(89)
82	385	SLANVALL Bjorn	SWE													
					4.90	7.00	7.80	7.20	7.40	7.40	7.30	7.325			12.225	(74)
					5.30	7.00	7.50	7.40	7.40	6.70	6.70	7.125			12.425	(85)
		Total 50.750														
					5.00	7.50	7.50	7.40	7.20	7.40	7.20	7.375			12.375	(92)
					5.90	7.70	7.90	7.80	8.00	7.90	7.70	7.825			13.725	(43)
83	392	SAFAK Ersin	TUR													
					4.60	8.80	8.30	8.50	8.40	8.50	8.50	8.475			13.075	(76)
					4.60	7.20	6.90	7.00	7.20	7.20	6.80	7.075			11.675	(88)
					4.40	8.00	8.20	8.20	8.30	7.30	8.00	8.100			12.500	(83)
		Total 48.675														
					3.00	8.60	8.40	8.60	8.50	8.20	8.10	8.425			11.425	(97)
84	363	KRYUKOV Nikolai	RUS													
					6.40	9.50	9.40	9.40	9.30	9.50	9.40	9.425			15.825	(1)
																
		Total 47.925			6.60	9.40	9.30	9.40	9.20	9.20	9.30	9.300			15.900	(20)
					6.70	9.50	9.50	9.50	9.50	9.50	9.40	9.500			16.200	(1)





































Lausanne (SUI) 8 - 11 May 2008

INDIVIDUAL JUDGES SCORES
Men's Seniors - Qualifications For Competitions 3 And 4
THU 8 MAY 2008 - 18:00

Rank	Bib	Name	NOC Code		A Score	B1	B2	B3	B4	B5	B6	B Score	Pen.	Vault 1 Vault 2	Total	Rank by App.
85	281	JUCKEL Robert	GER													
					5.80	9.30	8.80	8.90	9.20	9.10	9.20	9.100			14.900	(9)
					6.20	8.60	8.70	8.80	8.60	8.60	8.70	8.650			14.850	(15)
		Total 45.575			6.60	9.20	9.30	9.40	9.50	9.20	9.40	9.325	0.1		15.825	(22)
																
																
86	283	NGUYEN Marcel	GER		6.30	8.60	8.80	8.60	9.00	8.90	8.20	8.725			15.025	(9)
																
																
		Total 45.200			6.60	9.40	9.30	9.30	9.40	9.60	9.40	9.375	0.1		15.875	(21)
					6.30	8.20	7.80	7.50	8.20	8.60	7.80	8.000			14.300	(42)
																
87	255	BOTELLA PEREZ Isaac	ESP		6.30	8.70	8.90	8.70	8.40	8.40	8.50	8.575	0.1		14.775	(16)
																
					6.10	8.70	8.60	8.50	8.50	8.60	8.70	8.600			14.700	(20)
		Total 45.100			6.60	9.40	9.00	9.00	9.20	9.20	9.10	9.125	0.1	15.625	15.625	(36)
					6.60	9.10	8.90	9.10	8.80	9.00	9.00	9.000	0.3	15.300		
																
88	377	RAMSEIER Mark	SUI													
					6.10	8.60	8.20	8.50	8.30	8.00	8.40	8.350			14.450	(26)
					6.40	8.50	8.70	8.40	8.20	8.60	8.70	8.550			14.950	(14)
		Total 45.075			6.60	9.10	9.20	9.00	9.00	9.20	9.00	9.075			15.675	(30)
																
																
89	362	RYAZANOV Yury	RUS													
					5.90	8.40	8.50	9.00	8.80	8.90	8.90	8.775			14.675	(17)
					6.40	9.20	9.10	9.00	8.70	9.20	8.90	9.050			15.450	(4)
		Total 44.675														
																
					6.10	8.40	8.40	8.50	8.50	8.50	8.30	8.450			14.550	(14)
90	267	CUCHERAT Yann	FRA													
					5.30	8.80	9.00	8.70	8.90	8.80	9.20	8.875			14.175	(32)
																
		Total 44.600			6.70	9.00	8.60	8.70	8.90	9.00	8.80	8.850			15.550	(8)
					6.50	8.20	8.50	8.50	8.40	8.30	8.30	8.375			14.875	(10)
																







































Lausanne (SUI) 8 - 11 May 2008

INDIVIDUAL JUDGES SCORES
Men's Seniors - Qualifications For Competitions 3 And 4
THU 8 MAY 2008 - 18:00

Rank	Bib	Name	NOC Code		A Score	B1	B2	B3	B4	B5	B6	B Score	Pen.	Vault 1 Vault 2	Total	Rank by App.
91	310	ANGIOLETTI Matteo	ITA		5.70	8.80	8.60	8.90	8.70	8.60	8.70	8.700	0.1		14.300	(30)
																
					6.30	9.00	8.70	8.80	8.50	8.70	8.90	8.775			15.075	(10)
		Total 44.450			6.60	8.70	8.60	8.50	8.40	8.40	8.40	8.475			15.075	(58)
																
																
92	228	TSAREVICH Aliaksandr	BLR													
					6.10	8.50	8.50	9.00	8.70	8.70	8.20	8.600			14.700	(16)
																
		Total 44.100			6.40	9.20	9.10	9.20	9.10	9.20	8.60	9.150			15.550	(7)
					5.70	8.10	8.10	7.90	8.20	8.20	8.20	8.150			13.850	(34)
																
93	269	RODRIGUES Danny	FRA		5.80	8.50	8.80	8.40	8.20	8.10	8.10	8.300			14.100	(37)
					5.30	9.00	8.90	8.70	8.70	8.80	8.80	8.800			14.100	(37)
					7.10	9.00	8.80	8.60	8.50	8.90	8.90	8.800			15.900	(3)
		Total 44.100														
																
																
94	291	CZINGLI Laszlo	HUN		5.10	8.30	8.90	8.60	8.90	8.60	8.80	8.725	0.1		13.725	(59)
																
					5.80	8.50	8.60	8.50	8.60	8.00	8.80	8.550			14.350	(27)
		Total 44.075			6.60	9.40	9.30	9.50	9.40	9.50	9.30	9.400			16.000	(12)
																
																
95	289	DOULKERIDIS Michail	GRE		6.00	8.30	8.50	8.50	8.40	8.70	8.00	8.425			14.425	(27)
																
					6.20	9.60	9.40	9.50	9.50	9.40	9.40	9.450			15.650	(31)
		Total 43.900			5.30	8.10	8.80	8.60	8.60	8.40	8.50	8.525			13.825	(35)
																
																
96	311	BUSNARI Alberto	ITA													
					5.90	8.30	8.60	8.80	8.80	8.40	8.60	8.600			14.500	(24)
																
		Total 43.200			5.50	9.10	9.00	9.10	9.10	9.10	8.50	9.075			14.575	(25)
					5.70	8.30	8.60	8.40	8.60	8.40	8.30	8.425			14.125	(25)
																





































Lausanne (SUI) 8 - 11 May 2008

INDIVIDUAL JUDGES SCORES
Men's Seniors - Qualifications For Competitions 3 And 4
THU 8 MAY 2008 - 18:00

Rank	Bib	Name	NOC Code		A Score	B1	B2	B3	B4	B5	B6	B Score	Pen.	Vault 1 Vault 2	Total	Rank by App.
97	380	PIASECKY Samuel	SVK		5.90	9.00	9.30	8.90	8.80	8.80	8.80	8.875			14.775	(15)
																
																
																
					6.30	9.20	9.40	9.10	9.20	9.10	9.20	9.175			15.475	(9)
					5.70	7.00	7.20	7.60	7.20	7.20	7.20	7.200			12.900	(73)
																
		Total 43.150														
98	259	GOMEZ Javier	ESP		6.00	8.50	8.30	8.60	8.70	8.80	8.70	8.625			14.625	(21)
																
																
																
					6.00	8.60	8.60	8.50	8.50	8.40	8.30	8.500			14.500	(29)
					5.50	8.40	8.50	8.70	8.40	8.30	8.60	8.475			13.975	(30)
																
		Total 43.100														
99	379	MANNHART Dennis	SUI		5.70	9.00	9.30	9.00	9.00	9.10	9.00	9.025			14.725	(17)
					5.40	8.60	8.90	8.80	9.10	9.00	8.80	8.875			14.275	(29)
																
																
					5.50	8.80	8.60	8.60	8.50	8.70	8.50	8.600			14.100	(49)
																
		Total 43.100														
100	353	ALMEIDA Simao	POR													
																
					5.10	8.40	8.40	8.70	8.30	8.60	8.40	8.450			13.550	(52)
					5.80	9.50	9.30	9.40	9.40	9.40	9.40	9.400	0.1		15.100	(57)
					5.40	8.90	8.70	8.70	8.80	8.80	8.50	8.750			14.150	(47)
																
		Total 42.800														
101	264	TUUHA Tomi	FIN		5.00	8.60	8.30	8.40	8.50	8.30	8.50	8.425			13.425	(70)
																
					5.00	8.30	8.40	8.50	8.20	8.10	8.50	8.350			13.350	(56)
					6.60	9.50	9.50	9.50	9.40	9.40	9.30	9.450	0.1	15.950	15.950	(16)
					6.20	9.50	9.50	9.50	9.30	9.60	9.50	9.500		15.700		
																
		Total 42.725														
102	286	TSOLAKIDIS Vasileios	GRE													
					4.90	8.70	7.80	7.60	8.30	8.20	8.30	8.150			13.050	(54)
					5.40	8.10	8.40	8.40	8.60	7.90	8.30	8.300			13.700	(46)
																
					6.50	9.30	9.20	9.20	9.20	9.20	9.20	9.200			15.700	(4)
																
		Total 42.450														

Lausanne (SUI) 8 - 11 May 2008





































INDIVIDUAL JUDGES SCORES
Men's Seniors - Qualifications For Competitions 3 And 4
THU 8 MAY 2008 - 18:00

Rank	Bib	Name	NOC Code		A Score	B1	B2	B3	B4	B5	B6	B Score	Pen.	Vault 1 Vault 2	Total	Rank by App.
103	256	CARBALLO Manuel	ESP													
					5.40	8.30	8.20	8.20	8.20	8.30	8.10	8.225			13.625	(43)
					6.30	8.10	8.10	8.00	7.90	8.00	8.60	8.050			14.350	(28)
		Total 42.400														
					6.00	8.60	8.30	8.30	8.40	8.50	8.50	8.425			14.425	(34)
																
104	352	JESUS Carlos	POR													
					5.40	8.90	8.60	8.60	8.80	8.60	8.50	8.650			14.050	(42)
					5.40	8.00	7.50	7.70	8.10	8.10	7.90	7.925			13.325	(48)
																
		Total 42.375			5.80	9.20	9.50	9.30	9.40	9.20	9.30	9.300	0.1		15.000	(60)
																
105	348	LYSZCZARZ Marek	POL													
					5.80	8.50	8.70	9.00	8.20	8.30	8.50	8.500			14.300	(32)
					4.50	7.90	7.80	8.20	8.20	8.00	8.00	8.025			12.525	(82)
		Total 42.350			6.20	9.40	9.30	9.30	9.40	9.20	9.30	9.325		15.525	15.525	(41)
					6.60	8.70	8.60	8.50	8.80	8.60	8.70	8.650		15.250		
																
106	265	WIGNANITZ Raphaël	FRA													
					4.90	7.70	7.40	7.70	7.60	7.80	7.90	7.700			12.600	(64)
					5.00	8.30	8.60	8.70	8.60	8.60	8.80	8.625			13.625	(50)
		Total 42.150			7.00	9.00	8.80	8.70	9.00	8.90	9.30	8.925		15.925	15.925	(19)
					7.00	8.70	8.40	8.80	8.60	8.70	8.80	8.700		15.700		
																
107	284	WEBER Robert	GER													
					5.50	7.00	7.20	7.00	7.20	7.00	7.70	7.100			12.600	(65)
					5.70	8.70	8.60	8.50	8.50	8.20	8.80	8.575			14.275	(32)
		Total 41.925														
					6.70	8.20	8.20	8.50	8.60	8.30	8.40	8.350			15.050	(6)
																
108	339	VAN MINDE Carlo	NED													
					5.60	7.80	8.20	7.80	8.30	8.50	8.00	8.075	0.6		13.075	(77)
																
		Total 41.775			6.20	9.40	9.30	9.40	9.40	9.20	9.30	9.350			15.550	(40)
																
					5.60	7.60	7.60	7.50	7.80	7.40	7.50	7.550			13.150	(62)

Lausanne (SUI) 8 - 11 May 2008





































INDIVIDUAL JUDGES SCORES
Men's Seniors - Qualifications For Competitions 3 And 4

THU 8 MAY 2008 - 18:00

Rank	Bib	Name	NOC Code		A Score	B1	B2	B3	B4	B5	B6	B Score	Pen.	Vault 1 Vault 2	Total	Rank by App.
109	389	TEHLER Elof	SWE		4.90	8.70	8.90	8.70	8.80	8.50	8.50	8.675	0.1		13.475	(68)
																
																
		Total 41.775			5.40	9.30	9.50	9.50	9.50	9.50	9.40	9.475	0.1		14.775	(64)
																
					4.70	9.00	9.10	8.80	8.70	8.60	8.80	8.825			13.525	(52)
110	342	SAMUELSEN Tore	NOR		5.00	7.90	7.80	8.20	8.20	8.40	8.00	8.075			13.075	(78)
																
					5.10	7.40	8.00	7.80	7.60	7.90	7.90	7.800			12.900	(74)
		Total 41.225			6.60	8.90	8.70	8.80	8.50	8.60	9.10	8.750	0.1		15.250	(52)
																
																
111	213	WUESTNER Lukas	AUT		4.80	8.70	8.60	8.70	8.20	8.30	8.80	8.575			13.375	(71)
																
																
		Total 40.975			5.40	9.30	9.10	8.90	9.10	9.20	9.00	9.100			14.500	(80)
																
					5.10	7.80	8.10	8.10	8.50	8.00	7.80	8.000			13.100	(66)
112	288	LYMPANOVNOS Christos	GRE													
					5.30	7.90	8.40	8.40	8.70	8.70	8.70	8.550			13.850	(41)
					5.60	8.40	8.50	8.70	8.80	8.20	8.20	8.450			14.050	(41)
		Total 40.750														
					5.30	7.60	7.60	7.50	7.60	7.50	7.20	7.550			12.850	(82)
																
113	373	BERTONCELJ Saso	SLO		4.10	7.80	7.90	7.10	7.70	8.20	8.00	7.850			11.950	(92)
					6.10	8.70	8.70	8.70	8.90	8.70	8.50	8.700			14.800	(11)
		Total 40.525														
					4.60	9.20	9.20	9.20	9.40	9.00	9.10	9.175			13.775	(93)
																
																
114	338	VAN ASSCHE Anthony	NED													
					4.60	8.20	8.60	8.60	8.10	8.00	8.30	8.300			12.900	(58)
					5.20	8.80	8.70	8.00	8.40	8.50	8.30	8.475			13.675	(48)
		Total 40.200														
					5.20	8.70	8.50	8.00	8.50	8.50	8.20	8.425			13.625	(60)
																






































Lausanne (SUI) 8 - 11 May 2008

INDIVIDUAL JUDGES SCORES
Men's Seniors - Qualifications For Competitions 3 And 4
THU 8 MAY 2008 - 18:00

Rank	Bib	Name	NOC Code		A Score	B1	B2	B3	B4	B5	B6	B Score	Pen.	Vault 1 Vault 2	Total	Rank by App.
115	354	GRACA Bernardo	POR													
					5.50	8.50	8.70	8.60	8.70	8.60	8.90	8.650			14.150	(34)
					4.80	8.30	8.50	7.90	7.70	7.90	8.10	8.050			12.850	(75)
		Total 39.875														
																
					5.00	7.90	7.90	8.00	7.80	7.90	7.60	7.875			12.875	(74)
116	231	YANEV Filip	BUL													
					4.50	7.90	7.50	7.60	7.60	7.60	7.60	7.600			12.100	(79)
					5.00	8.20	8.70	8.10	8.10	8.10	8.50	8.225			13.225	(61)
		Total 39.475														
																
					5.50	8.50	8.60	8.90	9.00	8.60	8.20	8.650			14.150	(22)
117	366	ATANASOVSKI Zarko	SRB													
					4.20	7.70	8.10	8.20	8.00	8.10	8.30	8.100			12.300	(70)
		Total 39.475														
																
					4.40	8.90	9.00	9.30	9.20	8.90	8.40	9.000			13.400	(69)
					5.40	8.30	8.30	8.50	8.50	8.30	8.40	8.375			13.775	(36)
118	234	KUYUMDZHIEV Bogomil	BUL													
					5.20	9.30	9.20	8.80	8.80	8.80	8.90	8.925			14.125	(36)
					4.10	6.80	7.40	7.40	7.30	7.80	7.30	7.350			11.450	(91)
		Total 39.450			5.70	8.20	8.30	8.10	8.10	7.70	8.30	8.175			13.875	(45)
																
																
119	308	SHAHAM Noam	ISR													
																
					5.50	7.30	7.50	7.90	7.70	7.40	7.60	7.550			13.050	(66)
		Total 39.450			6.20	8.30	8.50	8.50	8.20	8.50	8.80	8.450			14.650	(74)
																
					4.10	7.80	7.70	7.70	7.80	7.40	7.30	7.650			11.750	(88)
120	387	FOO George	SWE													
					5.60	7.20	7.00	7.20	7.20	7.40	7.60	7.250			12.850	(59)
					4.40	8.00	8.20	7.90	8.30	7.80	7.90	8.000			12.400	(86)
		Total 38.925														
					5.00	8.80	8.80	8.90	8.60	8.20	8.50	8.675			13.675	(59)
																





































Lausanne (SUI) 8 - 11 May 2008

INDIVIDUAL JUDGES SCORES
Men's Seniors - Qualifications For Competitions 3 And 4
THU 8 MAY 2008 - 18:00

Rank	Bib	Name	NOC Code		A Score	B1	B2	B3	B4	B5	B6	B Score	Pen.	Vault 1 Vault 2	Total	Rank by App.
121	261	KOIVUNEN Riku	FIN													
					5.50	5.50	7.00	6.80	6.60	6.60	6.50	6.625			12.125	(78)
																
		Total 38.250														
					4.60	8.30	8.50	8.50	8.40	8.40	8.20	8.400			13.000	(78)
					5.50	7.50	7.40	7.90	8.00	7.60	7.50	7.625			13.125	(64)
122	246	NOVAK Petr	CZE													
					3.40	7.40	7.10	7.40	7.80	8.00	7.20	7.450			10.850	(97)
																
		Total 36.875														
					4.80	8.50	8.00	8.20	8.40	8.10	7.90	8.175			12.975	(79)
					5.00	7.70	8.40	7.80	8.30	8.00	8.10	8.050			13.050	(69)
123	367	VELJIKOVIC Marko	SRB													
					4.80	6.80	6.60	6.80	6.60	6.60	6.70	6.675	0.1		11.375	(95)
					3.40	5.90	7.30	7.60	6.40	6.70	7.00	6.850			10.250	(96)
		Total 36.075			5.40	9.20	8.90	9.10	9.20	9.00	8.90	9.050			14.450	(82)
																
																
124	244	SHIPPI Panayiotis	CYP													
					4.20	7.90	7.90	7.70	8.40	8.30	8.00	8.025			12.225	(88)
					5.00	7.10	6.90	7.50	7.60	7.00	7.50	7.275			12.275	(72)
		Total 34.050														
																
					3.60	6.00	6.90	4.60	6.60	5.70	5.50	5.950			9.550	(97)
125	364	GOLOTSUTSKOV Anton	RUS													
					6.40	9.10	9.30	9.20	9.10	8.90	9.20	9.150			15.550	(1)
																
		Total 32.100			7.00	9.60	9.30	9.50	9.60	9.50	9.60	9.550			16.550	(1)
					7.00	8.70	8.80	8.90	8.80	9.00	9.00	8.875		16.550	15.875	
																
																
126	390	SAMILOGLU Umit	TUR													
																
																
		Total 31.075			6.20	9.20	9.20	9.30	9.30	9.20	9.40	9.250	0.1		15.350	(48)
																
					6.90	8.80	8.80	9.20	9.10	8.60	8.50	8.825			15.725	(3)





































Lausanne (SUI) 8 - 11 May 2008

INDIVIDUAL JUDGES SCORES
Men's Seniors - Qualifications For Competitions 3 And 4
THU 8 MAY 2008 - 18:00

Rank	Bib	Name	NOC Code		A Score	B1	B2	B3	B4	B5	B6	B Score	Pen.	Vault 1 Vault 2	Total	Rank by App.
127	240	GEORGALLAS Irodotos	CYP													
																
					7.10	7.90	8.20	8.20	8.50	7.90	8.20	8.125			15.225	(8)
		Total 30.975			6.60	9.10	9.00	9.10	9.30	9.50	9.10	9.150			15.750	(26)
																
																
128	395	GONCHAROV Valeriy	UKR													
					5.80	9.10	9.00	9.00	9.20	9.00	9.40	9.075			14.875	(10)
																
		Total 30.900			6.60	9.50	9.50	9.40	9.40	9.40	9.20	9.425			16.025	(2)
																
																
129	235	UDE Filip	CRO		6.40	8.80	8.90	9.00	8.80	8.80	8.80	8.825	0.4		14.825	(14)
					5.90	9.30	9.50	9.10	9.20	9.20	9.00	9.200			15.100	(6)
																
		Total 29.925														
																
																
130	206	VAHAG Stepanyan	ARM													
					5.70	9.50	8.90	8.50	9.00	9.30	9.10	9.075			14.775	(12)
																
		Total 29.400			6.10	8.70	8.40	8.50	8.50	8.70	7.90	8.525			14.625	(23)
																
																
131	312	CASSINA Igor	ITA													
					5.00	9.10	9.10	8.90	9.20	9.00	9.00	9.050			14.050	(39)
																
		Total 29.325														
					6.50	9.00	8.60	8.80	8.90	8.60	8.80	8.775			15.275	(5)
																
132	275	GIORGADZE Ilia	GEO		6.00	8.70	9.00	8.80	8.00	8.40	8.80	8.675			14.675	(20)
																
																
		Total 29.025			6.00	8.40	8.20	8.50	8.40	8.40	7.80	8.350			14.350	(37)
																
																

Lausanne (SUI) 8 - 11 May 2008

INDIVIDUAL JUDGES SCORES
Men's Seniors - Qualifications For Competitions 3 And 4
THU 8 MAY 2008 - 18:00































Rank	Bib	Name	NOC Code		A Score	B1	B2	B3	B4	B5	B6	B Score	Pen.	Vault 1 Vault 2	Total	Rank by App.
133	359	STANESCU G.	ROU													
																
					6.30	8.30	8.40	8.40	8.30	8.20	8.40	8.350			14.650	(21)
		Total 28.975														
					6.00	8.30	8.40	8.30	8.30	8.50	8.20	8.325			14.325	(39)
																
134	371	PETKOVSEK Mitja	SLO													
																
					4.80	7.90	8.10	8.10	8.00	8.10	8.00	8.050			12.850	(76)
		Total 28.775														
					6.40	9.40	9.40	9.50	9.60	9.60	9.60	9.525			15.925	(3)
																
135	247	PANSKY Jindrich	CZE		5.60	8.00	8.30	8.20	8.30	8.10	8.00	8.150	0.4		13.350	(72)
																
																
		Total 28.600			6.20	9.20	9.10	9.20	9.00	9.10	9.20	9.150	0.1		15.250	(51)
																
																
136	358	MALITA Cosmin	ROU													
					6.10	8.00	7.90	8.00	8.10	7.90	8.10	8.000			14.100	(38)
																
		Total 27.775														
					5.40	8.10	8.50	8.50	8.50	8.00	7.80	8.275			13.675	(44)
																
137	215	ASLANOV Sabuhi	AZE													
																
					4.20	7.70	7.70	8.30	8.30	8.20	8.20	8.100			12.300	(87)
		Total 27.075			5.40	9.40	9.30	9.40	9.50	9.20	9.40	9.375			14.775	(65)
																
																
138	243	SPANOS Georgios	CYP													
																
					6.70	8.00	7.50	7.80	8.20	7.70	7.60	7.775			14.475	(23)
		Total 27.050														
					4.80	8.00	8.20	7.60	7.80	7.70	7.60	7.775			12.575	(87)
																

Lausanne (SUI) 8 - 11 May 2008

INDIVIDUAL JUDGES SCORES











































Men's Seniors - Qualifications For Competitions 3 And 4

THU 8 MAY 2008 - 18:00

Rank	Bib	Name	NOC Code		A Score	B1	B2	B3	B4	B5	B6	B Score	Pen.	Vault 1 Vault 2	Total	Rank by App.
139	317	ZORINS Evgeni	LAT													
																
																
				Total 25.675												
																
					4.80	8.50	8.60	8.60	8.60	8.30	7.70	8.500		13.300	(71)	
140	369	MESTER Robert	SRB													
					3.60	7.20	6.80	7.20	7.50	7.50	7.20	7.275		10.875	(96)	
					4.40	7.80	8.20	8.50	8.10	7.50	8.00	8.025		12.425	(84)	
				Total 23.300												
																
																
141	337	VAN GELDER Yuri	NED													
																
					7.30	9.20	9.30	9.00	9.10	9.00	9.00	9.075		16.375	(1)	
				Total 16.375												
																
																
142	345	BLANIK Leszek	POL													
																
																
				Total 16.275												
					7.00	9.30	9.30	9.30	9.00	9.20	9.30	9.275	16.275	16.275	(4)	
					7.00	9.60	9.50	9.50	9.50	9.50	9.60	9.525	16.525			
143	315	SAPRONENKO Evgeni	LAT													
																
																
				Total 15.950												
					6.60	9.30	9.40	9.20	9.10	9.50	9.50	9.350	15.950	15.950	(17)	
					6.60	9.30	9.50	9.40	9.20	9.30	9.40	9.350	15.950			
144	293	BERKI Krisztian	HUN													
					6.50	9.10	9.20	9.60	9.40	9.40	9.30	9.325		15.825	(2)	
																
				Total 15.825												
																
																





































Lausanne (SUI) 8 - 11 May 2008

INDIVIDUAL JUDGES SCORES
Men's Seniors - Qualifications For Competitions 3 And 4
THU 8 MAY 2008 - 18:00

Rank	Bib	Name	NOC Code		A Score	B1	B2	B3	B4	B5	B6	B Score	Pen.	Vault 1 Vault 2	Total	Rank by App.
145	236	SELIGMAN Robert	CRO													
					6.30	9.40	9.10	9.40	9.40	9.50	9.50	9.425			15.725	(3)
																
																
																
																
																
																
146	370	PEGAN Aljaz	SLO													
																
																
																
					6.80	8.60	9.10	8.70	9.20	8.80	8.60	8.800			15.600	(4)
																
																
																
147	221	TRUYENS Donna-Donny	BEL													
					6.50	9.00	9.10	9.00	8.80	9.10	8.50	8.975			15.475	(5)
																
																
																
																
																
																
148	396	VOROBYOV Olexander	UKR													
																
					6.60	8.80	8.60	8.80	8.70	8.70	9.20	8.750			15.350	(5)
																
																
																
																
																
149	205	MERDINYAN Harutyum	ARM													
					6.00	9.10	9.00	8.80	8.80	9.20	8.40	8.925			14.925	(7)
																
																
																
																
																
																
150	253	MORTENSEN Stefan	DEN													
																



















Lausanne (SUI) 8 - 11 May 2008

INDIVIDUAL JUDGES SCORES
Men's Seniors - Qualifications For Competitions 3 And 4
THU 8 MAY 2008 - 18:00







Rank	Bib	Name	NOC Code		A Score	B1	B2	B3	B4	B5	B6	B Score	Pen.	Vault 1 Vault 2	Total	Rank by App.
151	378	SCHAERER Christoph	SUI													
																
																
																
																
					6.40	8.10	8.90	8.60	8.50	7.80	8.30	8.375			14.775	(11)
		Total 14.775														
152	252	LEE HANSEN Mathias	DEN													
																
					5.90	8.20	8.10	8.30	8.60	8.80	8.30	8.350			14.250	(34)
																
																
																
		Total 14.250														
153	229	YERMAKOV Uladzimir	BLR													
																
					5.70	8.50	8.60	8.20	8.30	8.30	9.00	8.425			14.125	(39)
																
																
																
		Total 14.125														
154	381	BENKO Alexander	SVK													
					5.80	8.70	8.00	8.50	8.00	8.60	8.20	8.325			14.125	(36)
																
																
																
																
		Total 14.125														
155	201	MISHOVA Walter	ALB													
																
																
					4.60	9.40	9.20	9.40	9.40	9.20	9.40	9.350			13.950	(89)
																
																
		Total 13.950														
156	249	NOVOTNY Vladimir	CZE													
																
					5.50	8.80	8.60	8.10	8.60	8.10	8.50	8.450			13.950	(43)
																
																
																
		Total 13.950														

Lausanne (SUI) 8 - 11 May 2008

INDIVIDUAL JUDGES SCORES
Men's Seniors - Qualifications For Competitions 3 And 4
THU 8 MAY 2008 - 18:00

Rank	Bib	Name	NOC Code		A Score	B1	B2	B3	B4	B5	B6	B Score	Pen.	Vault 1 Vault 2	Total	Rank by App.
157	316	TREILOVS Dimitri	LAT													
					6.10	7.80	7.40	7.30	7.40	7.40	7.00	7.375			13.475	(47)
																
																
																
																
		Total 13.475														
158	343	FJELD Lars Jorgen	NOR													
																
																
																
																
					4.40	8.60	8.00	8.80	8.60	8.50	8.80	8.625			13.025	(70)
		Total 13.025														
159	211	LEIDLMAIR Alexander	AUT													
																
					4.80	8.00	8.20	8.50	8.20	8.10	8.30	8.200			13.000	(69)
																
																
																
		Total 13.000														

Legend:

A	Difficulty score	App.	Apparatus	B1 - B6	Panel "B" judges 1 - 6	B	Panel "B"	Pen	Penalty		
	Floor		Pommel Horse		Rings		Vault		Parallel Bars		Horizontal Bar

Lausanne (SUI) 8 - 11 May 2008

INDIVIDUAL JUDGES SCORES Men's Seniors - Qualifications For Competitions 3 And 4

THU 8 MAY 2008 - 18:00



Rank	Bib	Name	NOC Code	A Score	B1 NOR	B2 FRA	B3 SUI	B4 IRL	B5 NED	B6 AZE	B Score	Pen.	Total
1	364	GOLOTSUTSKOV Anton	RUS	6.40	9.10	9.30	9.20	9.10	8.90	9.20	9.150		15.550
2	280	HAMBUECHEN Fabian	GER	6.50	8.90	9.10	9.20	8.90	9.10	9.00	9.025		15.525
3	357	SELARIU Dorin Razvan	ROU	6.40	9.10	8.90	9.10	9.10	8.80	8.90	9.000		15.400
4	273	THOMAS Kristian	GBR	6.10	9.10	9.30	9.30	9.10	8.90	9.00	9.125		15.225
5	226	SAVITSKI Dzmityr	BLR	6.20	8.90	9.20	8.90	9.00	9.00	9.30	9.025		15.225
6	350	CAMPOS Manuel	POR	6.00	9.20	9.20	9.30	9.20	9.20	9.20	9.200		15.200
7	314	POZZO Enrico	ITA	5.90	9.20	9.30	9.30	9.20	9.20	9.20	9.225		15.125
8	361	DEVIATOVSKI Maxim	RUS	6.00	8.90	9.20	9.00	9.00	9.10	9.10	9.050		15.050
9	283	NGUYEN Marcel	GER	6.30	8.60	8.80	8.60	9.00	8.90	8.20	8.725		15.025
10	355	POPESCU Ilie Daniel	ROU	5.90	9.20	9.00	9.00	9.10	8.60	9.00	9.025		14.925
11	266	DA SILVA Gaël	FRA	6.40	8.40	9.10	9.10	9.00	8.70	8.80	8.900	0.4	14.900
12	287	MARKOUSIS Dimitrios	GRE	6.40	8.40	8.60	8.70	8.70	8.60	8.50	8.600	0.1	14.900
13	375	BOESCHENSTEIN N.	SUI	6.00	8.70	8.90	9.20	8.70	8.90	8.80	8.825		14.825
14	235	UDE Filip	CRO	6.40	8.80	8.90	9.00	8.80	8.80	8.80	8.825	0.4	14.825
15	380	PIASECKY Samuel	SVK	5.90	9.00	9.30	8.90	8.80	8.80	8.80	8.875		14.775
16	255	BOTELLA PEREZ Isaac	ESP	6.30	8.70	8.90	8.70	8.40	8.40	8.50	8.575	0.1	14.775
17	379	MANNHART Dennis	SUI	5.70	9.00	9.30	9.00	9.00	9.10	9.00	9.025		14.725
18	398	KUKSENKOV M.	UKR	6.10	8.30	8.80	8.60	8.70	8.80	8.80	8.725	0.1	14.725
19	376	CAPELLI Claudio	SUI	6.20	8.40	8.60	8.70	8.50	8.40	8.50	8.500		14.700
20	275	GIORGADZE Ilia	GEO	6.00	8.70	9.00	8.80	8.00	8.40	8.80	8.675		14.675
21	259	GOMEZ Javier	ESP	6.00	8.50	8.30	8.60	8.70	8.80	8.70	8.625		14.625
22	282	BOY Philipp	GER	6.10	8.30	8.40	8.70	8.40	8.70	8.60	8.525		14.625
23	274	FOLWELL Luke	GBR	5.60	8.90	9.00	9.20	9.00	9.20	9.10	9.075	0.1	14.575
24	230	JOVTCHEV Jordan	BUL	5.60	9.00	9.30	9.00	8.60	8.40	9.00	8.900		14.500
25	399	SUPRUN Oleksandr	UKR	6.10	8.40	8.10	8.50	8.40	8.40	8.40	8.400		14.500
26	268	KARBANENKO Dimitri	FRA	5.70	8.80	9.00	8.80	8.60	8.70	9.30	8.825	0.1	14.425
27	289	DOULKERIDIS Michail	GRE	6.00	8.30	8.50	8.50	8.40	8.70	8.00	8.425		14.425
28	227	KASPIAROVICH Dimitri	BLR	6.00	8.40	8.40	8.70	8.40	8.50	8.50	8.450	0.1	14.350
29	270	SMITH Louis	GBR	5.30	8.90	9.20	8.80	9.10	9.00	9.00	9.000		14.300
30	310	ANGIOLETTI Matteo	ITA	5.70	8.80	8.60	8.90	8.70	8.60	8.70	8.700	0.1	14.300
31	233	BATINKOV Aleksandar	BUL	5.80	8.70	8.70	8.80	8.40	8.10	8.60	8.600	0.1	14.300
32	348	LYSZCZARZ Marek	POL	5.80	8.50	8.70	9.00	8.20	8.30	8.50	8.500		14.300
33	260	AALTO Sami	FIN	5.40	8.70	8.90	8.90	9.00	8.40	8.90	8.850		14.250
34	313	MORANDI Matteo	ITA	5.40	9.00	8.80	8.80	8.80	9.00	8.80	8.850		14.250
35	290	HETROVICS Marcell	HUN	5.60	8.50	8.60	8.60	8.60	8.50	8.50	8.550		14.150
36	234	KUYUMDZHIEV Bogomil	BUL	5.20	9.30	9.20	8.80	8.80	8.80	8.90	8.925		14.125
37	269	RODRIGUES Danny	FRA	5.80	8.50	8.80	8.40	8.20	8.10	8.10	8.300		14.100
38	241	ARISTOTELOUS C.	CYP	5.90	8.30	8.10	8.30	8.00	8.30	8.00	8.175		14.075
39	386	BOSTROM Jimmy	SWE	5.40	8.70	8.30	8.50	8.80	8.80	8.70	8.675		14.075
40	292	SZALONTAI Istvan	HUN	5.90	8.40	8.30	8.20	8.20	7.90	8.00	8.175		14.075
41	325	PALGEN Sascha	LUX	6.00	8.50	8.20	8.30	7.90	7.90	7.90	8.075		14.075
42	352	JESUS Carlos	POR	5.40	8.90	8.60	8.60	8.80	8.60	8.50	8.650		14.050
43	346	KULESZA Roman	POL	5.10	9.20	9.00	8.90	8.90	8.90	8.90	8.925		14.025

Lausanne (SUI) 8 - 11 May 2008

INDIVIDUAL JUDGES SCORES Men's Seniors - Qualifications For Competitions 3 And 4

THU 8 MAY 2008 - 18:00



Rank	Bib	Name	NOC Code	A Score	B1 NOR	B2 FRA	B3 SUI	B4 IRL	B5 NED	B6 AZE	B Score	Pen.	Total
44	245	BOLTAR Michal	CZE	5.50	8.60	8.90	8.50	8.50	8.20	9.00	8.625	0.1	14.025
45	360	KHOROKHORDIN Sergei	RUS	5.90	8.00	8.20	8.00	8.50	8.00	8.30	8.125		14.025
46	225	SAVENKOV Denis	BLR	6.00	7.90	8.00	8.10	7.80	8.10	8.30	8.025		14.025
47	300	KRISTMANSSON Viktor	ISL	4.90	8.90	9.30	9.10	9.10	9.10	9.00	9.075		13.975
48	320	IZMODENOV Jevgenij	LTU	5.10	9.00	8.90	8.60	8.80	9.10	8.80	8.875		13.975
49	391	BULUT Ibrahim	TUR	5.20	8.80	8.90	8.70	9.00	8.70	8.70	8.775		13.975
50	397	ZOZULYA Roman	UKR	5.40	8.50	8.50	8.50	9.00	8.60	8.60	8.550		13.950
51	257	MUNOZ Sergio	ESP	5.90	8.70	8.30	8.50	8.60	8.40	8.50	8.500	0.5	13.900
52	356	KOCZI Flavius	ROU	5.90	8.10	8.00	8.30	8.00	8.50	8.00	8.100	0.1	13.900
53	214	RAUSCHER Mario	AUT	5.10	8.80	8.90	8.80	8.70	8.80	8.60	8.775		13.875
54	305	SHATILOV Alexander	ISR	5.80	8.20	8.10	8.10	8.30	8.00	8.20	8.150	0.1	13.850
55	351	ALMEIDA Pedro	POR	5.70	8.00	8.30	8.20	8.20	8.20	8.30	8.225	0.1	13.825
56	349	MUCHORSKI Krzysztof	POL	5.10	8.70	8.70	8.70	8.50	8.50	8.70	8.650		13.750
57	340	JANSEN Espen	NOR	5.20	8.60	8.80	8.60	8.50	8.40	8.50	8.550		13.750
58	335	WAMMES Jeffrey	NED	6.40	7.80	8.10	8.10	8.00	8.40	8.00	8.050	0.7	13.750
59	291	CZINGLI Laszlo	HUN	5.10	8.30	8.90	8.60	8.90	8.60	8.80	8.725	0.1	13.725
60	250	VAMMEN Helge	DEN	5.00	8.70	9.00	8.80	8.50	8.80	8.60	8.725		13.725
61	374	RUTAR Klemen	SLO	5.30	8.20	8.50	8.40	8.40	8.40	8.50	8.425		13.725
62	254	WINDFELD HELSTEN A.	DEN	5.20	8.30	8.60	8.80	8.80	8.50	8.50	8.600	0.1	13.700
63	306	GHOLUB Eduard	ISR	5.00	8.80	9.00	8.50	8.60	8.70	9.00	8.775	0.1	13.675
64	285	MARAS Vlasios	GRE	4.80	8.80	8.80	8.70	8.30	9.20	9.00	8.825		13.625
65	262	TANSKANEN Jani	FIN	4.70	9.10	9.20	9.10	9.00	8.90	9.10	9.075	0.2	13.575
66	276	NOZADZE Paata	GEO	5.10	8.30	8.50	8.50	8.30	8.50	8.50	8.450		13.550
67	336	ZONDERLAND Herre	NED	5.20	7.90	8.50	8.60	8.10	8.50	8.30	8.350		13.550
68	389	TEHLER Elof	SWE	4.90	8.70	8.90	8.70	8.80	8.50	8.50	8.675	0.1	13.475
69	318	ARSHUNS Vitali	LAT	5.00	8.60	8.80	8.40	8.60	8.50	8.50	8.550	0.1	13.450
70	264	TUUHA Tomi	FIN	5.00	8.60	8.30	8.40	8.50	8.30	8.50	8.425		13.425
71	213	WUESTNER Lukas	AUT	4.80	8.70	8.60	8.70	8.20	8.30	8.80	8.575		13.375
72	247	PANSKY Jindrich	CZE	5.60	8.00	8.30	8.20	8.30	8.10	8.00	8.150	0.4	13.350
73	393	YILDIZ Fatih	TUR	4.90	8.60	8.70	8.40	8.10	8.50	8.60	8.525	0.1	13.325
74	307	ARONOVICH Felix	ISR	5.30	7.70	7.90	8.20	8.00	7.80	8.00	7.925		13.225
75	344	LARSEN Daniel	NOR	4.60	8.70	8.80	8.50	8.10	8.50	8.50	8.550		13.150
76	392	SAFAK Ersin	TUR	4.60	8.80	8.30	8.50	8.40	8.50	8.50	8.475		13.075
77	339	VAN MINDE Carlo	NED	5.60	7.80	8.20	7.80	8.30	8.50	8.00	8.075	0.6	13.075
78	342	SAMUELSEN Tore	NOR	5.00	7.90	7.80	8.20	8.20	8.40	8.00	8.075		13.075
79	237	BREZ Marko	CRO	5.00	8.50	8.50	8.30	8.30	8.50	8.50	8.450	0.4	13.050
80	251	PURGE Florin	DEN	4.70	8.50	8.60	7.90	8.20	8.40	8.30	8.350		13.050
81	372	DIMIC Alen	SLO	5.30	7.50	7.50	8.00	7.30	7.70	7.80	7.625	0.1	12.825
82	242	ARISTOTELOUS P.	CYP	5.30	7.60	7.40	7.80	7.70	8.00	7.60	7.675	0.2	12.775
83	295	CARSON Luke	IRL	4.70	7.80	7.80	7.80	8.40	8.20	8.00	7.950		12.650
84	238	MOZNIK Darijo	CRO	3.90	8.60	8.90	8.70	8.30	8.70	9.00	8.725		12.625
85	365	NIKOLIC Dimitrije	SRB	5.00	7.50	8.00	7.50	7.60	8.00	7.90	7.750	0.2	12.550
86	248	SMEJKAL Petr	CZE	4.50	7.90	7.90	8.00	8.00	8.00	7.90	7.950		12.450

Lausanne (SUI) 8 - 11 May 2008

INDIVIDUAL JUDGES SCORES
Men's Seniors - Qualifications For Competitions 3 And 4

THU 8 MAY 2008 - 18:00



Rank	Bib	Name	NOC Code	A Score	B1 NOR	B2 FRA	B3 SUI	B4 IRL	B5 NED	B6 AZE	B Score	Pen.	Total
87	212	KRANZLMUELLER Lukas	AUT	4.70	8.20	8.00	7.80	8.10	8.50	8.00	8.075	0.4	12.375
88	244	SHIPPI Panayiotis	CYP	4.20	7.90	7.90	7.70	8.40	8.30	8.00	8.025		12.225
89	302	JOCHUMSSON Ingvar	ISL	4.30	7.90	7.80	7.80	7.90	8.20	8.00	7.900		12.200
90	368	PAUNOVIC Milos	SRB	4.70	8.30	8.30	7.90	8.10	8.40	8.40	8.275	0.8	12.175
91	321	BUTAUTAS Tadas	LTU	4.30	7.80	7.80	8.00	8.10	7.80	7.80	7.850		12.150
92	373	BERTONCELJ Saso	SLO	4.10	7.80	7.90	7.10	7.70	8.20	8.00	7.850		11.950
93	200	HASA Alon	ALB	4.60	6.70	6.60	6.40	7.30	7.40	7.00	6.900		11.500
94	388	HAGELIN Patrik	SWE	4.60	7.10	6.70	7.30	7.80	6.90	7.00	7.075	0.2	11.475
95	367	VELJIKOVIC Marko	SRB	4.80	6.80	6.60	6.80	6.60	6.60	6.70	6.675	0.1	11.375
96	330	SHKURATKOV V.	MDA	1.90	0.50	0.40	0.30	0.10	1.20	0.50	0.425	0.4	1.925

Legend:

A Difficulty score **B1 - B6** Panel "B" judges 1 - 6 **Pen** Penalty



Floor

Lausanne (SUI) 8 - 11 May 2008

INDIVIDUAL JUDGES SCORES Men's Seniors - Qualifications For Competitions 3 And 4

THU 8 MAY 2008 - 18:00



Rank	Bib	Name	NOC Code	A Score	B1 ISR	B2 LAT	B3 HUN	B4 FIN	B5 RUS	B6 SWE	B Score	Pen.	Total
1	363	KRYUKOV Nikolai	RUS	6.40	9.50	9.40	9.40	9.30	9.50	9.40	9.425		15.825
2	293	BERKI Krisztian	HUN	6.50	9.10	9.20	9.60	9.40	9.40	9.30	9.325		15.825
3	236	SELIGMAN Robert	CRO	6.30	9.40	9.10	9.40	9.40	9.50	9.50	9.425		15.725
4	356	KOCZI Flavius	ROU	6.40	9.30	9.10	9.30	9.30	9.20	9.00	9.225		15.625
5	221	TRUYENS Donna-Donny	BEL	6.50	9.00	9.10	9.00	8.80	9.10	8.50	8.975		15.475
6	235	UDE Filip	CRO	5.90	9.30	9.50	9.10	9.20	9.20	9.00	9.200		15.100
7	205	MERDINYAN Harutyum	ARM	6.00	9.10	9.00	8.80	8.80	9.20	8.40	8.925		14.925
8	226	SAVITSKI Dzmitry	BLR	5.70	9.20	9.20	9.00	9.10	9.30	9.30	9.200		14.900
9	281	JUCKEL Robert	GER	5.80	9.30	8.80	8.90	9.20	9.10	9.20	9.100		14.900
10	395	GONCHAROV Valeriy	UKR	5.80	9.10	9.00	9.00	9.20	9.00	9.40	9.075		14.875
11	373	BERTONCELJ Saso	SLO	6.10	8.70	8.70	8.70	8.90	8.70	8.50	8.700		14.800
12	206	VAHAG Stepanyan	ARM	5.70	9.50	8.90	8.50	9.00	9.30	9.10	9.075		14.775
13	361	DEVIATOVSKI Maxim	RUS	5.70	9.00	9.10	9.30	9.00	9.10	9.10	9.075		14.775
14	262	TANSKANEN Jani	FIN	5.70	8.70	9.00	9.10	9.30	9.10	9.10	9.075		14.775
15	294	HIDVEGI Vid	HUN	6.30	8.60	8.30	8.70	8.30	8.50	8.40	8.450		14.750
16	228	TSAREVICH Aliaksandr	BLR	6.10	8.50	8.50	9.00	8.70	8.70	8.20	8.600		14.700
17	362	RYAZANOV Yury	RUS	5.90	8.40	8.50	9.00	8.80	8.90	8.90	8.775		14.675
18	271	BREWER Ross	GBR	6.10	8.60	7.90	8.40	8.60	8.50	8.80	8.525		14.625
19	398	KUKSENKOV M.	UKR	5.50	9.10	9.20	9.30	8.80	9.10	8.90	9.075		14.575
20	399	SUPRUN Oleksandr	UKR	5.50	9.00	9.10	9.00	9.00	9.30	9.20	9.075		14.575
21	355	POPESCU Ilie Daniel	ROU	6.20	8.50	8.30	8.20	8.30	8.40	8.50	8.375		14.575
22	314	POZZO Enrico	ITA	5.50	9.00	8.90	8.80	9.10	9.10	9.10	9.025		14.525
23	282	BOY Philipp	GER	5.70	8.80	8.40	8.90	9.10	8.70	8.90	8.825		14.525
24	311	BUSNARI Alberto	ITA	5.90	8.30	8.60	8.80	8.80	8.40	8.60	8.600		14.500
25	270	SMITH Louis	GBR	6.10	8.30	8.40	8.30	8.40	8.40	8.50	8.375		14.475
26	377	RAMSEIER Mark	SUI	6.10	8.60	8.20	8.50	8.30	8.00	8.40	8.350		14.450
27	220	VAN DAMME Koen	BEL	6.00	8.50	8.60	8.10	8.00	8.60	8.40	8.400		14.400
28	285	MARAS Vlasios	GRE	5.30	8.70	8.90	9.10	9.00	9.10	9.10	9.025		14.325
29	379	MANNHART Dennis	SUI	5.40	8.60	8.90	8.80	9.10	9.00	8.80	8.875		14.275
30	307	ARONOVICH Felix	ISR	5.40	9.00	8.70	8.90	8.60	8.50	9.00	8.800		14.200
31	290	HETROVICS Marcell	HUN	5.70	8.30	8.10	8.70	8.60	8.90	8.40	8.500		14.200
32	267	CUCHERAT Yann	FRA	5.30	8.80	9.00	8.70	8.90	8.80	9.20	8.875		14.175
33	257	MUNOZ Sergio	ESP	5.70	8.50	8.50	8.40	8.80	8.50	8.40	8.475		14.175
34	354	GRACA Bernardo	POR	5.50	8.50	8.70	8.60	8.70	8.60	8.90	8.650		14.150
35	274	FOLWELL Luke	GBR	5.20	9.10	9.00	8.60	8.80	9.40	8.80	8.925		14.125
36	381	BENKO Alexander	SVK	5.80	8.70	8.00	8.50	8.00	8.60	8.20	8.325		14.125
37	269	RODRIGUES Danny	FRA	5.30	9.00	8.90	8.70	8.70	8.80	8.80	8.800		14.100
38	358	MALITA Cosmin	ROU	6.10	8.00	7.90	8.00	8.10	7.90	8.10	8.000		14.100
39	312	CASSINA Igor	ITA	5.00	9.10	9.10	8.90	9.20	9.00	9.00	9.050		14.050
40	305	SHATILOV Alexander	ISR	5.30	8.70	8.80	8.60	8.60	8.80	8.60	8.675		13.975
41	288	LYMPANOVNOS Christos	GRE	5.30	7.90	8.40	8.40	8.70	8.70	8.70	8.550		13.850
42	225	SAVENKOV Denis	BLR	4.90	9.10	9.00	8.90	8.80	8.90	8.90	8.925		13.825
43	256	CARBALLO Manuel	ESP	5.40	8.30	8.20	8.20	8.20	8.30	8.10	8.225		13.625

Lausanne (SUI) 8 - 11 May 2008

INDIVIDUAL JUDGES SCORES Men's Seniors - Qualifications For Competitions 3 And 4

THU 8 MAY 2008 - 18:00



Rank	Bib	Name	NOC Code	A Score	B1 ISR	B2 LAT	B3 HUN	B4 FIN	B5 RUS	B6 SWE	B Score	Pen.	Total
44	300	KRISTMANSSON Viktor	ISL	5.20	8.50	8.20	8.40	8.20	8.40	8.50	8.375		13.575
45	376	CAPELLI Claudio	SUI	5.40	8.50	8.10	8.00	8.20	8.20	8.20	8.175		13.575
46	237	BREZ Marko	CRO	4.80	8.80	8.80	8.70	8.70	8.60	8.70	8.725		13.525
47	316	TREFILOVS Dimitri	LAT	6.10	7.80	7.40	7.30	7.40	7.40	7.00	7.375		13.475
48	352	JESUS Carlos	POR	5.40	8.00	7.50	7.70	8.10	8.10	7.90	7.925		13.325
49	351	ALMEIDA Pedro	POR	5.00	8.40	8.10	8.20	8.10	8.50	8.60	8.300		13.300
50	251	PURGE Florin	DEN	5.20	7.50	8.20	8.20	8.00	8.30	7.70	8.025		13.225
51	232	VOVK Yaroslav	BUL	4.50	8.50	8.40	8.90	8.70	8.80	8.70	8.675		13.175
52	372	DIMIC Alen	SLO	5.40	7.60	7.70	7.90	7.80	7.70	7.80	7.750		13.150
53	242	ARISTOTELOUS P.	CYP	4.50	8.70	8.10	8.80	8.40	8.60	8.70	8.600		13.100
54	286	TSOLAKIDIS Vasileios	GRE	4.90	8.70	7.80	7.60	8.30	8.20	8.30	8.150		13.050
55	347	KIERZKOWSKI Adam	POL	4.40	8.80	8.40	8.50	8.60	8.80	8.60	8.625		13.025
56	276	NOZADZE Paata	GEO	4.20	8.50	8.90	8.80	8.40	9.00	8.70	8.725		12.925
57	346	KULESZA Roman	POL	5.10	7.70	7.60	7.40	8.20	8.30	7.80	7.825		12.925
58	338	VAN ASSCHE Anthony	NED	4.60	8.20	8.60	8.60	8.10	8.00	8.30	8.300		12.900
59	387	FOO George	SWE	5.60	7.20	7.00	7.20	7.20	7.40	7.60	7.250		12.850
60	336	ZONDERLAND Herre	NED	4.60	7.80	8.20	8.50	8.30	8.40	7.50	8.175		12.775
61	295	CARSON Luke	IRL	4.70	8.20	7.70	8.00	8.10	8.40	7.50	8.000		12.700
62	335	WAMMES Jeffrey	NED	4.80	7.90	7.60	7.90	8.00	7.70	8.20	7.875		12.675
63	245	BOLTAR Michal	CZE	4.90	8.00	7.50	7.60	7.50	7.70	8.20	7.700		12.600
64	265	WIGNANITZ Raphaël	FRA	4.90	7.70	7.40	7.70	7.60	7.80	7.90	7.700		12.600
65	284	WEBER Robert	GER	5.50	7.00	7.20	7.00	7.20	7.00	7.70	7.100		12.600
66	250	VAMMEN Helge	DEN	4.60	8.10	7.50	8.00	7.90	8.00	7.80	7.925		12.525
67	258	GARCIA Arkaitz	ESP	4.30	8.40	7.70	8.00	8.00	8.30	8.40	8.175		12.475
68	210	BALDAUF Marco	AUT	4.70	7.90	7.20	7.80	8.00	7.80	7.60	7.775		12.475
69	320	IZMODENOV Jevgenij	LTU	4.60	8.00	7.80	7.80	7.40	7.90	7.90	7.850		12.450
70	366	ATANASOVSKI Zarko	SRB	4.20	7.70	8.10	8.20	8.00	8.10	8.30	8.100		12.300
71	214	RAUSCHER Mario	AUT	4.50	7.30	8.00	8.00	7.70	7.70	7.80	7.800		12.300
72	244	SHIPPI Panayiotis	CYP	5.00	7.10	6.90	7.50	7.60	7.00	7.50	7.275		12.275
73	254	WINDFELD HELLSTEN A.	DEN	4.10	8.00	8.40	7.50	7.90	8.30	8.30	8.125		12.225
74	385	SLANVALL Bjorn	SWE	4.90	7.00	7.80	7.20	7.40	7.40	7.30	7.325		12.225
75	248	SMEJKAL Petr	CZE	4.40	7.80	7.80	7.80	7.60	7.80	7.90	7.800		12.200
76	306	GHOLUB Eduard	ISR	4.10	8.00	8.20	8.10	7.50	8.00	8.20	8.075		12.175
77	374	RUTAR Klemen	SLO	4.80	7.30	7.40	7.40	7.30	7.00	7.90	7.350		12.150
78	261	KOIVUNEN Riku	FIN	5.50	5.50	7.00	6.80	6.60	6.60	6.50	6.625		12.125
79	231	YANEV Filip	BUL	4.50	7.90	7.50	7.60	7.60	7.60	7.60	7.600		12.100
80	330	SHKURATKOV V.	MDA	4.60	7.40	7.60	7.40	7.20	7.80	7.60	7.500		12.100
81	321	BUTAUTAS Tadas	LTU	4.50	7.00	7.70	7.70	7.40	7.40	8.00	7.550		12.050
82	200	HASA Alon	ALB	4.00	8.00	8.00	8.00	7.90	8.50	8.10	8.025		12.025
83	325	PALGEN Sascha	LUX	5.10	6.70	6.80	6.30	7.20	7.00	7.00	6.875		11.975
84	344	LARSEN Daniel	NOR	4.40	7.70	6.90	7.40	7.60	7.50	7.50	7.500		11.900
85	241	ARISTOTELOUS C.	CYP	4.00	8.30	7.70	7.70	8.30	7.70	7.30	7.850		11.850
86	386	BOSTROM Jimmy	SWE	4.70	7.00	6.90	7.30	6.90	7.00	7.30	7.050		11.750

Lausanne (SUI) 8 - 11 May 2008

INDIVIDUAL JUDGES SCORES
Men's Seniors - Qualifications For Competitions 3 And 4

THU 8 MAY 2008 - 18:00



Rank	Bib	Name	NOC Code	A Score	B1 ISR	B2 LAT	B3 HUN	B4 FIN	B5 RUS	B6 SWE	B Score	Pen.	Total
87	349	MUCHORSKI Krzysztof	POL	3.60	8.00	8.30	7.80	8.00	8.40	8.20	8.125		11.725
88	392	SAFAK Ersin	TUR	4.60	7.20	6.90	7.00	7.20	7.20	6.80	7.075		11.675
89	340	JANSEN Espen	NOR	4.80	6.40	7.00	6.60	7.10	7.20	6.80	6.875		11.675
90	341	HANCHE OLSEN Joachim	NOR	4.40	7.80	6.80	7.40	7.10	7.00	7.30	7.200		11.600
91	234	KUYUMDZHIEV Bogomil	BUL	4.10	6.80	7.40	7.40	7.30	7.80	7.30	7.350		11.450
92	263	KUUSELA Ilkka	FIN	4.20	6.80	6.40	7.50	7.80	7.00	7.10	7.100		11.300
93	212	KRANZLMUELLER Lukas	AUT	3.40	8.00	7.60	7.70	7.90	8.50	7.40	7.800		11.200
94	368	PAUNOVIC Milos	SRB	3.50	8.00	7.60	7.90	7.40	7.60	7.50	7.650		11.150
95	302	JOCHUMSSON Ingvar	ISL	3.40	7.40	7.70	7.40	7.70	7.80	7.20	7.550		10.950
96	369	MESTER Robert	SRB	3.60	7.20	6.80	7.20	7.50	7.50	7.20	7.275		10.875
97	246	NOVAK Petr	CZE	3.40	7.40	7.10	7.40	7.80	8.00	7.20	7.450		10.850
98	318	ARSHUNS Vitali	LAT	4.50	5.50	6.20	6.60	6.00	6.70	6.00	6.200		10.700
99	391	BULUT Ibrahim	TUR	3.70	6.00	5.70	6.30	6.50	6.90	6.30	6.275		9.975
100	393	YILDIZ Fatih	TUR	2.00	1.50	0.50	0.80	1.30	0.40	0.40	0.750		2.750

Legend:

A Difficulty score **B1 - B6** Panel "B" judges 1 - 6 **Pen** Penalty



Pommel Horse

Lausanne (SUI) 8 - 11 May 2008

INDIVIDUAL JUDGES SCORES Men's Seniors - Qualifications For Competitions 3 And 4

THU 8 MAY 2008 - 18:00



Rank	Bib	Name	NOC Code	A Score	B1 CZE	B2 SLO	B3 GRE	B4 CYP	B5 POR	B6 SVK	B Score	Pen.	Total
1	337	VAN GELDER Yuri	NED	7.30	9.20	9.30	9.00	9.10	9.00	9.00	9.075		16.375
2	230	JOVTCHEV Jordan	BUL	7.10	8.90	8.90	9.00	9.20	8.60	9.00	8.950		16.050
3	269	RODRIGUES Danny	FRA	7.10	9.00	8.80	8.60	8.50	8.90	8.90	8.800		15.900
4	362	RYAZANOV Yury	RUS	6.40	9.20	9.10	9.00	8.70	9.20	8.90	9.050		15.450
5	396	VOROBYOV Olexander	UKR	6.60	8.80	8.60	8.80	8.70	8.70	9.20	8.750		15.350
6	361	DEVIATOVSKI Maxim	RUS	6.30	9.00	9.00	8.90	8.60	8.90	9.10	8.950		15.250
7	306	GHOLUB Eduard	ISR	6.70	8.80	8.40	8.30	8.60	8.50	8.70	8.550		15.250
8	240	GEORGALLAS Irodotos	CYP	7.10	7.90	8.20	8.20	8.50	7.90	8.20	8.125		15.225
9	313	MORANDI Matteo	ITA	6.30	9.00	8.80	8.60	8.70	8.30	9.00	8.775		15.075
10	310	ANGIOLETTI Matteo	ITA	6.30	9.00	8.70	8.80	8.50	8.70	8.90	8.775		15.075
11	360	KHOROKHORDIN Sergei	RUS	6.30	8.80	8.70	8.80	8.50	8.30	8.80	8.700		15.000
12	226	SAVITSKI Dzmityr	BLR	6.30	8.90	8.70	8.70	8.50	8.40	8.80	8.675		14.975
13	227	KASPIAROVICH Dimitri	BLR	6.50	8.50	8.30	8.40	8.40	8.60	8.60	8.475		14.975
14	377	RAMSEIER Mark	SUI	6.40	8.50	8.70	8.40	8.20	8.60	8.70	8.550		14.950
15	281	JUCKEL Robert	GER	6.20	8.60	8.70	8.80	8.60	8.60	8.70	8.650		14.850
16	349	MUCHORSKI Krzysztof	POL	6.10	9.00	8.90	8.60	8.80	8.40	8.60	8.725		14.825
17	375	BOESCHENSTEIN N.	SUI	6.10	8.70	8.80	8.60	8.80	8.50	8.90	8.725		14.825
18	257	MUNOZ Sergio	ESP	6.20	8.60	8.60	8.50	8.50	8.70	8.40	8.550		14.750
19	280	HAMBUECHEN Fabian	GER	5.90	9.00	8.80	8.70	8.80	8.70	8.90	8.800		14.700
20	255	BOTELLA PEREZ Isaac	ESP	6.10	8.70	8.60	8.50	8.50	8.60	8.70	8.600		14.700
21	359	STANESCU G.	ROU	6.30	8.30	8.40	8.40	8.30	8.20	8.40	8.350		14.650
22	266	DA SILVA Gaël	FRA	6.10	8.90	8.50	8.40	8.60	8.20	8.50	8.500		14.600
23	243	SPANOS Georgios	CYP	6.70	8.00	7.50	7.80	8.20	7.70	7.60	7.775		14.475
24	290	HETROVICS Marcell	HUN	6.20	8.30	8.40	8.00	8.30	7.80	8.80	8.250		14.450
25	397	ZOZULYA Roman	UKR	5.70	8.80	8.70	8.70	8.70	8.60	8.80	8.725		14.425
26	356	KOCZI Flavius	ROU	6.10	8.30	8.50	8.10	8.30	8.20	8.30	8.275		14.375
27	291	CZINGLI Laszlo	HUN	5.80	8.50	8.60	8.50	8.60	8.00	8.80	8.550		14.350
28	256	CARBALLO Manuel	ESP	6.30	8.10	8.10	8.00	7.90	8.00	8.60	8.050		14.350
29	220	VAN DAMME Koen	BEL	6.30	8.00	8.00	7.90	8.20	7.90	8.40	8.025		14.325
30	350	CAMPOS Manuel	POR	5.60	8.80	8.80	8.40	8.60	8.90	8.60	8.700		14.300
31	274	FOLWELL Luke	GBR	6.00	8.60	8.30	8.20	8.30	8.30	8.30	8.300		14.300
32	284	WEBER Robert	GER	5.70	8.70	8.60	8.50	8.50	8.20	8.80	8.575		14.275
33	398	KUKSENKOV M.	UKR	5.50	8.70	8.90	8.90	8.60	8.50	8.80	8.750		14.250
34	252	LEE HANSEN Mathias	DEN	5.90	8.20	8.10	8.30	8.60	8.80	8.30	8.350		14.250
35	287	MARKOUSIS Dimitrios	GRE	5.30	9.00	8.70	9.20	8.60	9.10	8.90	8.925		14.225
36	260	AALTO Sami	FIN	5.40	9.00	8.80	8.90	8.80	8.80	8.80	8.825		14.225
37	271	BREWER Ross	GBR	5.70	8.60	8.30	8.50	8.10	8.60	8.70	8.500		14.200
38	325	PALGEN Sascha	LUX	5.70	8.70	8.40	7.80	8.70	8.20	8.50	8.450		14.150
39	229	YERMAKOV Uladzimir	BLR	5.70	8.50	8.60	8.20	8.30	8.30	9.00	8.425		14.125
40	355	POPESCU Ilie Daniel	ROU	6.40	7.80	7.70	7.90	7.70	7.50	7.30	7.675		14.075
41	288	LYMPANOVNOS Christos	GRE	5.60	8.40	8.50	8.70	8.80	8.20	8.20	8.450		14.050
42	335	WAMMES Jeffrey	NED	5.50	8.40	9.10	8.50	7.90	8.40	8.80	8.525		14.025
43	249	NOVOTNY Vladimir	CZE	5.50	8.80	8.60	8.10	8.60	8.10	8.50	8.450		13.950

Lausanne (SUI) 8 - 11 May 2008

INDIVIDUAL JUDGES SCORES Men's Seniors - Qualifications For Competitions 3 And 4

THU 8 MAY 2008 - 18:00



Rank	Bib	Name	NOC Code	A Score	B1 CZE	B2 SLO	B3 GRE	B4 CYP	B5 POR	B6 SVK	B Score	Pen.	Total
44	276	NOZADZE Paata	GEO	5.20	8.40	8.70	8.80	8.80	8.70	8.60	8.700		13.900
45	234	KUYUMDZHIEV Bogomil	BUL	5.70	8.20	8.30	8.10	8.10	7.70	8.30	8.175		13.875
46	286	TSOLAKIDIS Vasileios	GRE	5.40	8.10	8.40	8.40	8.60	7.90	8.30	8.300		13.700
47	314	POZZO Enrico	ITA	5.50	8.30	8.30	8.10	8.10	8.20	8.20	8.200		13.700
48	338	VAN ASSCHE Anthony	NED	5.20	8.80	8.70	8.00	8.40	8.50	8.30	8.475		13.675
49	273	THOMAS Kristian	GBR	5.40	8.30	8.20	8.20	8.40	8.10	8.50	8.275		13.675
50	265	WIGNANITZ Raphaël	FRA	5.00	8.30	8.60	8.70	8.60	8.60	8.80	8.625		13.625
51	388	HAGELIN Patrik	SWE	4.90	9.00	8.80	8.60	8.20	8.40	8.80	8.650		13.550
52	353	ALMEIDA Simao	POR	5.10	8.40	8.40	8.70	8.30	8.60	8.40	8.450		13.550
53	248	SMEJKAL Petr	CZE	5.00	8.50	8.30	8.50	8.60	8.30	8.60	8.475		13.475
54	376	CAPELLI Claudio	SUI	4.80	8.60	8.50	8.70	8.70	8.50	8.60	8.600		13.400
55	374	RUTAR Klemen	SLO	5.00	7.80	8.30	8.50	8.10	8.80	8.50	8.350		13.350
56	264	TUUHA Tomi	FIN	5.00	8.30	8.40	8.50	8.20	8.10	8.50	8.350		13.350
57	368	PAUNOVIC Milos	SRB	5.10	8.10	8.40	8.00	8.30	8.20	8.40	8.250		13.350
58	210	BALDAUF Marco	AUT	5.30	8.40	8.30	7.60	7.70	7.90	8.10	8.000		13.300
59	251	PURGE Florin	DEN	5.20	8.10	8.30	8.20	7.90	8.10	7.80	8.075		13.275
60	320	IZMODENOV Jevgenij	LTU	4.60	8.70	8.70	8.80	7.80	8.40	8.70	8.625		13.225
61	231	YANEV Filip	BUL	5.00	8.20	8.70	8.10	8.10	8.10	8.50	8.225		13.225
62	200	HASA Alon	ALB	5.00	8.20	8.10	8.40	8.20	8.20	8.30	8.225		13.225
63	307	ARONOVICH Felix	ISR	5.10	8.10	8.50	8.10	8.30	7.70	8.00	8.125		13.225
64	237	BREZ Marko	CRO	4.90	8.20	8.20	8.00	8.40	8.00	8.50	8.200		13.100
65	245	BOLTAR Michal	CZE	4.90	8.10	8.20	8.30	8.20	8.30	7.90	8.200		13.100
66	308	SHAHAM Noam	ISR	5.50	7.30	7.50	7.90	7.70	7.40	7.60	7.550		13.050
67	341	HANCHE OLSEN Joachim	NOR	4.60	8.40	8.50	8.50	7.70	8.30	8.40	8.400		13.000
68	340	JANSEN Espen	NOR	4.70	8.10	8.40	8.20	8.40	8.20	8.40	8.300		13.000
69	211	LEIDLMAIR Alexander	AUT	4.80	8.00	8.20	8.50	8.20	8.10	8.30	8.200		13.000
70	300	KRISTMANSSON Viktor	ISL	4.50	8.80	8.50	8.40	8.40	8.00	8.50	8.450		12.950
71	294	HIDVEGI Vid	HUN	4.70	8.30	8.60	8.20	8.40	8.10	5.00	8.250		12.950
72	214	RAUSCHER Mario	AUT	4.70	8.50	8.60	8.00	7.90	8.40	8.00	8.225		12.925
73	347	KIERZKOWSKI Adam	POL	5.00	7.90	8.20	7.80	7.80	8.00	7.90	7.900		12.900
74	342	SAMUELSEN Tore	NOR	5.10	7.40	8.00	7.80	7.60	7.90	7.90	7.800		12.900
75	354	GRACA Bernardo	POR	4.80	8.30	8.50	7.90	7.70	7.90	8.10	8.050		12.850
76	371	PETKOVSEK Mitja	SLO	4.80	7.90	8.10	8.10	8.00	8.10	8.00	8.050		12.850
77	393	YILDIZ Fatih	TUR	4.40	8.20	8.40	8.30	8.50	8.30	8.50	8.375		12.775
78	330	SHKURATKOV V.	MDA	5.20	7.60	7.60	7.50	7.70	7.20	7.50	7.550		12.750
79	250	VAMMEN Helge	DEN	4.20	8.60	8.50	8.60	8.10	9.00	8.40	8.525		12.725
80	318	ARSHUNS Vitali	LAT	4.80	7.70	8.10	7.90	8.20	7.90	7.80	7.925		12.725
81	263	KUUSELA Ilkka	FIN	4.40	8.00	8.10	8.40	8.60	8.10	8.00	8.150		12.550
82	348	LYSZCZARZ Marek	POL	4.50	7.90	7.80	8.20	8.20	8.00	8.00	8.025		12.525
83	392	SAFAK Ersin	TUR	4.40	8.00	8.20	8.20	8.30	7.30	8.00	8.100		12.500
84	369	MESTER Robert	SRB	4.40	7.80	8.20	8.50	8.10	7.50	8.00	8.025		12.425
85	385	SLANVALL Bjorn	SWE	5.30	7.00	7.50	7.40	7.40	6.70	6.70	7.125		12.425
86	387	FOO George	SWE	4.40	8.00	8.20	7.90	8.30	7.80	7.90	8.000		12.400

Lausanne (SUI) 8 - 11 May 2008

INDIVIDUAL JUDGES SCORES
Men's Seniors - Qualifications For Competitions 3 And 4

THU 8 MAY 2008 - 18:00



Rank	Bib	Name	NOC Code	A Score	B1 CZE	B2 SLO	B3 GRE	B4 CYP	B5 POR	B6 SVK	B Score	Pen.	Total
87	215	ASLANOV Sabuhi	AZE	4.20	7.70	7.70	8.30	8.30	8.20	8.20	8.100		12.300
88	391	BULUT Ibrahim	TUR	4.50	7.40	8.00	8.00	8.30	6.90	7.80	7.800		12.300
89	372	DIMIC Alen	SLO	4.70	7.20	7.60	7.50	7.60	6.50	7.50	7.450		12.150
90	241	ARISTOTELOUS C.	CYP	4.70	7.20	7.30	7.50	8.00	7.10	7.10	7.275		11.975
91	295	CARSON Luke	IRL	3.50	7.90	8.40	8.00	7.80	8.20	8.00	8.025		11.525
92	239	MOZNIK Marijo	CRO	3.20	8.30	8.60	8.20	8.30	7.90	8.40	8.300		11.500
93	321	BUTAUTAS Tadas	LTU	3.60	6.80	7.30	7.10	7.70	6.20	7.40	7.150		10.750
94	238	MOZNIK Darijo	CRO	2.40	8.00	8.30	8.20	8.40	8.50	8.40	8.325		10.725
95	302	JOCHUMSSON Ingvar	ISL	3.70	6.50	6.90	7.10	8.00	6.50	6.90	6.850		10.550
96	367	VELJIKOVIC Marko	SRB	3.40	5.90	7.30	7.60	6.40	6.70	7.00	6.850		10.250

Legend:

A Difficulty score **B1 - B6** Panel "B" judges 1 - 6 **Pen** Penalty



Rings

Lausanne (SUI) 8 - 11 May 2008

INDIVIDUAL JUDGES SCORES Men's Seniors - Qualifications For Competitions 3 And 4

THU 8 MAY 2008 - 18:00



Rank	Bib	Name	NOC Code	V	A Score	B1 ESP	B2 POL	B3 ITA	B4 SRB	B5 LUX	B6 LTU	B Score	Pen.	Vault	Total
1	364	GOLOTSUTSKOV Anton	RUS	1	7.00	9.60	9.30	9.50	9.60	9.50	9.60	9.550		16.550	16.550
				2	7.00	8.70	8.80	8.90	8.80	9.00	9.00	8.875		15.875	
2	355	POPESCU Ilie Daniel	ROU	1	7.00	9.50	9.50	9.40	9.40	9.50	9.40	9.450		16.450	16.450
				2	7.00	9.10	9.10	9.10	9.00	9.20	9.00	9.075	0.4	15.675	
3	290	HETROVICS Marcell	HUN	1	7.00	9.50	9.40	9.50	9.20	9.40	9.30	9.400		16.400	16.400
				2	6.20	8.80	8.50	8.40	8.90	8.60	8.70	8.650	0.1	14.750	
4	345	BLANIK Leszek	POL	1	7.00	9.30	9.30	9.30	9.00	9.20	9.30	9.275		16.275	16.275
				2	7.00	9.60	9.50	9.50	9.50	9.50	9.60	9.525		16.525	
5	335	WAMMES Jeffrey	NED	1	6.60	9.60	9.60	9.60	9.50	9.70	9.50	9.575		16.175	16.175
				2	6.60	9.60	9.60	9.40	9.60	9.50	9.50	9.550		16.150	
6	280	HAMBUECHEN Fabian	GER	1	6.60	9.50	9.50	9.50	9.60	9.60	9.60	9.550		16.150	16.150
				2	6.20	9.60	9.40	9.60	9.50	9.60	9.60	9.575		15.775	
7	357	SELARIU Dorin Razvan	ROU	1	6.60	9.50	9.30	9.60	9.50	9.60	9.60	9.550		16.150	16.150
				2	6.60	9.60	9.50	9.60	9.40	9.40	9.50	9.500		16.100	
8	227	KASPIAROVICH Dimitri	BLR	1	7.00	9.10	9.10	9.00	9.10	9.30	9.30	9.150		16.150	16.150
				2	7.00	9.20	9.20	9.20	9.10	9.20	9.30	9.200		16.200	
9	268	KARBANENKO Dimitri	FRA	1	6.60	9.60	9.50	9.50	9.50	9.50	9.50	9.500		16.100	16.100
10	397	ZOZULYA Roman	UKR	1	6.60	9.50	9.50	9.40	9.40	9.40	9.30	9.425		16.025	16.025
11	376	CAPELLI Claudio	SUI	1	6.60	9.50	9.40	9.60	9.30	9.40	9.30	9.400		16.000	16.000
12	291	CZINGLI Laszlo	HUN	1	6.60	9.40	9.30	9.50	9.40	9.50	9.30	9.400		16.000	16.000
13	257	MUNOZ Sergio	ESP	1	6.60	9.50	9.40	9.40	9.30	9.20	9.50	9.400		16.000	16.000
				2	6.20	9.30	9.30	9.20	9.00	9.20	9.20	9.225		15.425	
14	356	KOCZI Flavius	ROU	1	7.00	9.00	9.00	9.00	8.90	9.20	9.00	9.000		16.000	16.000
				2	7.00	8.50	8.50	8.30	8.50	8.70	8.30	8.450		15.450	
15	258	GARCIA Arkaitz	ESP	1	6.60	9.50	9.30	9.40	9.40	9.40	9.30	9.375		15.975	15.975
16	264	TUUHA Tomi	FIN	1	6.60	9.50	9.50	9.50	9.40	9.40	9.30	9.450	0.1	15.950	15.950
				2	6.20	9.50	9.50	9.50	9.30	9.60	9.50	9.500		15.700	
17	315	SAPRONENKO Evgeni	LAT	1	6.60	9.30	9.40	9.20	9.10	9.50	9.50	9.350		15.950	15.950
				2	6.60	9.30	9.50	9.40	9.20	9.30	9.40	9.350		15.950	
18	226	SAVITSKI Dzmitry	BLR	1	6.60	9.40	9.40	9.30	9.30	9.20	9.30	9.325		15.925	15.925
19	265	WIGNANITZ Raphaël	FRA	1	7.00	9.00	8.80	8.70	9.00	8.90	9.30	8.925		15.925	15.925
				2	7.00	8.70	8.40	8.80	8.60	8.70	8.80	8.700		15.700	
20	363	KRYUKOV Nikolai	RUS	1	6.60	9.40	9.30	9.40	9.20	9.20	9.30	9.300		15.900	15.900
21	283	NGUYEN Marcel	GER	1	6.60	9.40	9.30	9.30	9.40	9.60	9.40	9.375	0.1	15.875	15.875
22	281	JUCKEL Robert	GER	1	6.60	9.20	9.30	9.40	9.50	9.20	9.40	9.325	0.1	15.825	15.825
23	399	SUPRUN Oleksandr	UKR	1	6.60	9.30	9.40	9.20	9.20	9.10	9.20	9.225		15.825	15.825
24	285	MARAS Vlasios	GRE	1	6.60	9.30	9.30	9.20	9.40	9.20	9.40	9.300	0.1	15.800	15.800
				2	7.00	8.70	8.70	8.70	8.60	8.80	8.50	8.675		15.675	
25	292	SZALONTAI Istvan	HUN	1	6.60	9.50	9.10	9.30	8.90	9.20	9.00	9.150		15.750	15.750
				2	6.20	9.30	9.10	9.30	9.30	9.10	9.30	9.250		15.450	
26	240	GEORGALLAS Irodotos	CYP	1	6.60	9.10	9.00	9.10	9.30	9.50	9.10	9.150		15.750	15.750
27	225	SAVENKOV Denis	BLR	1	6.20	9.50	9.50	9.60	9.50	9.50	9.60	9.525		15.725	15.725
27	305	SHATILOV Alexander	ISR	1	6.20	9.50	9.50	9.60	9.50	9.60	9.50	9.525		15.725	15.725

Lausanne (SUI) 8 - 11 May 2008

INDIVIDUAL JUDGES SCORES Men's Seniors - Qualifications For Competitions 3 And 4

THU 8 MAY 2008 - 18:00



Rank	Bib	Name	NOC Code	V	A Score	B1 ESP	B2 POL	B3 ITA	B4 SRB	B5 LUX	B6 LTU	B Score	Pen.	Vault	Total
29	230	JOVTCHEV Jordan	BUL	1	6.20	9.60	9.40	9.50	9.60	9.50	9.50	9.525		15.725	15.725
30	377	RAMSEIER Mark	SUI	1	6.60	9.10	9.20	9.00	9.00	9.20	9.00	9.075		15.675	15.675
31	289	DOULKERIDIS Michail	GRE	1	6.20	9.60	9.40	9.50	9.50	9.40	9.40	9.450		15.650	15.650
32	375	BOESCHENSTEIN N.	SUI	1	6.60	9.00	9.20	9.30	8.70	9.00	9.00	9.050		15.650	15.650
				2	6.20	9.50	9.10	9.40	9.30	9.20	9.30	9.300		15.500	
33	260	AALTO Sami	FIN	1	6.20	9.50	9.30	9.50	9.20	9.40	9.50	9.425		15.625	15.625
33	314	POZZO Enrico	ITA	1	6.20	9.50	9.40	9.50	9.50	9.20	9.30	9.425		15.625	15.625
35	274	FOLWELL Luke	GBR	1	6.20	9.50	9.30	9.40	9.50	9.40	9.40	9.425		15.625	15.625
36	255	BOTELLA PEREZ Isaac	ESP	1	6.60	9.40	9.00	9.00	9.20	9.20	9.10	9.125	0.1	15.625	15.625
				2	6.60	9.10	8.90	9.10	8.80	9.00	9.00	9.000	0.3	15.300	
37	266	DA SILVA Gaël	FRA	1	6.60	9.00	9.00	9.20	8.70	8.90	9.10	9.000		15.600	15.600
38	250	VAMMEN Helge	DEN	1	6.20	9.30	9.30	9.50	9.50	9.30	9.40	9.375		15.575	15.575
				2	4.60	9.40	9.60	9.50	9.40	9.30	9.30	9.400		14.000	
39	398	KUKSENKOV M.	UKR	1	6.20	9.30	9.40	9.40	9.40	9.30	9.40	9.375		15.575	15.575
40	339	VAN MINDE Carlo	NED	1	6.20	9.40	9.30	9.40	9.40	9.20	9.30	9.350		15.550	15.550
41	348	LYSZCZARZ Marek	POL	1	6.20	9.40	9.30	9.30	9.40	9.20	9.30	9.325		15.525	15.525
				2	6.60	8.70	8.60	8.50	8.80	8.60	8.70	8.650		15.250	
42	287	MARKOUSIS Dimitrios	GRE	1	6.20	9.20	9.40	9.40	9.40	9.40	9.40	9.400	0.1	15.500	15.500
				2	6.60	8.70	8.80	8.50	8.50	8.50	8.60	8.575	0.3	14.875	
43	270	SMITH Louis	GBR	1	6.20	9.20	9.10	9.40	9.30	9.20	9.40	9.275		15.475	15.475
44	372	DIMIC Alen	SLO	1	6.20	9.30	9.30	9.20	9.10	9.20	9.50	9.250		15.450	15.450
45	233	BATINKOV Aleksandar	BUL	1	6.20	9.30	9.20	9.50	9.50	9.10	9.30	9.325	0.1	15.425	15.425
46	325	PALGEN Sascha	LUX	1	6.20	9.20	9.00	9.30	9.30	9.30	9.40	9.275	0.1	15.375	15.375
47	361	DEVIATOVSKI Maxim	RUS	1	6.60	8.70	8.70	8.90	8.80	8.70	9.00	8.775		15.375	15.375
48	390	SAMILOGLU Umit	TUR	1	6.20	9.20	9.20	9.30	9.30	9.20	9.40	9.250	0.1	15.350	15.350
49	232	VOVK Yaroslav	BUL	1	6.60	8.70	8.70	8.50	8.70	8.70	8.80	8.700		15.300	15.300
50	351	ALMEIDA Pedro	POR	1	5.80	9.50	9.40	9.50	9.20	9.50	9.40	9.450		15.250	15.250
51	247	PANSKY Jindrich	CZE	1	6.20	9.20	9.10	9.20	9.00	9.10	9.20	9.150	0.1	15.250	15.250
52	342	SAMUELSEN Tore	NOR	1	6.60	8.90	8.70	8.80	8.50	8.60	9.10	8.750	0.1	15.250	15.250
53	273	THOMAS Kristian	GBR	1	6.60	8.60	8.70	8.80	8.70	8.60	8.40	8.650		15.250	15.250
54	344	LARSEN Daniel	NOR	1	5.80	9.40	9.00	9.50	9.20	9.40	9.40	9.350		15.150	15.150
55	313	MORANDI Matteo	ITA	1	6.60	8.80	8.60	8.80	8.60	8.40	8.60	8.650	0.1	15.150	15.150
56	200	HASA Alon	ALB	1	6.20	9.00	8.50	9.00	8.90	8.80	9.00	8.925		15.125	15.125
57	353	ALMEIDA Simao	POR	1	5.80	9.50	9.30	9.40	9.40	9.40	9.40	9.400	0.1	15.100	15.100
58	310	ANGIOLETTI Matteo	ITA	1	6.60	8.70	8.60	8.50	8.40	8.40	8.40	8.475		15.075	15.075
59	349	MUCHORSKI Krzysztof	POL	1	6.60	8.30	8.40	8.60	8.40	8.30	8.80	8.425		15.025	15.025
60	352	JESUS Carlos	POR	1	5.80	9.20	9.50	9.30	9.40	9.20	9.30	9.300	0.1	15.000	15.000
61	318	ARSHUNS Vitali	LAT	1	6.20	8.90	8.70	9.00	8.80	8.80	9.00	8.875	0.1	14.975	14.975
62	253	MORTENSEN Stefan	DEN	1	6.20	8.70	9.30	8.80	8.50	9.00	8.80	8.825	0.1	14.925	14.925
				2	6.60	8.90	9.00	8.60	8.50	8.80	8.70	8.750	0.1	15.250	
63	386	BOSTROM Jimmy	SWE	1	6.20	9.00	8.80	8.80	8.50	8.80	8.80	8.800	0.1	14.900	14.900
64	389	TEHLER Elof	SWE	1	5.40	9.30	9.50	9.50	9.50	9.50	9.40	9.475	0.1	14.775	14.775
65	215	ASLANOV Sabuhi	AZE	1	5.40	9.40	9.30	9.40	9.50	9.20	9.40	9.375		14.775	14.775

Lausanne (SUI) 8 - 11 May 2008

INDIVIDUAL JUDGES SCORES Men's Seniors - Qualifications For Competitions 3 And 4

THU 8 MAY 2008 - 18:00

I

Rank	Bib	Name	NOC Code	V	A Score	B1 ESP	B2 POL	B3 ITA	B4 SRB	B5 LUX	B6 LTU	B Score	Pen.	Vault	Total
66	214	RAUSCHER Mario	AUT	1	5.40	9.40	9.40	9.30	9.50	9.10	9.40	9.375		14.775	14.775
67	306	GHOLUB Eduard	ISR	1	5.40	9.50	9.40	9.40	9.20	9.30	9.30	9.350		14.750	14.750
68	239	MOZNIK Marijo	CRO	1	5.40	9.50	9.40	9.40	9.30	9.20	9.20	9.325		14.725	14.725
69	212	KRANZLMUELLER Lukas	AUT	1	5.40	9.30	9.20	9.20	9.30	9.40	9.40	9.300		14.700	14.700
70	388	HAGELIN Patrik	SWE	1	5.40	9.20	9.30	9.30	9.40	9.30	9.30	9.300		14.700	14.700
71	300	KRISTMANSSON Viktor	ISL	1	5.40	9.30	9.30	9.30	9.30	9.20	9.30	9.300		14.700	14.700
72	242	ARISTOTELOUS P.	CYP	1	5.40	9.40	9.20	9.40	9.40	9.10	9.10	9.275		14.675	14.675
73	245	BOLTNAR Michal	CZE	1	5.40	9.30	9.30	9.30	9.30	9.20	9.20	9.275		14.675	14.675
74	308	SHAHAM Noam	ISR	1	6.20	8.30	8.50	8.50	8.20	8.50	8.80	8.450		14.650	14.650
75	368	PAUNOVIC Milos	SRB	1	5.40	9.30	9.30	9.20	9.10	9.20	9.20	9.225		14.625	14.625
76	336	ZONDERLAND Herre	NED	1	6.20	8.40	8.20	8.60	8.50	8.60	8.60	8.525	0.1	14.625	14.625
77	365	NIKOLIC Dimitrije	SRB	1	5.40	9.20	9.30	9.10	9.20	9.00	9.30	9.200		14.600	14.600
78	295	CARSON Luke	IRL	1	5.40	9.30	9.10	9.10	9.20	9.20	9.10	9.150		14.550	14.550
				2	4.20	9.20	9.30	9.40	9.40	9.30	9.40	9.350		13.550	
79	393	YILDIZ Fatih	TUR	1	5.40	9.10	9.30	9.20	9.20	9.10	9.10	9.150		14.550	14.550
80	213	WUESTNER Lukas	AUT	1	5.40	9.30	9.10	8.90	9.10	9.20	9.00	9.100		14.500	14.500
81	262	TANSKANEN Jani	FIN	1	5.40	9.20	9.10	9.20	9.10	9.00	9.20	9.150	0.1	14.450	14.450
82	367	VELJIKOVIC Marko	SRB	1	5.40	9.20	8.90	9.10	9.20	9.00	8.90	9.050		14.450	14.450
83	237	BREZ Marko	CRO	1	5.40	8.90	9.10	9.00	9.10	9.20	9.00	9.050		14.450	14.450
84	391	BULUT Ibrahim	TUR	1	5.40	9.00	9.10	9.10	9.00	9.00	8.90	9.025		14.425	14.425
85	248	SMEJKAL Petr	CZE	1	6.20	8.50	8.30	8.70	8.60	8.60	8.70	8.600	0.4	14.400	14.400
				2	5.40	9.10	9.30	9.00	9.30	9.10	9.10	9.150		14.550	
86	251	PURGE Florin	DEN	1	5.80	8.80	8.60	8.60	8.50	8.80	8.80	8.700	0.1	14.400	14.400
87	241	ARISTOTELOUS C.	CYP	1	5.80	8.40	8.60	8.50	8.70	8.50	8.50	8.525		14.325	14.325
88	302	JOCHUMSSON Ingvar	ISL	1	4.60	9.50	9.20	9.50	9.50	9.30	9.30	9.400		14.000	14.000
89	201	MISHOVA Walter	ALB	1	4.60	9.40	9.20	9.40	9.40	9.20	9.40	9.350		13.950	13.950
90	320	IZMODENOV Jevgenij	LTU	1	5.40	9.00	9.10	8.80	9.00	8.90	9.30	9.000	0.5	13.900	13.900
				2	3.80	9.00	9.00	9.00	9.10	9.00	9.00	9.000	0.1	12.700	
91	238	MOZNIK Darijo	CRO	1	4.60	9.30	9.30	9.30	9.20	9.10	9.30	9.275		13.875	13.875
92	321	BUTAUTAS Tadas	LTU	1	4.60	9.20	9.30	9.20	9.30	9.30	9.20	9.250		13.850	13.850
				2	3.80	9.30	9.50	9.30	8.90	9.00	9.20	9.200		13.000	
93	373	BERTONCELJ Saso	SLO	1	4.60	9.20	9.20	9.20	9.40	9.00	9.10	9.175		13.775	13.775
94	340	JANSEN Espen	NOR	1	5.80	8.50	8.10	8.40	8.40	8.00	8.20	8.275	0.3	13.775	13.775
95	276	NOZADZE Paata	GEO	1	4.20	9.20	9.40	9.50	9.20	8.80	9.20	9.250		13.450	13.450
				2	5.40	8.80	9.10	8.80	9.00	9.00	9.10	8.975		14.375	
96	374	RUTAR Klemen	SLO	1	0.00	0.00	0.00	0.00	0.00	0.00	0.00	0.000		0.000	0.000

Legend:

V Vault number A Difficulty score B1 - B6 Panel "B" judges 1 - 6 Pen Penalty

I Vault

Lausanne (SUI) 8 - 11 May 2008

INDIVIDUAL JUDGES SCORES Men's Seniors - Qualifications For Competitions 3 And 4

THU 8 MAY 2008 - 18:00



Rank	Bib	Name	NOC Code	A Score	B1 BLR	B2 UKR	B3 ARM	B4 CRO	B5 GER	B6 ISL	B Score	Pen.	Total
1	363	KRYUKOV Nikolai	RUS	6.70	9.50	9.50	9.50	9.50	9.50	9.40	9.500		16.200
2	395	GONCHAROV Valeriy	UKR	6.60	9.50	9.50	9.40	9.40	9.40	9.20	9.425		16.025
3	371	PETKOVSEK Mitja	SLO	6.40	9.40	9.40	9.50	9.60	9.60	9.60	9.525		15.925
4	286	TSOLAKIDIS Vasileios	GRE	6.50	9.30	9.20	9.20	9.20	9.20	9.20	9.200		15.700
5	280	HAMBUECHEN Fabian	GER	6.60	9.00	9.10	9.00	9.30	9.30	9.00	9.100		15.700
6	361	DEVIATOVSKI Maxim	RUS	6.20	9.50	9.50	9.50	9.40	9.30	8.80	9.425		15.625
7	228	TSAREVICH Aliaksandr	BLR	6.40	9.20	9.10	9.20	9.10	9.20	8.60	9.150		15.550
8	267	CUCHERAT Yann	FRA	6.70	9.00	8.60	8.70	8.90	9.00	8.80	8.850		15.550
9	380	PIASECKY Samuel	SVK	6.30	9.20	9.40	9.10	9.20	9.10	9.20	9.175		15.475
10	347	KIERZKOWSKI Adam	POL	6.40	8.90	9.10	9.00	9.00	9.00	8.70	8.975		15.375
11	227	KASPIAROVICH Dimitri	BLR	6.50	8.90	8.80	8.90	8.90	8.80	8.30	8.850		15.350
12	376	CAPELLI Claudio	SUI	6.20	8.80	9.10	8.90	9.20	9.30	8.50	9.000		15.200
13	397	ZOZULYA Roman	UKR	6.30	8.90	9.00	9.00	8.90	8.70	8.30	8.875		15.175
14	346	KULESZA Roman	POL	6.00	9.30	9.10	9.00	9.20	9.20	9.00	9.125		15.125
15	375	BOESCHENSTEIN N.	SUI	6.40	8.80	8.80	8.70	8.60	8.60	8.90	8.725		15.125
16	360	KHOROKHORDIN Sergei	RUS	6.50	8.60	8.60	8.80	8.70	8.60	8.20	8.625		15.125
17	226	SAVITSKI Dzmitry	BLR	6.50	8.70	8.60	8.60	8.50	8.40	7.90	8.525		15.025
18	266	DA SILVA Gaël	FRA	6.50	8.50	8.70	8.30	8.50	8.40	8.40	8.450		14.950
19	271	BREWER Ross	GBR	5.90	9.00	8.70	9.10	9.10	9.20	8.90	9.025		14.925
20	268	KARBANENKO Dimitri	FRA	6.20	9.00	8.70	8.70	8.70	8.80	8.70	8.725		14.925
21	357	SELARIU Dorin Razvan	ROU	6.00	9.10	9.00	9.00	8.80	8.80	8.80	8.900		14.900
22	290	HETROVICS Marcell	HUN	5.80	8.80	9.20	8.90	8.70	8.70	9.10	8.875		14.675
23	206	VAHAG Stepanyan	ARM	6.10	8.70	8.40	8.50	8.50	8.70	7.90	8.525		14.625
24	398	KUKSENKOV M.	UKR	6.10	8.80	8.60	8.60	8.50	8.30	8.10	8.500		14.600
25	311	BUSNARI Alberto	ITA	5.50	9.10	9.00	9.10	9.10	9.10	8.50	9.075		14.575
26	313	MORANDI Matteo	ITA	5.80	8.60	8.80	8.50	8.90	9.00	8.60	8.725		14.525
27	356	KOCZI Flavius	ROU	6.00	8.60	8.50	8.50	8.50	8.50	8.60	8.525		14.525
28	274	FOLWELL Luke	GBR	5.60	9.00	9.00	9.00	8.80	8.80	8.80	8.900		14.500
29	259	GOMEZ Javier	ESP	6.00	8.60	8.60	8.50	8.50	8.40	8.30	8.500		14.500
30	335	WAMMES Jeffrey	NED	5.80	9.10	8.80	8.60	8.50	8.80	8.40	8.675		14.475
31	258	GARCIA Arkaitz	ESP	6.20	8.20	8.30	8.00	8.30	8.30	8.60	8.275		14.475
32	351	ALMEIDA Pedro	POR	5.40	9.00	9.10	9.10	8.90	8.90	9.10	9.025		14.425
33	314	POZZO Enrico	ITA	5.50	8.90	9.10	9.00	8.80	8.60	9.00	8.925		14.425
34	256	CARBALLO Manuel	ESP	6.00	8.60	8.30	8.30	8.40	8.50	8.50	8.425		14.425
35	230	JOVTCHEV Jordan	BUL	5.30	9.10	9.20	9.00	9.00	9.10	9.20	9.100		14.400
36	374	RUTAR Klemen	SLO	5.20	8.90	9.10	9.30	9.30	9.00	9.20	9.150		14.350
37	275	GIORGADZE Ilia	GEO	6.00	8.40	8.20	8.50	8.40	8.40	7.80	8.350		14.350
38	232	VOVK Yaroslav	BUL	5.70	8.70	8.50	8.20	8.70	8.70	8.60	8.625		14.325
39	359	STANESCU G.	ROU	6.00	8.30	8.40	8.30	8.30	8.50	8.20	8.325		14.325
40	210	BALDAUF Marco	AUT	5.30	9.10	9.10	9.00	9.00	8.80	8.90	9.000		14.300
41	287	MARKOUSIS Dimitrios	GRE	5.50	8.70	8.80	8.80	8.80	8.80	8.80	8.800		14.300
42	283	NGUYEN Marcel	GER	6.30	8.20	7.80	7.50	8.20	8.60	7.80	8.000		14.300
43	270	SMITH Louis	GBR	5.30	9.00	9.10	9.10	8.90	8.90	8.90	8.975		14.275

Lausanne (SUI) 8 - 11 May 2008

INDIVIDUAL JUDGES SCORES Men's Seniors - Qualifications For Competitions 3 And 4

THU 8 MAY 2008 - 18:00



Rank	Bib	Name	NOC Code	A Score	B1 BLR	B2 UKR	B3 ARM	B4 CRO	B5 GER	B6 ISL	B Score	Pen.	Total
44	294	HIDVEGI Vid	HUN	5.60	8.40	8.80	8.50	8.50	8.90	8.50	8.575		14.175
45	306	GHOLUB Eduard	ISR	5.60	8.60	8.60	8.60	8.60	8.50	8.30	8.575		14.175
46	307	ARONOVICH Felix	ISR	5.30	8.90	8.90	8.80	8.80	8.90	8.30	8.850		14.150
47	353	ALMEIDA Simao	POR	5.40	8.90	8.70	8.70	8.80	8.80	8.50	8.750		14.150
48	325	PALGEN Sascha	LUX	5.60	8.50	8.60	8.30	8.70	8.70	8.40	8.550		14.150
49	379	MANNHART Dennis	SUI	5.50	8.80	8.60	8.60	8.50	8.70	8.50	8.600		14.100
50	250	VAMMEN Helge	DEN	4.90	9.10	9.10	9.20	9.30	9.20	8.90	9.150		14.050
51	350	CAMPOS Manuel	POR	5.60	8.50	8.50	8.40	8.40	8.70	8.10	8.450		14.050
52	233	BATINKOV Aleksandar	BUL	5.70	8.50	8.40	8.30	8.40	8.30	8.30	8.350		14.050
53	320	IZMODENOV Jevgenij	LTU	5.50	8.50	8.40	8.50	8.40	8.50	8.40	8.450		13.950
54	260	AALTO Sami	FIN	4.80	9.00	9.20	9.20	9.00	9.10	9.10	9.100		13.900
55	336	ZONDERLAND Herre	NED	5.10	8.70	8.60	8.60	9.00	9.00	8.90	8.800		13.900
56	340	JANSEN Espen	NOR	5.30	8.30	8.80	8.70	8.50	8.50	8.30	8.500		13.800
57	263	KUUSELA Ilkka	FIN	5.60	8.30	8.20	8.20	8.00	8.10	8.20	8.175		13.775
58	305	SHATILOV Alexander	ISR	4.80	9.20	8.90	8.90	8.80	8.90	8.70	8.875		13.675
59	387	FOO George	SWE	5.00	8.80	8.80	8.90	8.60	8.20	8.50	8.675		13.675
60	338	VAN ASSCHE Anthony	NED	5.20	8.70	8.50	8.00	8.50	8.50	8.20	8.425		13.625
61	318	ARSHUNS Vitali	LAT	4.90	8.70	8.90	8.80	8.80	8.50	8.40	8.700		13.600
62	248	SMEJKAL Petr	CZE	5.10	8.60	8.80	8.40	8.30	8.70	7.70	8.500		13.600
63	200	HASA Alon	ALB	5.30	8.10	8.60	8.30	8.20	8.30	8.40	8.300		13.600
64	349	MUCHORSKI Krzysztof	POL	4.70	9.20	8.80	8.80	9.00	8.90	8.50	8.875		13.575
65	282	BOY Philipp	GER	5.60	7.90	7.80	7.60	8.30	8.30	7.90	7.975		13.575
66	341	HANCHE OLSEN Joachim	NOR	5.50	7.90	8.00	8.10	8.00	8.10	8.00	8.025		13.525
67	300	KRISTMANSSON Viktor	ISL	4.90	8.70	8.60	8.60	8.50	8.60	8.20	8.575		13.475
68	212	KRANZLMUELLER Lukas	AUT	4.50	8.90	9.10	8.90	9.00	9.00	8.70	8.950		13.450
69	366	ATANASOVSKI Zarko	SRB	4.40	8.90	9.00	9.30	9.20	8.90	8.40	9.000		13.400
70	292	SZALONTAI Istvan	HUN	5.60	7.80	7.80	7.70	7.80	7.70	7.80	7.775		13.375
71	317	ZORINS Evgeni	LAT	4.80	8.50	8.60	8.60	8.60	8.30	7.70	8.500		13.300
72	368	PAUNOVIC Milos	SRB	4.90	8.30	8.00	8.50	8.40	8.40	8.60	8.400		13.300
73	220	VAN DAMME Koen	BEL	5.80	7.60	8.20	7.50	7.50	7.40	7.10	7.500		13.300
74	386	BOSTROM Jimmy	SWE	5.10	8.10	8.00	8.20	8.10	8.20	7.90	8.100		13.200
75	391	BULUT Ibrahim	TUR	4.20	9.00	8.80	8.80	8.90	9.10	9.00	8.925		13.125
76	393	YILDIZ Fatih	TUR	4.00	9.20	9.20	9.30	9.20	8.80	8.70	9.100		13.100
77	276	NOZADZE Paata	GEO	4.20	8.80	9.00	9.00	8.90	8.80	8.30	8.875		13.075
78	261	KOIVUNEN Riku	FIN	4.60	8.30	8.50	8.50	8.40	8.40	8.20	8.400		13.000
79	246	NOVAK Petr	CZE	4.80	8.50	8.00	8.20	8.40	8.10	7.90	8.175		12.975
80	241	ARISTOTELOUS C.	CYP	5.40	7.40	7.60	7.60	7.70	8.00	7.40	7.575		12.975
81	254	WINDFELD HELLSTEN A.	DEN	4.60	8.20	8.30	8.40	8.20	8.40	8.20	8.275		12.875
82	288	LYMPANOVNOS Christos	GRE	5.30	7.60	7.60	7.50	7.60	7.50	7.20	7.550		12.850
83	295	CARSON Luke	IRL	4.30	8.50	8.80	8.60	8.50	8.50	8.50	8.525		12.825
84	237	BREZ Marko	CRO	3.80	9.00	8.80	9.00	9.00	9.00	9.30	9.000		12.800
85	245	BOLTAR Michal	CZE	4.40	8.30	8.40	8.30	8.50	8.40	7.80	8.350		12.750
86	330	SHKURATKOV V.	MDA	5.00	7.80	7.80	7.50	7.60	7.80	7.40	7.675		12.675

Lausanne (SUI) 8 - 11 May 2008

INDIVIDUAL JUDGES SCORES
Men's Seniors - Qualifications For Competitions 3 And 4

THU 8 MAY 2008 - 18:00



Rank	Bib	Name	NOC Code	A Score	B1 BLR	B2 UKR	B3 ARM	B4 CRO	B5 GER	B6 ISL	B Score	Pen.	Total
87	243	SPANOS Georgeos	CYP	4.80	8.00	8.20	7.60	7.80	7.70	7.60	7.775		12.575
88	214	RAUSCHER Mario	AUT	4.40	8.10	8.30	8.20	8.20	8.10	7.80	8.150		12.550
89	242	ARISTOTELOUS P.	CYP	4.90	7.90	7.40	7.60	7.70	8.40	7.10	7.650		12.550
90	372	DIMIC Alen	SLO	4.80	7.70	7.80	7.70	7.80	7.70	7.30	7.725		12.525
91	239	MOZNIK Marijo	CRO	3.50	9.00	8.80	9.10	8.80	8.90	8.60	8.875		12.375
92	385	SLANVALL Bjorn	SWE	5.00	7.50	7.50	7.40	7.20	7.40	7.20	7.375		12.375
93	238	MOZNIK Darijo	CRO	4.00	8.70	8.40	8.40	8.30	7.80	8.30	8.350		12.350
94	344	LARSEN Daniel	NOR	4.30	8.10	7.60	7.70	7.90	7.80	7.10	7.750		12.050
95	251	PURGE Florin	DEN	4.20	8.00	8.00	7.50	7.50	7.60	8.10	7.775		11.975
96	365	NIKOLIC Dimitrije	SRB	4.40	8.00	7.40	7.40	7.80	7.40	7.30	7.500		11.900
97	392	SAFAK Ersin	TUR	3.00	8.60	8.40	8.60	8.50	8.20	8.10	8.425		11.425
98	321	BUTAUTAS Tadas	LTU	3.70	7.50	7.30	7.00	7.30	7.00	6.60	7.150		10.850
99	302	JOCHUMSSON Ingvar	ISL	4.30	6.80	6.60	6.70	6.60	6.20	5.80	6.525		10.825

Legend:

A Difficulty score **B1 - B6** Panel "B" judges 1 - 6 **Pen** Penalty



Parallel Bars

Lausanne (SUI) 8 - 11 May 2008

INDIVIDUAL JUDGES SCORES Men's Seniors - Qualifications For Competitions 3 And 4

THU 8 MAY 2008 - 18:00



Rank	Bib	Name	NOC Code	A Score	B1 BEL	B2 ROU	B3 TUR	B4 BUL	B5 GBR	B6 AUT	B Score	Pen.	Total
1	280	HAMBUECHEN Fabian	GER	7.00	8.90	8.90	8.70	9.10	8.90	8.90	8.900		15.900
2	285	MARAS Vlasios	GRE	6.80	8.90	9.10	8.90	9.10	8.70	8.80	8.925		15.725
3	390	SAMILOGLU Umit	TUR	6.90	8.80	8.80	9.20	9.10	8.60	8.50	8.825		15.725
4	370	PEGAN Aljaz	SLO	6.80	8.60	9.10	8.70	9.20	8.80	8.60	8.800		15.600
5	312	CASSINA Igor	ITA	6.50	9.00	8.60	8.80	8.90	8.60	8.80	8.775		15.275
6	284	WEBER Robert	GER	6.70	8.20	8.20	8.50	8.60	8.30	8.40	8.350		15.050
7	346	KULESZA Roman	POL	6.30	8.90	8.90	8.40	8.60	8.60	8.70	8.700		15.000
8	335	WAMMES Jeffrey	NED	6.40	8.00	8.70	8.80	8.80	8.30	8.40	8.550		14.950
9	210	BALDAUF Marco	AUT	6.10	9.00	8.90	8.70	8.80	8.70	8.90	8.825		14.925
10	267	CUCHERAT Yann	FRA	6.50	8.20	8.50	8.50	8.40	8.30	8.30	8.375		14.875
11	378	SCHAEERER Christoph	SUI	6.40	8.10	8.90	8.60	8.50	7.80	8.30	8.375		14.775
12	268	KARBANENKO Dimitri	FRA	6.00	8.90	8.80	8.60	8.60	8.30	8.70	8.675		14.675
13	282	BOY Philipp	GER	6.20	8.30	8.50	8.50	8.40	8.40	8.20	8.400		14.600
14	362	RYAZANOV Yury	RUS	6.10	8.40	8.40	8.50	8.50	8.50	8.30	8.450		14.550
15	360	KHOROKHORDIN Sergei	RUS	6.30	8.10	8.30	8.50	8.10	8.10	8.20	8.175		14.475
16	375	BOESCHENSTEIN N.	SUI	5.80	8.60	8.90	8.70	8.60	8.50	8.70	8.650		14.450
17	372	DIMIC Alen	SLO	6.30	7.90	7.80	8.30	8.90	8.20	8.10	8.125		14.425
18	357	SELARIU Dorin Razvan	ROU	6.00	8.30	8.20	8.70	8.60	8.20	8.40	8.375		14.375
19	398	KUKSENKOV M.	UKR	6.20	8.10	8.10	8.20	8.30	8.00	8.20	8.150		14.350
20	233	BATINKOV Aleksandar	BUL	5.70	8.80	8.50	8.70	8.70	8.40	8.50	8.600		14.300
21	356	KOCZI Flavius	ROU	6.10	8.00	8.40	8.30	8.20	7.90	8.10	8.150		14.250
22	231	YANEV Filip	BUL	5.50	8.50	8.60	8.90	9.00	8.60	8.20	8.650		14.150
23	397	ZOZULYA Roman	UKR	5.50	8.70	8.70	8.70	8.70	8.40	8.50	8.650		14.150
24	287	MARKOUSIS Dimitrios	GRE	5.60	8.30	8.90	8.70	8.50	8.40	8.50	8.525		14.125
25	311	BUSNARI Alberto	ITA	5.70	8.30	8.60	8.40	8.60	8.40	8.30	8.425		14.125
26	376	CAPELLI Claudio	SUI	5.40	8.40	8.80	8.50	8.90	8.60	8.90	8.700		14.100
27	399	SUPRUN Oleksandr	UKR	5.60	8.40	8.30	8.70	8.60	8.50	8.40	8.475		14.075
28	263	KUUSELA Ilkka	FIN	5.20	8.80	9.00	8.80	8.60	8.70	8.80	8.775		13.975
29	273	THOMAS Kristian	GBR	5.40	8.50	8.60	8.80	8.70	8.50	8.50	8.575		13.975
30	259	GOMEZ Javier	ESP	5.50	8.40	8.50	8.70	8.40	8.30	8.60	8.475		13.975
31	336	ZONDERLAND Herre	NED	5.40	8.80	8.50	8.50	8.70	8.40	8.50	8.550		13.950
32	250	VAMMEN Helge	DEN	5.10	8.70	9.10	8.80	8.70	8.80	8.80	8.775		13.875
33	258	GARCIA Arkaitz	ESP	5.70	8.20	7.90	8.50	8.20	8.00	8.20	8.150		13.850
34	228	TSAREVICH Aliaksandr	BLR	5.70	8.10	8.10	7.90	8.20	8.20	8.20	8.150		13.850
35	289	DOULKERIDIS Michail	GRE	5.30	8.10	8.80	8.60	8.60	8.40	8.50	8.525		13.825
36	366	ATANASOVSKI Zarko	SRB	5.40	8.30	8.30	8.50	8.50	8.30	8.40	8.375		13.775
37	290	HETROVICS Marcell	HUN	5.50	8.10	8.90	8.30	8.20	8.20	8.40	8.275		13.775
38	262	TANSKANEN Jani	FIN	5.50	8.30	8.20	8.30	8.30	8.30	8.20	8.275		13.775
39	292	SZALONTAI Istvan	HUN	5.60	7.90	8.20	8.40	8.20	8.10	8.20	8.175		13.775
40	361	DEVIATOVSKI Maxim	RUS	5.70	8.20	7.60	8.20	8.30	7.90	8.00	8.075		13.775
41	257	MUNOZ Sergio	ESP	5.70	7.60	8.10	8.20	8.10	8.10	8.00	8.075		13.775
42	248	SMEJKAL Petr	CZE	5.00	8.70	8.50	9.10	8.60	8.80	8.90	8.750		13.750
43	385	SLANVALL Bjorn	SWE	5.90	7.70	7.90	7.80	8.00	7.90	7.70	7.825		13.725

Lausanne (SUI) 8 - 11 May 2008

INDIVIDUAL JUDGES SCORES Men's Seniors - Qualifications For Competitions 3 And 4

THU 8 MAY 2008 - 18:00



Rank	Bib	Name	NOC Code	A Score	B1 BEL	B2 ROU	B3 TUR	B4 BUL	B5 GBR	B6 AUT	B Score	Pen.	Total
44	358	MALITA Cosmin	ROU	5.40	8.10	8.50	8.50	8.50	8.00	7.80	8.275		13.675
45	237	BREZ Marko	CRO	5.70	8.00	7.70	8.00	8.40	7.80	8.10	7.975		13.675
46	347	KIERZKOWSKI Adam	POL	5.00	8.70	8.80	8.60	8.60	8.70	8.50	8.650		13.650
47	270	SMITH Louis	GBR	5.30	8.30	8.30	8.60	8.30	8.50	8.20	8.350		13.650
48	306	GHOLUB Eduard	ISR	5.10	8.40	8.60	8.50	8.90	8.50	8.50	8.525		13.625
49	225	SAVENKOV Denis	BLR	5.60	7.70	7.90	8.10	8.20	8.00	7.90	7.975		13.575
50	314	POZZO Enrico	ITA	6.10	7.40	7.40	7.60	7.60	7.40	7.50	7.475		13.575
51	271	BREWER Ross	GBR	5.10	8.60	8.40	8.00	8.50	8.30	8.60	8.450		13.550
52	389	TEHLER Elof	SWE	4.70	9.00	9.10	8.80	8.70	8.60	8.80	8.825		13.525
53	341	HANCHE OLSEN Joachim	NOR	4.90	8.60	8.60	8.70	8.50	8.60	8.30	8.575		13.475
54	365	NIKOLIC Dimitrije	SRB	5.00	8.40	8.30	8.60	8.60	8.60	8.30	8.475		13.475
55	320	IZMODENOV Jevgenij	LTU	5.20	7.90	8.40	8.30	8.60	8.30	8.00	8.250		13.450
56	350	CAMPOS Manuel	POR	5.30	8.20	8.20	8.30	8.30	7.90	7.90	8.150		13.450
57	307	ARONOVICH Felix	ISR	5.20	8.30	7.90	8.30	8.40	7.90	8.20	8.175		13.375
58	245	BOLTAR Michal	CZE	4.80	8.00	8.40	8.60	8.40	8.60	8.50	8.475		13.275
59	294	HIDVEGI Vid	HUN	5.00	8.30	8.00	8.30	8.50	8.00	8.40	8.250		13.250
60	251	PURGE Florin	DEN	5.00	8.00	8.50	8.60	8.10	8.30	8.00	8.225		13.225
61	351	ALMEIDA Pedro	POR	4.60	8.60	8.80	8.80	8.30	8.40	8.60	8.600		13.200
62	339	VAN MINDE Carlo	NED	5.60	7.60	7.60	7.50	7.80	7.40	7.50	7.550		13.150
63	388	HAGELIN Patrik	SWE	4.90	8.20	8.10	8.30	8.20	8.40	8.20	8.225		13.125
64	261	KOIVUNEN Riku	FIN	5.50	7.50	7.40	7.90	8.00	7.60	7.50	7.625		13.125
65	368	PAUNOVIC Milos	SRB	5.00	7.50	8.10	8.10	8.50	8.00	8.20	8.100		13.100
66	213	WUESTNER Lukas	AUT	5.10	7.80	8.10	8.10	8.50	8.00	7.80	8.000		13.100
67	214	RAUSCHER Mario	AUT	5.00	8.20	8.30	8.00	8.10	8.00	7.90	8.075		13.075
68	239	MOZNIK Marijo	CRO	5.80	7.10	7.80	7.60	7.20	7.00	7.20	7.275		13.075
69	246	NOVAK Petr	CZE	5.00	7.70	8.40	7.80	8.30	8.00	8.10	8.050		13.050
70	343	FJELD Lars Jorgen	NOR	4.40	8.60	8.00	8.80	8.60	8.50	8.80	8.625		13.025
71	318	ARSHUNS Vitali	LAT	4.70	8.30	8.10	8.60	8.40	8.40	8.20	8.325		13.025
72	226	SAVITSKI Dzmitry	BLR	5.40	7.40	7.30	8.00	7.60	7.10	7.70	7.500		12.900
73	380	PIASECKY Samuel	SVK	5.70	7.00	7.20	7.60	7.20	7.20	7.20	7.200		12.900
74	354	GRACA Bernardo	POR	5.00	7.90	7.90	8.00	7.80	7.90	7.60	7.875		12.875
75	254	WINDFELD HELSTEN A.	DEN	4.50	8.10	8.30	8.50	8.30	8.40	8.30	8.325		12.825
76	349	MUCHORSKI Krzysztof	POL	4.30	8.30	8.80	8.70	8.30	8.50	8.50	8.500		12.800
77	232	VOVK Yaroslav	BUL	5.00	7.70	7.70	8.20	8.30	7.30	7.60	7.800		12.800
78	393	YILDIZ Fatih	TUR	4.00	9.10	8.80	8.80	8.60	8.60	8.60	8.700		12.700
79	300	KRISTMANSSON Viktor	ISL	4.70	7.40	8.20	7.70	8.00	7.30	7.70	7.700		12.400
80	317	ZORINS Evgeni	LAT	4.80	7.50	8.00	7.60	7.80	7.10	7.40	7.575		12.375
81	391	BULUT Ibrahim	TUR	4.00	8.10	8.40	8.80	8.50	8.40	8.00	8.350		12.350
82	242	ARISTOTELOUS P.	CYP	5.30	6.80	7.00	7.80	7.30	6.80	6.50	6.975		12.275
83	266	DA SILVA Gaël	FRA	5.50	6.60	6.90	6.90	6.80	6.40	6.80	6.775		12.275
84	325	PALGEN Sascha	LUX	4.90	7.10	7.80	7.20	7.20	7.50	7.50	7.350		12.250
85	302	JOCHUMSSON Ingvar	ISL	3.60	8.10	8.50	8.80	8.50	8.60	8.40	8.500		12.100
86	321	BUTAUTAS Tadas	LTU	4.30	7.60	7.80	7.70	7.70	7.60	8.10	7.700		12.000

Lausanne (SUI) 8 - 11 May 2008

INDIVIDUAL JUDGES SCORES
Men's Seniors - Qualifications For Competitions 3 And 4

THU 8 MAY 2008 - 18:00



Rank	Bib	Name	NOC Code	A Score	B1 BEL	B2 ROU	B3 TUR	B4 BUL	B5 GBR	B6 AUT	B Score	Pen.	Total
87	340	JANSEN Espen	NOR	4.70	7.20	7.30	7.40	7.20	7.00	7.30	7.250		11.950
88	308	SHAHAM Noam	ISR	4.10	7.80	7.70	7.70	7.80	7.40	7.30	7.650		11.750
89	330	SHKURATKOV V.	MDA	3.70	8.10	8.40	7.50	7.60	8.10	8.30	8.025		11.725
90	295	CARSON Luke	IRL	3.90	7.50	8.00	8.10	7.60	7.60	8.00	7.800		11.700
91	276	NOZADZE Paata	GEO	2.60	8.90	8.10	8.90	8.40	9.00	9.10	8.800		11.400
92	374	RUTAR Klemen	SLO	3.60	7.10	8.00	7.50	7.70	7.80	7.90	7.725		11.325
93	220	VAN DAMME Koen	BEL	4.20	7.00	7.60	7.40	7.20	6.90	6.70	7.125		11.325
94	238	MOZNIK Darijo	CRO	4.40	7.00	6.80	6.40	7.00	6.40	6.60	6.700		11.100
95	241	ARISTOTELOUS C.	CYP	4.80	5.30	6.20	5.60	5.70	5.40	5.50	5.550		10.350
96	200	HASA Alon	ALB	4.60	5.10	5.80	5.50	5.80	5.50	5.80	5.650		10.250
97	244	SHIPPI Panayiotis	CYP	3.60	6.00	6.90	4.60	6.60	5.70	5.50	5.950		9.550

Legend:

A Difficulty score **B1 - B6** Panel "B" judges 1 - 6 **Pen** Penalty



Horizontal Bar

Lausanne (SUI) 8 - 11 May 2008

LIST OF QUALIFIERS Men's Seniors - Apparatus Finals

SUN 11 MAY 2008 - 14:00



Qualifying Order	Bib	Name	NOC Code	Qual. Score
1	364	GOLOTSUTSKOV Anton	RUS	15.550
2	280	HAMBUECHEN Fabian	GER	15.525
3	357	SELARIU Dorin Razvan	ROU	15.400
4	273	THOMAS Kristian	GBR	15.225
5	226	SAVITSKI Dzmityr	BLR	15.225
6	350	CAMPOS Manuel	POR	15.200
7	314	POZZO Enrico	ITA	15.125
8	361	DEVIATOVSKI Maxim	RUS	15.050
Reserves				
R1	283	NGUYEN Marcel	GER	15.025
R2	355	POPESCU Ilie Daniel	ROU	14.925
R3	266	DA SILVA Gaël	FRA	14.900



Qualifying Order	Bib	Name	NOC Code	Qual. Score
1	363	KRYUKOV Nikolai	RUS	15.825
2	293	BERKI Krisztian	HUN	15.825
3	236	SELIGMAN Robert	CRO	15.725
4	356	KOCZI Flavius	ROU	15.625
5	221	TRUYENS Donna-Donny	BEL	15.475
6	235	UDE Filip	CRO	15.100
7	205	MERDINYAN Harutyum	ARM	14.925
8	226	SAVITSKI Dzmityr	BLR	14.900
Reserves				
R1	281	JUCKEL Robert	GER	14.900
R2	395	GONCHAROV Valeriy	UKR	14.875
R3	373	BERTONCELJ Saso	SLO	14.800



Qualifying Order	Bib	Name	NOC Code	Qual. Score
1	337	VAN GELDER Yuri	NED	16.375
2	230	JOVTCHEV Jordan	BUL	16.050
3	269	RODRIGUES Danny	FRA	15.900
4	362	RYAZANOV Yury	RUS	15.450
5	396	VOROBYOV Olexander	UKR	15.350
6	361	DEVIATOVSKI Maxim	RUS	15.250
7	306	GHOLUB Eduard	ISR	15.250
8	240	GEORGALLAS Irodotos	CYP	15.225
Reserves				
R1	313	MORANDI Matteo	ITA	15.075
R2	310	ANGIOLETTI Matteo	ITA	15.075
R3	226	SAVITSKI Dzmityr	BLR	14.975



Qualifying Order	Bib	Name	NOC Code	Qual. Score
1	345	BLANIK Leszek	POL	16.400
2	364	GOLOTSUTSKOV Anton	RUS	16.212
3	227	KASPIAROVICH Dimitri	BLR	16.175
4	335	WAMMES Jeffrey	NED	16.162
5	357	SELARIU Dorin Razvan	ROU	16.125
6	355	POPESCU Ilie Daniel	ROU	16.062
7	280	HAMBUECHEN Fabian	GER	15.962
8	315	SAPRONENKO Evgeni	LAT	15.950
Reserves				
R1	264	TUUHA Tomi	FIN	15.825
R2	265	WIGNANITZ Raphaël	FRA	15.812
R3	285	MARAS Vlasios	GRE	15.737



Qualifying Order	Bib	Name	NOC Code	Qual. Score
1	363	KRYUKOV Nikolai	RUS	16.200
2	395	GONCHAROV Valeriy	UKR	16.025
3	371	PETKOVSEK Mitja	SLO	15.925
4	286	TSOLAKIDIS Vasileios	GRE	15.700
5	280	HAMBUECHEN Fabian	GER	15.700
6	361	DEVIATOVSKI Maxim	RUS	15.625
7	228	TSAREVICH Aliaksandr	BLR	15.550
8	267	CUCHERAT Yann	FRA	15.550
Reserves				
R1	380	PIASECKY Samuel	SVK	15.475
R2	347	KIERZKOWSKI Adam	POL	15.375
R3	227	KASPIAROVICH Dimitri	BLR	15.350



Qualifying Order	Bib	Name	NOC Code	Qual. Score
1	280	HAMBUECHEN Fabian	GER	15.900
2	285	MARAS Vlasios	GRE	15.725
3	390	SAMILOGLU Umit	TUR	15.725
4	370	PEGAN Aljaz	SLO	15.600
5	312	CASSINA Igor	ITA	15.275
6	284	WEBER Robert	GER	15.050
7	346	KULESZA Roman	POL	15.000
8	335	WAMMES Jeffrey	NED	14.950
Reserves				
R1	210	BALDAUF Marco	AUT	14.925
R2	267	CUCHERAT Yann	FRA	14.875
R3	378	SCHAERER Christoph	SUI	14.775

Legend:

Qual. Qualification

Rx Reserve



Floor



Pommel Horse



Rings



Vault



Parallel Bars



Horizontal Bar

Lausanne (SUI) 8 - 11 May 2008

JUDGES ASSIGNMENT Men's Seniors - Apparatus Finals

SUN 11 MAY 2008 - 14:00

REVISED

Superior Jury

MARZOLLA Gianfranco	UEG	President
HALLER Claus	UEG	
APOLZAN Mircea Dumitru	UEG	
STRUPLER Andreas	UEG	Floor Supervisor
THINGVOLD Tom	UEG	Pommel Horse Supervisor
MACCHIA Alain	UEG	Rings Supervisor
GRECU Danut	UEG	Vault Supervisor
WISCHNIA Jacob	UEG	Parallel Bars Supervisor
ALBRECHT Holger	UEG	High Bar Supervisor



Function	Name	NOC Code
A1	LAZZARICH Diego	UEG
A2	ANGONAS Dimitrios	CYP
B1	BRICKNER Rafael	ISR
B2	BAGUELIN Xavier	FRA
B3	JUCKER Kurt	SUI
B4	PELC Zbignien	POL
B5	HAYN Thomas	AUT
B6	JENSEN Borre	NOR
Timer	PROVIAS Nikolaos	GRE
Line 1	KUKSENKOV Yulyi	UKR
Line 2	PAVLOVS Pavels	LAT



Function	Name	NOC Code
A1	SOUSA Alvaro	UEG
A2	TODOROV Todor	BUL
B1	FETZER Joerg	GER
B2	KODRIC Severin	SLO
B3	CAGLAR Ali Eftal	TUR
B4	SEROBJAN Hakob	ARM
B5	BIRZU Dragos	ROU
B6	NUOTIO Timo	FIN



Function	Name	NOC Code
A1	TOMBS Andrew	UEG
A2	BOUTAKIS Eleftherios	GRE
B1	TOMASSON Bjorn Magnus	ISL
B2	KELEMEN Zoltan	HUN
B3	SURPIKAS Viktoras	LTU
B4	LEIGH Colin	GBR
B5	GAMSAKHURDIA Besarion	GEO
B6	DE KOSTER René	NED
Timer	HUMMEL Jens	SWE



Function	Name	NOC Code
A1	REIMERING Vincent	UEG
A2	BLANQUINO Jean-François	FRA
B1	DUS Pavel	CZE
B2	KONSTANTINOVICH Bronislavs	LAT
B3	VELICKOVIC Sasa	SRB
B4	ALMEIDA PEREIRA MENDES José A.	POR
B5	MITEV Dimitar	BUL
B6	MIKULA Jozef	SVK



Function	Name	NOC Code
A1	BERCZI Istvan	UEG
A2	BRICKNER Rafael	ISR
B1	TRAVERSO Fulvio	ITA
B2	VERFAILLIE Kristof	BEL
B3	RUMBUTIS Sergej	SWE
B4	REZIC Petar	CRO
B5	KRECKE Raymond	LUX
B6	BANGO Benjamin	ESP
Line 1	CHATZIZISIS Konstantinos	GRE



Function	Name	NOC Code
A1	MICKEVICS Arturs	UEG
A2	DEJANOVIC Dejan	SRB
B1	MAKUTS Bogdan	UKR
B2	ALIYEV Rza	AZE
B3	KOROLEV Yuri	RUS
B4	DONOGHUE Denis	IRL
B5	FEDERAU Andrey	BLR
B6	SOSNIN Valerij	LTU

Lausanne (SUI) 8 - 11 May 2008

RESULTS

Men's Seniors - Apparatus Finals

SUN 11 MAY 2008 - 14:00



Rank	Bib	Name	NOC Code	Total
1	364	GOLOTSUTSKOV Anton	RUS	15.700
2	357	SELARIU Dorin Razvan	ROU	15.650
3	280	HAMBUECHEN Fabian	GER	15.375
4	361	DEVIATOVSKI Maxim	RUS	15.150
5	226	SAVITSKI Dzmityr	BLR	14.950
6	350	CAMPOS Manuel	POR	14.900
7	314	POZZO Enrico	ITA	14.875
8	273	THOMAS Kristian	GBR	14.850



Rank	Bib	Name	NOC Code	Total
1	293	BERKI Krisztian	HUN	16.025
2	235	UDE Filip	CRO	15.625
3	236	SELIGMAN Robert	CRO	15.550
4	356	KOCZI Flavius	ROU	15.450
5	205	MERDINYAN Harutyum	ARM	15.125
6	221	TRUYENS Donna-Donny	BEL	14.975
7	363	KRYUKOV Nikolai	RUS	14.500
8	226	SAVITSKI Dzmityr	BLR	14.050



Rank	Bib	Name	NOC Code	Total
1	337	VAN GELDER Yuri	NED	16.500
2	230	JOVTCHEV Jordan	BUL	16.200
3	269	RODRIGUES Danny	FRA	16.050
4	240	GEORGALLAS Irodotos	CYP	15.500
5	306	GHOLUB Eduard	ISR	15.375
6	396	VOROBYOV Olexander	UKR	15.325
7	361	DEVIATOVSKI Maxim	RUS	14.825
8	362	RYAZANOV Yuri	RUS	14.625



Rank	Bib	Name	NOC Code	Vault 1	Vault 2	Total
1	345	BLANIK Leszek	POL	16.600	16.525	16.562
2	227	KASPIAROVICH Dimitri	BLR	16.350	16.450	16.400
3	355	POPESCU Ilie Daniel	ROU	16.250	16.450	16.350
4	364	GOLOTSUTSKOV Anton	RUS	16.425	15.925	16.175
5	357	SELARIU Dorin Razvan	ROU	15.950	16.000	15.975
5	335	WAMMES Jeffrey	NED	15.850	16.100	15.975
5	280	HAMBUECHEN Fabian	GER	16.175	15.775	15.975
8	315	SAPRONENKO Evgeni	LAT	15.700	15.350	15.525



Rank	Bib	Name	NOC Code	Total
1	371	PETKOVSEK Mitja	SLO	16.025
2	267	CUCHERAT Yann	FRA	16.000
3	363	KRYUKOV Nikolai	RUS	15.875
4	395	GONCHAROV Valeriy	UKR	15.775
5	280	HAMBUECHEN Fabian	GER	15.700
6	228	TSAREVICH Aliksandr	BLR	15.575
7	361	DEVIATOVSKI Maxim	RUS	15.275
8	286	TSOLAKIDIS Vasileios	GRE	14.475



Rank	Bib	Name	NOC Code	Total
1	280	HAMBUECHEN Fabian	GER	16.025
2	285	MARAS Vlasios	GRE	15.850
3	370	PEGAN Aljaz	SLO	15.300
3	390	SAMILOGLU Umit	TUR	15.300
5	335	WAMMES Jeffrey	NED	14.750
6	312	CASSINA Igor	ITA	14.500
7	284	WEBER Robert	GER	14.225
8	346	KULESZA Roman	POL	13.650

Legend:



Lausanne (SUI) 8 - 11 May 2008

RESULTS

Men's Seniors - Apparatus Finals

SUN 11 MAY 2008 - 14:00



Rank	Bib	Name	NOC Code	A Score	B Score	Pen	Total
1	364	GOLOTSUTSKOV Anton	RUS	6.500	9.200		15.700
2	357	SELARIU Dorin Razvan	ROU	6.400	9.250		15.650
3	280	HAMBUECHEN Fabian	GER	6.600	8.875	0.1	15.375
4	361	DEVIATOVSKI Maxim	RUS	6.000	9.150		15.150
5	226	SAVITSKI Dzmitry	BLR	6.200	8.850	0.1	14.950
6	350	CAMPOS Manuel	POR	6.000	8.900		14.900
7	314	POZZO Enrico	ITA	6.100	8.775		14.875
8	273	THOMAS Kristian	GBR	6.100	9.050	0.3	14.850

Legend:



Floor

Lausanne (SUI) 8 - 11 May 2008

RESULTS

Men's Seniors - Apparatus Finals

SUN 11 MAY 2008 - 14:30



Rank	Bib	Name	NOC Code	A Score	B Score	Pen	Total
1	293	BERKI Krisztian	HUN	6.700	9.325		16.025
2	235	UDE Filip	CRO	6.400	9.225		15.625
3	236	SELIGMAN Robert	CRO	6.300	9.250		15.550
4	356	KOCZI Flavius	ROU	6.400	9.050		15.450
5	205	MERDINYAN Harutyum	ARM	6.100	9.025		15.125
6	221	TRUYENS Donna-Donny	BEL	6.100	8.875		14.975
7	363	KRYUKOV Nikolai	RUS	6.100	8.400		14.500
8	226	SAVITSKI Dzmitry	BLR	5.700	8.350		14.050

Legend:



Pommel Horse

Lausanne (SUI) 8 - 11 May 2008

RESULTS

Men's Seniors - Apparatus Finals

SUN 11 MAY 2008 - 15:00



Rank	Bib	Name	NOC Code	A Score	B Score	Pen	Total
1	337	VAN GELDER Yuri	NED	7.300	9.200		16.500
2	230	JOVTCHEV Jordan	BUL	7.200	9.000		16.200
3	269	RODRIGUES Danny	FRA	7.100	8.950		16.050
4	240	GEORGALLAS Irodotos	CYP	6.700	8.800		15.500
5	306	GHOLUB Eduard	ISR	6.700	8.675		15.375
6	396	VOROBYOV Olexander	UKR	6.500	8.825		15.325
7	361	DEVIATOVSKI Maxim	RUS	6.300	8.525		14.825
8	362	RYAZANOV Yury	RUS	6.400	8.225		14.625

Legend:



Rings

Lausanne (SUI) 8 - 11 May 2008

RESULTS

Men's Seniors - Apparatus Finals

SUN 11 MAY 2008 - 15:30



Rank	Bib	Name	NOC Code	Vault	A Score	B Score	Pen.	Vault	Total
1	345	BLANIK Leszek	POL	1	7.00	9.600		16.600	16.562
				2	7.00	9.525		16.525	
2	227	KASPIAROVICH Dimitri	BLR	1	7.00	9.350		16.350	16.400
				2	7.00	9.450		16.450	
3	355	POPESCU Ilie Daniel	ROU	1	7.00	9.250		16.250	16.350
				2	7.00	9.450		16.450	
4	364	GOLOTSUTSKOV Anton	RUS	1	7.00	9.425		16.425	16.175
				2	6.60	9.325		15.925	
5	357	SELARIU Dorin Razvan	ROU	1	6.60	9.350		15.950	15.975
				2	6.60	9.500	0.1	16.000	
5	335	WAMMES Jeffrey	NED	1	6.60	9.250		15.850	15.975
				2	6.60	9.500		16.100	
5	280	HAMBUECHEN Fabian	GER	1	6.60	9.575		16.175	15.975
				2	6.20	9.575		15.775	
8	315	SAPRONENKO Evgeni	LAT	1	7.00	9.000	0.3	15.700	15.525
				2	7.00	8.450	0.1	15.350	

Legend:

Vault

Lausanne (SUI) 8 - 11 May 2008

RESULTS

Men's Seniors - Apparatus Finals

SUN 11 MAY 2008 - 16:00



Rank	Bib	Name	NOC Code	A Score	B Score	Pen	Total
1	371	PETKOVSEK Mitja	SLO	6.600	9.425		16.025
2	267	CUCHERAT Yann	FRA	6.700	9.300		16.000
3	363	KRYUKOV Nikolai	RUS	6.700	9.175		15.875
4	395	GONCHAROV Valeriy	UKR	6.600	9.175		15.775
5	280	HAMBUECHEN Fabian	GER	6.600	9.100		15.700
6	228	TSAREVICH Aliaksandr	BLR	6.700	8.875		15.575
7	361	DEVIATOVSKI Maxim	RUS	6.200	9.075		15.275
8	286	TSOLAKIDIS Vasileios	GRE	6.200	8.275		14.475

Legend:



Parallel Bars

Lausanne (SUI) 8 - 11 May 2008

RESULTS

Men's Seniors - Apparatus Finals

SUN 11 MAY 2008 - 16:30



Rank	Bib	Name	NOC Code	A Score	B Score	Pen	Total
1	280	HAMBUECHEN Fabian	GER	7.000	9.025		16.025
2	285	MARAS Vlasios	GRE	6.800	9.050		15.850
3	370	PEGAN Aljaz	SLO	6.700	8.600		15.300
3	390	SAMILOGLU Umit	TUR	6.800	8.500		15.300
5	335	WAMMES Jeffrey	NED	6.500	8.250		14.750
6	312	CASSINA Igor	ITA	6.300	8.200		14.500
7	284	WEBER Robert	GER	6.400	7.825		14.225
8	346	KULESZA Roman	POL	5.900	7.750		13.650

Legend:



Horizontal Bar

Lausanne (SUI) 8 - 11 May 2008

INDIVIDUAL JUDGES SCORES

Men's Seniors - Apparatus Finals

SUN 11 MAY 2008 - 14:00



Rank	Bib	Name	NOC Code	A Score	B1 ISR	B2 FRA	B3 SUI	B4 POL	B5 AUT	B6 NOR	B Score	Pen.	Total
1	364	GOLOTSUTSKOV Anton	RUS	6.50	9.30	9.30	9.00	9.40	9.20	8.90	9.200		15.700
2	357	SELARIU Dorin Razvan	ROU	6.40	9.40	9.30	9.20	9.20	9.20	9.30	9.250		15.650
3	280	HAMBUECHEN Fabian	GER	6.60	8.90	8.50	9.00	8.90	8.80	8.90	8.875	0.1	15.375
4	361	DEVIATOVSKI Maxim	RUS	6.00	9.20	9.20	9.10	9.30	9.10	9.00	9.150		15.150
5	226	SAVITSKI Dzmityr	BLR	6.20	9.00	8.80	8.80	9.00	8.80	8.70	8.850	0.1	14.950
6	350	CAMPOS Manuel	POR	6.00	8.90	9.00	8.90	8.90	8.90	8.80	8.900		14.900
7	314	POZZO Enrico	ITA	6.10	8.80	8.70	8.80	9.10	8.80	8.60	8.775		14.875
8	273	THOMAS Kristian	GBR	6.10	9.20	9.10	8.90	9.10	9.10	8.70	9.050	0.3	14.850

Legend:

A Difficulty score B1 - B6 Panel "B" judges 1 - 6 Pen Penalty



Floor

Lausanne (SUI) 8 - 11 May 2008

INDIVIDUAL JUDGES SCORES

Men's Seniors - Apparatus Finals

SUN 11 MAY 2008 - 14:30



Rank	Bib	Name	NOC Code	A Score	B1 CZE	B2 LAT	B3 SRB	B4 POR	B5 BUL	B6 SVK	B Score	Pen.	Total
1	293	BERKI Krisztian	HUN	6.70	9.30	9.40	9.20	9.20	9.40	9.50	9.325		16.025
2	235	UDE Filip	CRO	6.40	9.00	9.30	9.20	9.10	9.50	9.30	9.225		15.625
3	236	SELIGMAN Robert	CRO	6.30	9.40	9.00	9.20	9.30	9.30	9.20	9.250		15.550
4	356	KOCZI Flavius	ROU	6.40	9.10	9.00	8.90	9.20	9.30	8.80	9.050		15.450
5	205	MERDINYAN Harutyum	ARM	6.10	9.00	9.00	9.10	8.90	9.00	9.10	9.025		15.125
6	221	TRUYENS Donna-Donny	BEL	6.10	8.90	8.80	9.00	8.90	8.80	8.90	8.875		14.975
7	363	KRYUKOV Nikolai	RUS	6.10	8.10	8.40	8.60	8.10	8.60	8.50	8.400		14.500
8	226	SAVITSKI Dzmitry	BLR	5.70	8.50	8.30	8.20	8.50	8.40	8.10	8.350		14.050

Legend:

A Difficulty score B1 - B6 Panel "B" judges 1 - 6 Pen Penalty



Pommel Horse

Lausanne (SUI) 8 - 11 May 2008

INDIVIDUAL JUDGES SCORES

Men's Seniors - Apparatus Finals

SUN 11 MAY 2008 - 15:00



Rank	Bib	Name	NOC Code	A Score	B1 GER	B2 SLO	B3 TUR	B4 ARM	B5 ROU	B6 FIN	B Score	Pen.	Total
1	337	VAN GELDER Yuri	NED	7.30	9.10	9.40	9.20	9.00	9.20	9.30	9.200		16.500
2	230	JOVTCHEV Jordan	BUL	7.20	9.00	8.90	9.10	9.30	9.00	8.70	9.000		16.200
3	269	RODRIGUES Danny	FRA	7.10	8.90	9.00	9.00	8.90	9.00	8.90	8.950		16.050
4	240	GEORGALLAS Irodotos	CYP	6.70	8.80	8.60	8.70	8.80	9.00	8.90	8.800		15.500
5	306	GHOLUB Eduard	ISR	6.70	8.40	8.70	8.80	8.60	8.60	8.80	8.675		15.375
6	396	VOROBYOV Olexander	UKR	6.50	8.90	8.80	8.80	9.20	8.80	8.70	8.825		15.325
7	361	DEVIATOVSKI Maxim	RUS	6.30	8.40	7.90	8.60	8.70	8.50	8.60	8.525		14.825
8	362	RYAZANOV Yury	RUS	6.40	8.20	8.20	8.00	8.50	8.00	8.70	8.225		14.625

Legend:

A Difficulty score B1 - B6 Panel "B" judges 1 - 6 Pen Penalty



Rings

Lausanne (SUI) 8 - 11 May 2008

INDIVIDUAL JUDGES SCORES

Men's Seniors - Apparatus Finals

SUN 11 MAY 2008 - 15:30

I

Rank	Bib	Name	NOC Code	V	A Score	B1 ITA	B2 BEL	B3 SWE	B4 CRO	B5 LUX	B6 ESP	B Score	Pen.	Vault	Total
1	345	BLANIK Leszek	POL	1	7.00	9.60	9.60	9.60	9.60	9.40	9.70	9.600		16.600	16.562
				2	7.00	9.60	9.50	9.60	9.50	9.50	9.50	9.525		16.525	
2	227	KASPIAROVICH Dimitri	BLR	1	7.00	9.30	9.30	9.40	9.30	9.40	9.40	9.350		16.350	16.400
				2	7.00	9.50	9.40	9.50	9.30	9.50	9.40	9.450		16.450	
3	355	POPESCU Ilie Daniel	ROU	1	7.00	9.30	9.20	9.10	9.40	9.20	9.30	9.250		16.250	16.350
				2	7.00	9.50	9.40	9.40	9.50	9.30	9.50	9.450		16.450	
4	364	GOLOTSUTSKOV Anton	RUS	1	7.00	9.40	9.20	9.60	9.50	9.50	9.30	9.425		16.425	16.175
				2	6.60	9.50	9.30	9.40	9.30	9.20	9.30	9.325		15.925	
5	357	SELARIU Dorin Razvan	ROU	1	6.60	9.30	9.40	9.30	9.40	9.30	9.40	9.350		15.950	15.975
				2	6.60	9.50	9.50	9.50	9.50	9.40	9.60	9.500	0.1	16.000	
5	335	WAMMES Jeffrey	NED	1	6.60	9.00	9.40	9.30	9.20	9.20	9.30	9.250		15.850	15.975
				2	6.60	9.60	9.60	9.40	9.40	9.50	9.50	9.500		16.100	
5	280	HAMBUECHEN Fabian	GER	1	6.60	9.60	9.60	9.50	9.60	9.60	9.40	9.575		16.175	15.975
				2	6.20	9.50	9.60	9.60	9.40	9.60	9.70	9.575		15.775	
8	315	SAPRONENKO Evgeni	LAT	1	7.00	9.00	9.00	8.90	9.20	9.10	8.70	9.000	0.3	15.700	15.525
				2	7.00	8.50	8.40	8.40	8.70	8.50	8.40	8.450	0.1	15.350	

Legend:

V Vault number A Difficulty score B1 - B6 Panel "B" judges 1 - 6 Pen Penalty

I Vault

Lausanne (SUI) 8 - 11 May 2008

INDIVIDUAL JUDGES SCORES

Men's Seniors - Apparatus Finals

SUN 11 MAY 2008 - 16:00



Rank	Bib	Name	NOC Code	A Score	B1 ISL	B2 HUN	B3 LTU	B4 GBR	B5 GEO	B6 NED	B Score	Pen.	Total
1	371	PETKOVSEK Mitja	SLO	6.60	9.40	9.60	9.40	9.40	9.40	9.50	9.425		16.025
2	267	CUCHERAT Yann	FRA	6.70	9.30	9.40	9.00	9.30	9.20	9.50	9.300		16.000
3	363	KRYUKOV Nikolai	RUS	6.70	9.10	9.30	9.40	9.10	9.20	9.00	9.175		15.875
4	395	GONCHAROV Valeriy	UKR	6.60	9.20	9.00	9.50	8.90	9.10	9.40	9.175		15.775
5	280	HAMBUECHEN Fabian	GER	6.60	8.90	9.20	9.10	9.10	9.00	9.20	9.100		15.700
6	228	TSAREVICH Aliksandr	BLR	6.70	8.60	9.00	9.20	8.70	8.80	9.00	8.875		15.575
7	361	DEVIATOVSKI Maxim	RUS	6.20	8.70	9.10	9.00	9.10	9.10	9.10	9.075		15.275
8	286	TSOLAKIDIS Vasileios	GRE	6.20	7.60	8.30	8.30	8.20	8.30	8.30	8.275		14.475

Legend:

A Difficulty score B1 - B6 Panel "B" judges 1 - 6 Pen Penalty



Parallel Bars

Lausanne (SUI) 8 - 11 May 2008

INDIVIDUAL JUDGES SCORES

Men's Seniors - Apparatus Finals

SUN 11 MAY 2008 - 16:30



Rank	Bib	Name	NOC Code	A Score	B1 UKR	B2 AZE	B3 RUS	B4 IRL	B5 BLR	B6 LTU	B Score	Pen.	Total
1	280	HAMBUECHEN Fabian	GER	7.00	8.80	9.00	9.00	9.10	9.00	9.10	9.025		16.025
2	285	MARAS Vlasios	GRE	6.80	9.20	9.00	9.10	9.00	9.10	9.00	9.050		15.850
3	370	PEGAN Aljaz	SLO	6.70	8.90	8.20	8.60	8.30	8.60	9.00	8.600		15.300
3	390	SAMILOGLU Umit	TUR	6.80	8.50	8.70	8.30	8.80	8.40	8.40	8.500		15.300
5	335	WAMMES Jeffrey	NED	6.50	8.50	8.20	8.00	8.30	7.90	8.60	8.250		14.750
6	312	CASSINA Igor	ITA	6.30	8.10	8.30	8.20	8.30	8.20	7.90	8.200		14.500
7	284	WEBER Robert	GER	6.40	8.00	7.60	7.80	7.60	7.90	8.10	7.825		14.225
8	346	KULESZA Roman	POL	5.90	7.30	7.80	8.00	7.60	7.80	7.80	7.750		13.650

Legend:

A Difficulty score B1 - B6 Panel "B" judges 1 - 6 Pen Penalty









Horizontal Bar

Lausanne (SUI) 8 - 11 May 2008

LIST OF QUALIFIERS
Men's Seniors Team Final

SAT 10 MAY 2008 - 14:00

Rotation						
1	BLR	ROU	SUI	UKR		
	RUS	ITA	GER	FRA		
2		BLR	ROU	SUI	UKR	
		RUS	ITA	GER	FRA	
3			BLR	ROU	SUI	UKR
			RUS	ITA	GER	FRA
4	UKR			BLR	ROU	SUI
	FRA			RUS	ITA	GER
5	SUI	UKR			BLR	ROU
	GER	FRA			RUS	ITA
6	ROU	SUI	UKR			BLR
	ITA	GER	FRA			RUS

Legend:

 Floor	 Pommel Horse	 Rings	 Vault	 Parallel Bars	 Horizontal Bar
--	--	---	---	---	--

Lausanne (SUI) 8 - 11 May 2008

JUDGES ASSIGNMENTS

Men's Seniors Team Final

SAT 10 MAY 2008 - 14:00

Superior Jury

MARZOLLA Gianfranco	UEG	President
HALLER Claus	UEG	
APOLZAN Mircea Dumitru	UEG	
STRUPLER Andreas	UEG	Floor Supervisor
THINGVOLD Tom	UEG	Pommel Horse Supervisor
MACCHIA Alain	UEG	Rings Supervisor
GRECU Danut	UEG	Vault Supervisor
WISCHNIA Jacob	UEG	Parallel Bars Supervisor
ALBRECHT Holger	UEG	High Bar Supervisor



Function	Name	NOC Code
A1	LAZZARICH Diego	UEG
A2	ANGONAS Dimitrios	CYP
B1	MITEV Dimitar	BUL
B2	TRAVERSO Fulvio	ITA
B3	JUCKER Kurt	SUI
B4	BRYNJOLFSSON Gudmundur Thor	ISL
B5	PETERSEN Ralf	DEN
B6	FETZER Joerg	GER
Timer	VELICKOVIC Sasa	SRB
Line 1	DUS Pavel	CZE
Line 2	BIRZU Dragos	ROU



Function	Name	NOC Code
A1	SOUSA Alvaro	UEG
A2	TODOROV Todor	BUL
B1	ARISTOTELOUS Aristos	CYP
B2	DE KOSTER René	NED
B3	KOROLEV Yuri	RUS
B4	KONSTANTINOVICH Bronislavs	LAT
B5	GAMSAKHURDIA Besarion	GEO
B6	HUMMEL Jens	SWE



Function	Name	NOC Code
A1	TOMBS Andrew	UEG
A2	BOUTAKIS Eleftherios	GRE
B1	BAGUELIN Xavier	FRA
B2	KUKSENKOV Yulyi	UKR
B3	MURRAY Colm	IRL
B4	WILINSKI Mariusz	POL
B5	MIKULA Jozef	SVK
B6	KODRIC Severin	SLO
Timer	CHATZIZISIS Konstantinos	GRE



Function	Name	NOC Code
A1	REIMERING Vincent	UEG
A2	BLANQUINO Jean-François	FRA
B1	REZIC Petar	CRO
B2	LEIGH Colin	GBR
B3	HAYN Thomas	AUT
B4	JENSEN Borre	NOR
B5	LEVY Jacob	ISR
B6	ALIYEV Rza	AZE









Function	Name	NOC Code
A1	BERCZI Istvan	UEG
A2	BRICKNER Rafael	ISR
B1	KRECKE Raymond	LUX
B2	NUOTIO Timo	FIN
B3	ROCHA Joao	POR
B4	POP Augustin	ROU
B5	BANGO Benjamin	ESP
B6	NIADBALSKI Mikalai	BLR
Line 1	SAYIN Metin	TUR



Function	Name	NOC Code
A1	MICKEVICS Arturs	UEG
A2	DEJANOVIC Dejan	SRB
B1	VERFAILLIE Kristof	BEL
B2	PROVIAS Nikolaos	GRE
B3	SURPIKAS Viktoras	LTU
B4	SEROBJAN Hakob	ARM
B5	CAGLAR Ali Eftal	TUR
B6	KELEMEN Zoltan	HUN







Lausanne (SUI) 8 - 11 May 2008

RESULTS
Men's Seniors Team Final
SAT 10 MAY 2008 - 14:00

Rank	NOC							Total
1	RUS - Russia	<u>45.050</u> (2)	42.575 (3)	45.925 (1)	47.650 (4)	46.550 (2)	44.700 (2)	272.450
2	GER - Germany	<u>44.950</u> (3)	43.550 (2)	42.975 (7)	47.275 (7)	45.150 (5)	45.675 (1)	269.575
3	ROU - Romania	<u>45.175</u> (1)	43.800 (1)	43.925 (6)	48.725 (1)	44.800 (6)	42.525 (7)	268.950
4	BLR - Belarus	<u>43.025</u> (7)	41.950 (5)	45.125 (3)	47.400 (6)	45.225 (4)	43.725 (4)	266.450
5	FRA - France	<u>44.475</u> (5)	39.500 (8)	44.750 (4)	48.475 (2)	46.775 (1)	42.375 (8)	266.350
6	UKR - Ukraine	<u>42.625</u> (8)	41.600 (7)	45.650 (2)	47.550 (5)	45.400 (3)	43.050 (5)	265.875
7	SUI - Switzerland	<u>44.575</u> (4)	42.350 (4)	42.450 (8)	47.850 (3)	44.800 (6)	42.875 (6)	264.900
8	ITA - Italy	<u>43.375</u> (6)	41.900 (6)	44.550 (5)	46.475 (8)	43.050 (8)	44.125 (3)	263.475

Note:
Underlined totals indicate starting apparatus.

Legend:







 Floor	 Pommel Horse	 Rings	 Vault	 Parallel Bars	 Horizontal Bar
--	--	---	---	---	--

Lausanne (SUI) 8 - 11 May 2008

RESULTS







Men's Seniors Team Final

SAT 10 MAY 2008 - 14:00

Rank	Bib	NOC Name							Total	Ind. Ran					
1		RUS - Russia													
	360	KHOROKHORDIN Sergei	15.025		15.225		15.300	15.000	60.550	(15)					
	361	DEVIATOVSKI Maxim	15.100	13.650	15.525	16.175	15.400	14.525	90.375	(1)					
	362	RYAZANOV Yury		13.775	15.175			15.175	44.125	(29)					
	363	KRYUKOV Nikolai		15.150		14.975	15.850		45.975	(22)					
	364	GOLOTSUTSKOV Anton	14.925			16.500			31.425	(33)					
		Total	45.050	(2)	42.575	(3)	45.925	(1)	47.650	(4)	46.550	(2)	44.700	(2)	272.450
2		GER - Germany													
	280	HAMBUECHEN Fabian	15.250		15.000	16.300	15.775	15.700	78.025	(6)					
	281	JUCKEL Robert		14.400	13.275	15.075			42.750	(31)					
	282	BOY Philipp	14.875	14.400			14.625	14.725	58.625	(18)					
	283	NGUYEN Marcel	14.825			15.900	14.750		45.475	(23)					
	284	WEBER Robert		14.750	14.700			15.250	44.700	(26)					
		Total	44.950	(3)	43.550	(2)	42.975	(7)	47.275	(7)	45.150	(5)	45.675	(1)	269.575
3		ROU - Romania													
	355	POPESCU Ilie Daniel	14.800	15.400	14.975	16.200			61.375	(11)					
	356	KOCZI Flavius	14.975	13.800	14.050	16.450	15.125	13.875	88.275	(2)					
	357	SELARIU Dorin Razvan	15.400			16.075	14.750	14.475	60.700	(14)					
	358	MALITA Cosmin		14.600				14.175	28.775	(37)					
	359	STANESCU G.			14.900		14.925		29.825	(35)					
		Total	45.175	(1)	43.800	(1)	43.925	(6)	48.725	(1)	44.800	(6)	42.525	(7)	268.950
4		BLR - Belarus													
	225	SAVENKOV Denis	14.700	14.425		15.700		14.800	59.625	(16)					
	226	SAVITSKI Dzmitry	13.675	13.250	15.075	15.275	14.675	14.300	86.250	(5)					
	227	KASPIAROVICH Dimitri	14.650		15.025	16.425	15.125		61.225	(12)					
	228	TSAREVICH Aliaksandr		14.275			15.425	14.625	44.325	(27)					
	229	YERMAKOV Uladzimir			15.025				15.025	(39)					
		Total	43.025	(7)	41.950	(5)	45.125	(3)	47.400	(6)	45.225	(4)	43.725	(4)	266.450
5		FRA - France													
	265	WIGNANITZ Raphaël		12.975	13.950	16.425		12.075	55.425	(21)					
	266	DA SILVA Gaël	15.275		14.875	15.925	15.400		61.475	(10)					
	267	CUCHERAT Yann		12.850			16.050	15.275	44.175	(28)					
	268	KARBANENKO Dimitri	14.725			16.125	15.325	15.025	61.200	(13)					
	269	RODRIGUES Danny	14.475	13.675	15.925				44.075	(30)					
		Total	44.475	(5)	39.500	(8)	44.750	(4)	48.475	(2)	46.775	(1)	42.375	(8)	266.350

Lausanne (SUI) 8 - 11 May 2008

RESULTS
Men's Seniors Team Final
SAT 10 MAY 2008 - 14:00

Rank	Bib	NOC Name							Total	Ind. Ran
6		UKR - Ukraine								
395		GONCHAROV Valeriy		14.400			15.600		30.000	(34)
396		VOROBYOV Olexander			15.575				15.575	(38)
397		ZOZULYA Roman	14.150		15.300	16.075	14.900	14.325	74.750	(8)
398		KUKSENKOV M.	14.600	13.700	14.775	15.350	14.900	14.900	88.225	(3)
399		SUPRUN Oleksandr	13.875	13.500		16.125		13.825	57.325	(19)
		Total	<u>42.625</u> (8)	41.600 (7)	45.650 (2)	47.550 (5)	45.400 (3)	43.050 (5)	265.875	
7		SUI - Switzerland								
375		BOESCHENSTEIN N.	15.075		14.550	15.925	15.300	14.150	75.000	(7)
376		CAPELLI Claudio	14.950	14.400		15.950	14.950	13.875	74.125	(9)
377		RAMSEIER Mark		14.725	14.700	15.975			45.400	(24)
378		SCHAEERER Christoph						14.850	14.850	(40)
379		MANNHART Dennis	14.550	13.225	13.200		14.550		55.525	(20)
		Total	<u>44.575</u> (4)	42.350 (4)	42.450 (8)	47.850 (3)	44.800 (6)	42.875 (6)	264.900	
8		ITA - Italy								
310		ANGIOLETTI Matteo	14.375		15.225	15.500			45.100	(25)
311		BUSNARI Alberto		14.250			14.125	14.200	42.575	(32)
312		CASSINA Igor		13.475				15.550	29.025	(36)
313		MORANDI Matteo	13.900		15.750	15.300	14.450		59.400	(17)
314		POZZO Enrico	15.100	14.175	13.575	15.675	14.475	14.375	87.375	(4)
		Total	<u>43.375</u> (6)	41.900 (6)	44.550 (5)	46.475 (8)	43.050 (8)	44.125 (3)	263.475	

Note:
Underlined totals indicate starting apparatus.

Legend:

Ind. Individual







































Lausanne (SUI) 8 - 11 May 2008

INDIVIDUAL JUDGES SCORES

Men's Seniors Team Final

SAT 10 MAY 2008 - 14:00





































Rank	Bib	Name	NOC Code		A Score	B1	B2	B3	B4	B5	B6	B Score	Pen.	Total	Rank by App.
1	361	DEVIATOVSKI Maxim	RUS		6.00	9.10	9.20	9.10	9.10	9.10	9.10	9.100		15.100	(4)
					5.70	8.00	7.70	7.90	7.90	8.00	8.00	7.950		13.650	(18)
					6.30	8.80	9.00	9.30	9.30	9.30	9.40	9.225		15.525	(4)
					6.60	9.60	9.60	9.60	9.50	9.60	9.50	9.575		16.175	(7)
					6.20	8.90	9.30	9.10	9.30	9.20	9.20	9.200		15.400	(6)
					5.70	8.60	8.80	8.90	9.00	8.80	8.80	8.825		14.525	(13)
		Total 90.375													
2	356	KOCZI Flavius	ROU		5.90	9.00	9.00	9.40	9.10	9.20	8.90	9.075		14.975	(8)
					6.00	7.60	7.90	7.90	7.60	8.10	7.80	7.800		13.800	(14)
					6.40	7.60	7.40	7.60	7.60	8.10	7.80	7.650		14.050	(20)
					7.00	9.30	9.50	9.40	9.50	9.40	9.50	9.450		16.450	(2)
					6.00	9.00	9.10	9.00	9.20	9.20	9.20	9.125		15.125	(11)
					6.00	7.80	8.20	7.80	7.60	7.90	8.00	7.875		13.875	(21)
		Total 88.275													
3	398	KUKSENKOV M.	UKR		5.80	8.80	8.90	8.90	8.80	8.60	8.70	8.800		14.600	(17)
					5.50	8.10	8.00	8.10	8.60	8.50	8.10	8.200		13.700	(16)
					5.80	8.50	9.00	9.10	9.20	9.00	8.80	8.975		14.775	(16)
					6.20	9.10	9.30	9.20	9.30	9.30	9.20	9.250	0.1	15.350	(20)
					6.10	8.90	9.00	8.50	8.70	8.70	8.90	8.800		14.900	(15)
					6.20	8.40	8.80	9.00	8.90	8.30	8.70	8.700		14.900	(8)
		Total 88.225													
4	314	POZZO Enrico	ITA		6.10	9.00	9.30	9.10	8.90	9.00	9.30	9.100	0.1	15.100	(4)
					5.50	8.80	8.80	8.40	8.70	8.70	8.50	8.675		14.175	(13)
					5.50	7.60	7.90	8.20	8.30	8.20	8.00	8.075		13.575	(22)
					6.20	9.40	9.50	9.50	9.50	9.60	9.40	9.475		15.675	(18)
					5.50	8.90	9.10	9.00	9.00	9.00	8.90	8.975		14.475	(22)
					6.30	8.30	8.10	8.00	7.80	8.30	7.90	8.075		14.375	(15)
		Total 87.375													
5	226	SAVITSKI Dzmitry	BLR		6.20	8.20	8.50	8.40	8.40	7.80	8.70	8.375	0.9	13.675	(24)
					4.80	8.50	8.40	8.80	8.30	8.10	8.60	8.450		13.250	(21)
					6.20	8.90	8.80	8.80	9.00	8.80	9.00	8.875		15.075	(9)
					6.60	8.50	8.60	8.90	8.60	8.60	9.00	8.675		15.275	(22)
					6.50	8.20	8.70	7.80	8.10	8.00	8.40	8.175		14.675	(19)
					5.60	8.60	8.90	8.70	8.70	8.70	8.70	8.700		14.300	(17)
		Total 86.250													
6	280	HAMBUECHEN Fabian	GER		6.50	9.00	8.90	9.30	9.00	9.10	9.10	9.050	0.3	15.250	(3)
															
					5.90	8.60	9.10	9.10	9.10	9.10	9.10	9.100		15.000	(12)
					6.60	9.80	9.70	9.70	9.60	9.70	9.70	9.700		16.300	(5)
					6.60	8.90	9.20	9.00	9.20	9.40	9.30	9.175		15.775	(3)
					6.90	8.80	9.00	8.60	8.70	9.00	8.70	8.800		15.700	(1)
		Total 78.025													

Lausanne (SUI) 8 - 11 May 2008

INDIVIDUAL JUDGES SCORES

Men's Seniors Team Final

SAT 10 MAY 2008 - 14:00





































Rank	Bib	Name	NOC Code		A Score	B1	B2	B3	B4	B5	B6	B Score	Pen.	Total	Rank by App.
7	375	BOESCHENSTEIN N.	SUI		6.00	9.10	9.00	9.30	9.10	9.00	9.10	9.075		15.075	(6)
															
					5.90	8.30	8.70	8.70	8.70	8.50	8.80	8.650		14.550	(19)
		Total 75.000			6.60	9.30	9.40	9.30	9.30	9.40	9.30	9.325		15.925	(14)
					6.40	8.60	9.20	8.80	8.80	8.90	9.10	8.900		15.300	(9)
					5.80	8.20	8.60	8.50	8.20	8.40	8.30	8.350		14.150	(20)
8	397	ZOZULYA Roman	UKR		5.40	8.80	8.70	8.70	8.90	8.70	8.80	8.750		14.150	(21)
															
					6.50	8.90	8.50	9.00	8.90	8.80	8.60	8.800		15.300	(5)
		Total 74.750			6.60	9.50	9.50	9.40	9.50	9.50	9.40	9.475		16.075	(10)
					6.30	8.50	9.20	8.60	8.60	8.70	8.30	8.600		14.900	(15)
					5.50	8.70	8.90	8.80	8.90	8.70	9.20	8.825		14.325	(16)
9	376	CAPELLI Claudio	SUI		6.30	8.60	8.50	8.90	8.50	8.70	8.80	8.650		14.950	(9)
					5.40	9.00	9.00	9.00	9.10	9.00	8.90	9.000		14.400	(7)
															
		Total 74.125			6.60	9.40	9.30	9.20	9.30	9.40	9.50	9.350		15.950	(13)
					6.20	8.80	8.90	8.80	8.30	8.60	8.80	8.750		14.950	(13)
					5.40	8.50	8.40	8.40	8.60	8.40	8.60	8.475		13.875	(21)
10	266	DA SILVA Gaël	FRA		6.10	9.10	9.30	9.30	9.10	9.00	9.20	9.175		15.275	(2)
															
					6.10	8.90	8.80	8.80	8.70	8.80	8.70	8.775		14.875	(15)
		Total 61.475			6.60	9.30	9.40	9.20	9.30	9.40	9.30	9.325		15.925	(14)
					6.50	8.90	9.00	9.20	8.50	8.90	8.80	8.900		15.400	(6)
															
11	355	POPESCU Ilie Daniel	ROU		5.70	9.10	9.20	9.10	9.10	9.00	9.10	9.100		14.800	(13)
					6.20	9.20	9.20	8.90	9.20	9.20	9.20	9.200		15.400	(1)
					6.40	8.60	8.50	8.60	8.60	8.40	8.70	8.575		14.975	(13)
		Total 61.375			7.00	9.10	9.40	9.20	9.40	9.30	9.30	9.300	0.1	16.200	(6)
															
															
12	227	KASPIAROVICH Dimitri	BLR		6.00	8.50	8.80	8.80	8.70	8.50	8.60	8.650		14.650	(16)
															
					6.30	8.70	8.70	8.70	8.80	9.00	8.70	8.725		15.025	(10)
		Total 61.225			7.00	9.30	9.60	9.00	9.50	9.30	9.70	9.425		16.425	(3)
					6.50	8.30	8.50	9.20	8.40	8.60	9.00	8.625		15.125	(11)
															

Lausanne (SUI) 8 - 11 May 2008

INDIVIDUAL JUDGES SCORES

Men's Seniors Team Final

SAT 10 MAY 2008 - 14:00





































Rank	Bib	Name	NOC Code		A Score	B1	B2	B3	B4	B5	B6	B Score	Pen.	Total	Rank by App.
13	268	KARBANENKO Dimitri	FRA		5.70	9.10	8.80	9.00	8.90	9.30	9.10	9.025		14.725	(14)
															
															
					6.60	9.60	9.50	9.60	9.50	9.50	9.40	9.525		16.125	(8)
					6.00	9.50	9.50	9.20	9.40	9.20	9.10	9.325		15.325	(8)
					6.30	8.80	8.80	8.50	8.70	8.80	8.60	8.725		15.025	(6)
		Total 61.200													
14	357	SELARIU Dorin Razvan	ROU		6.40	9.00	9.10	9.00	8.80	8.90	9.20	9.000		15.400	(1)
															
															
					6.60	9.40	9.50	9.40	9.60	9.50	9.50	9.475		16.075	(10)
					6.00	8.80	8.80	8.60	8.30	8.90	8.80	8.750		14.750	(17)
					6.00	8.50	8.60	8.50	8.30	8.90	8.20	8.475		14.475	(14)
		Total 60.700													
15	360	KHOROKHORDIN Sergei	RUS		6.10	9.00	9.20	9.00	8.90	8.80	8.80	8.925		15.025	(7)
															
					6.30	8.90	8.90	8.90	9.00	9.00	8.80	8.925		15.225	(6)
															
					6.50	8.50	8.50	9.00	8.80	9.10	8.90	8.800		15.300	(9)
					6.60	8.20	8.30	8.50	8.30	8.70	8.50	8.400		15.000	(7)
		Total 60.550													
16	225	SAVENKOV Denis	BLR		6.00	8.70	8.60	8.70	8.60	8.80	9.00	8.700		14.700	(15)
					5.40	8.90	9.00	9.00	9.00	9.10	9.30	9.025		14.425	(6)
															
					6.20	9.40	9.50	9.60	9.50	9.60	9.40	9.500		15.700	(17)
															
					5.80	8.80	9.10	9.20	9.20	8.90	8.80	9.000		14.800	(10)
		Total 59.625													
17	313	MORANDI Matteo	ITA		5.40	8.30	8.60	8.40	8.50	8.50	8.60	8.500		13.900	(22)
															
					7.10	8.70	8.60	8.60	8.70	8.50	8.80	8.650		15.750	(2)
					6.60	8.90	8.70	8.30	8.80	9.00	8.80	8.800	0.1	15.300	(21)
					5.80	8.50	8.90	8.50	8.00	8.70	8.90	8.650		14.450	(23)
															
		Total 59.400													
18	282	BOY Philipp	GER		6.10	8.80	8.60	8.90	8.50	8.80	8.90	8.775		14.875	(11)
					5.70	8.60	8.90	8.80	8.40	8.50	9.00	8.700		14.400	(7)
															
															
					5.80	8.80	8.90	8.90	8.70	8.90	8.60	8.825		14.625	(20)
					6.20	8.30	8.60	8.30	8.40	8.80	8.80	8.525		14.725	(11)
		Total 58.625													

Lausanne (SUI) 8 - 11 May 2008

INDIVIDUAL JUDGES SCORES

Men's Seniors Team Final

SAT 10 MAY 2008 - 14:00




































Rank	Bib	Name	NOC Code		A Score	B1	B2	B3	B4	B5	B6	B Score	Pen.	Total	Rank by App.
19	399	SUPRUN Oleksandr	UKR		6.00	8.00	7.90	7.70	7.50	7.90	8.00	7.875		13.875	(23)
					4.90	8.60	8.70	8.60	8.30	8.50	8.70	8.600		13.500	(19)
															
					6.60	9.50	9.50	9.70	9.40	9.60	9.50	9.525		16.125	(8)
															
					5.50	8.20	8.20	8.20	8.40	8.50	8.50	8.325		13.825	(23)
		Total 57.325													
20	379	MANNHART Dennis	SUI		5.70	8.70	8.70	9.00	8.90	8.80	9.10	8.850		14.550	(18)
					4.50	8.60	8.70	8.80	8.50	8.80	9.00	8.725		13.225	(22)
					5.10	7.90	8.10	8.10	8.30	8.40	7.90	8.100		13.200	(24)
															
					5.70	8.80	9.00	8.70	8.90	8.40	9.00	8.850		14.550	(21)
															
		Total 55.525													
21	265	WIGNANITZ Raphaël	FRA												
					5.00	8.30	8.10	7.90	8.00	7.90	7.70	7.975		12.975	(23)
					5.00	8.80	9.10	8.90	9.00	8.80	9.10	8.950		13.950	(21)
															
					7.00	9.30	9.50	9.50	9.40	9.20	9.50	9.425		16.425	(3)
															
		Total 55.425													
22	363	KRYUKOV Nikolai	RUS												
					6.40	9.00	8.60	8.70	8.60	8.90	8.80	8.750		15.150	(2)
															
															
					6.60	8.60	9.00	8.20	8.60	8.60	8.90	8.675	0.3	14.975	(24)
					6.70	9.20	9.20	8.80	9.00	9.40	9.20	9.150		15.850	(2)
		Total 45.975													
23	283	NGUYEN Marcel	GER		6.20	8.70	8.40	8.60	8.80	8.10	8.80	8.625		14.825	(12)
															
															
															
					6.60	9.30	9.30	9.30	9.30	9.40	9.30	9.300		15.900	(16)
					6.00	8.70	8.70	8.80	8.70	8.80	8.90	8.750		14.750	(17)
		Total 45.475													
24	377	RAMSEIER Mark	SUI												
					6.20	8.30	8.50	8.80	8.70	8.10	8.60	8.525		14.725	(4)
					6.40	8.60	8.40	8.00	8.20	8.30	8.30	8.300		14.700	(17)
															
					6.60	9.30	9.50	9.40	9.40	9.40	9.30	9.375		15.975	(12)
															
		Total 45.400													

Lausanne (SUI) 8 - 11 May 2008

INDIVIDUAL JUDGES SCORES

Men's Seniors Team Final

SAT 10 MAY 2008 - 14:00





































Rank	Bib	Name	NOC Code		A Score	B1	B2	B3	B4	B5	B6	B Score	Pen.	Total	Rank by App.
25	310	ANGIOLETTI Matteo	ITA		5.50	9.00	9.20	8.90	8.70	8.80	8.80	8.875		14.375	(20)
															
					6.40	8.80	8.90	8.80	8.70	9.00	8.80	8.825		15.225	(6)
					6.60	8.80	9.10	8.70	9.30	9.10	9.00	9.000	0.1	15.500	(19)
															
															
		Total 45.100													
26	284	WEBER Robert	GER												
					5.70	9.00	9.00	8.70	9.20	9.20	9.00	9.050		14.750	(3)
					5.80	9.00	9.10	8.80	8.90	8.60	8.90	8.900		14.700	(17)
															
															
					6.50	8.80	8.40	8.90	8.60	8.90	8.70	8.750		15.250	(4)
		Total 44.700													
27	228	TSAREVICH Aliaksandr	BLR												
					6.10	8.40	8.10	7.80	8.20	8.00	8.80	8.175		14.275	(11)
															
															
					6.50	9.10	9.10	8.70	8.80	8.80	9.00	8.925		15.425	(5)
					5.80	8.80	8.90	8.90	8.60	8.70	8.90	8.825		14.625	(12)
		Total 44.325													
28	267	CUCHERAT Yann	FRA												
					5.10	7.70	7.60	7.70	7.80	7.80	8.00	7.750		12.850	(24)
															
															
					6.70	9.40	9.30	9.40	9.10	9.30	9.40	9.350		16.050	(1)
					6.50	8.30	9.00	8.90	8.70	8.70	8.80	8.775		15.275	(3)
		Total 44.175													
29	362	RYAZANOV Yury	RUS												
					5.90	7.90	8.00	7.80	7.40	8.00	7.80	7.875		13.775	(15)
					6.40	8.90	8.60	9.30	8.80	8.70	8.70	8.775		15.175	(8)
															
					6.10	8.80	9.10	9.20	9.10	8.90	9.20	9.075		15.175	(5)
		Total 44.125													
30	269	RODRIGUES Danny	FRA												
					5.80	8.50	8.90	8.80	8.70	8.70	8.50	8.675		14.475	(19)
					5.30	8.60	8.40	8.30	8.30	8.00	8.50	8.375		13.675	(17)
					7.30	8.70	8.80	8.00	8.50	8.70	8.60	8.625		15.925	(1)
															
															
		Total 44.075													

Lausanne (SUI) 8 - 11 May 2008

INDIVIDUAL JUDGES SCORES

Men's Seniors Team Final

SAT 10 MAY 2008 - 14:00

























Rank	Bib	Name	NOC Code		A Score	B1	B2	B3	B4	B5	B6	B Score	Pen.	Total	Rank by App.
31	281	JUCKEL Robert	GER												
					5.50	8.90	8.90	8.90	8.90	9.00	8.80	8.900		14.400	(7)
					5.10	8.80	8.30	8.00	8.10	8.30	8.00	8.175		13.275	(23)
		Total 42.750			6.60	8.50	8.60	8.40	8.80	8.50	8.70	8.575	0.1	15.075	(23)
															
															
32	311	BUSNARI Alberto	ITA												
					5.80	8.90	8.30	8.60	8.50	8.40	8.30	8.450		14.250	(12)
															
		Total 42.575			5.50	8.80	8.80	8.80	8.50	8.20	8.40	8.625		14.125	(24)
					5.70	8.30	8.60	8.40	8.70	8.50	8.50	8.500		14.200	(18)
															
33	364	GOLOTSUTSKOV Anton	RUS												
					6.40	8.60	8.70	8.50	8.50	8.50	8.50	8.525		14.925	(10)
															
		Total 31.425			7.00	9.50	9.50	9.30	9.50	9.50	9.60	9.500		16.500	(1)
															
															
34	395	GONCHAROV Valeriy	UKR												
					5.80	8.70	8.50	8.60	8.60	8.80	8.10	8.600		14.400	(7)
															
		Total 30.000			6.60	8.90	9.10	8.70	9.20	9.30	8.80	9.000		15.600	(4)
															
															
35	359	STANESCU G.	ROU												
					6.20	8.70	8.90	8.60	8.60	8.90	8.20	8.700		14.900	(14)
															
		Total 29.825			6.30	8.90	8.50	8.60	8.40	8.70	8.70	8.625		14.925	(14)
															
															
36	312	CASSINA Igor	ITA												
					5.00	8.00	8.80	8.60	8.20	8.70	8.40	8.475		13.475	(20)
															
		Total 29.025			6.50	9.20	8.60	9.20	9.00	9.20	8.80	9.050		15.550	(2)
															
															

Lausanne (SUI) 8 - 11 May 2008







INDIVIDUAL JUDGES SCORES

Men's Seniors Team Final

SAT 10 MAY 2008 - 14:00

Rank	Bib	Name	NOC Code		A Score	B1	B2	B3	B4	B5	B6	B Score	Pen.	Total	Rank by App.
37	358	MALITA Cosmin	ROU												
					5.70	8.90	8.70	8.30	9.00	9.10	9.00	8.900		14.600	(5)
															
															
															
					5.60	8.00	8.80	8.60	8.90	8.50	8.40	8.575		14.175	(19)
		Total 28.775													
38	396	VOROBYOV Olexander	UKR												
															
					6.50	9.20	8.90	9.30	9.00	9.20	8.90	9.075		15.575	(3)
															
															
															
		Total 15.575													
39	229	YERMAKOV Uladzimir	BLR												
															
					6.30	8.60	8.70	8.70	8.60	8.90	9.00	8.725		15.025	(10)
															
															
															
		Total 15.025													
40	378	SCHAERER Christoph	SUI												
															
															
															
															
					6.40	8.10	8.60	8.70	8.10	8.60	8.50	8.450		14.850	(9)
		Total 14.850													

Legend:

A	Difficulty score	App.	Apparatus	B1 - B6	Panel "B" judges 1 - 6	B	Panel "B"	Pen	Penalty		
	Floor		Pommel Horse		Rings		Vault		Parallel Bars		Horizontal Bar

Lausanne (SUI) 8 - 11 May 2008

INDIVIDUAL JUDGES SCORES

Men's Seniors Team Final

SAT 10 MAY 2008 - 14:00



Rank	Bib	Name	NOC Code	A Score	B1 BUL	B2 ITA	B3 SUI	B4 ISL	B5 DEN	B6 GER	B Score	Pen.	Total
1	357	SELARIU Dorin Razvan	ROU	6.40	9.00	9.10	9.00	8.80	8.90	9.20	9.000		15.400
2	266	DA SILVA Gaël	FRA	6.10	9.10	9.30	9.30	9.10	9.00	9.20	9.175		15.275
3	280	HAMBUECHEN Fabian	GER	6.50	9.00	8.90	9.30	9.00	9.10	9.10	9.050	0.3	15.250
4	314	POZZO Enrico	ITA	6.10	9.00	9.30	9.10	8.90	9.00	9.30	9.100	0.1	15.100
4	361	DEVIATOVSKI Maxim	RUS	6.00	9.10	9.20	9.10	9.10	9.10	9.10	9.100		15.100
6	375	BOESCHENSTEIN N.	SUI	6.00	9.10	9.00	9.30	9.10	9.00	9.10	9.075		15.075
7	360	KHOROKHORDIN Sergei	RUS	6.10	9.00	9.20	9.00	8.90	8.80	8.80	8.925		15.025
8	356	KOCZI Flavius	ROU	5.90	9.00	9.00	9.40	9.10	9.20	8.90	9.075		14.975
9	376	CAPELLI Claudio	SUI	6.30	8.60	8.50	8.90	8.50	8.70	8.80	8.650		14.950
10	364	GOLOTSUTSKOV Anton	RUS	6.40	8.60	8.70	8.50	8.50	8.50	8.50	8.525		14.925
11	282	BOY Philipp	GER	6.10	8.80	8.60	8.90	8.50	8.80	8.90	8.775		14.875
12	283	NGUYEN Marcel	GER	6.20	8.70	8.40	8.60	8.80	8.10	8.80	8.625		14.825
13	355	POPESCU Ilie Daniel	ROU	5.70	9.10	9.20	9.10	9.10	9.00	9.10	9.100		14.800
14	268	KARBANENKO Dimitri	FRA	5.70	9.10	8.80	9.00	8.90	9.30	9.10	9.025		14.725
15	225	SAVENKOV Denis	BLR	6.00	8.70	8.60	8.70	8.60	8.80	9.00	8.700		14.700
16	227	KASPIAROVICH Dimitri	BLR	6.00	8.50	8.80	8.80	8.70	8.50	8.60	8.650		14.650
17	398	KUKSENKOV M.	UKR	5.80	8.80	8.90	8.90	8.80	8.60	8.70	8.800		14.600
18	379	MANNHART Dennis	SUI	5.70	8.70	8.70	9.00	8.90	8.80	9.10	8.850		14.550
19	269	RODRIGUES Danny	FRA	5.80	8.50	8.90	8.80	8.70	8.70	8.50	8.675		14.475
20	310	ANGIOLETTI Matteo	ITA	5.50	9.00	9.20	8.90	8.70	8.80	8.80	8.875		14.375
21	397	ZOZULYA Roman	UKR	5.40	8.80	8.70	8.70	8.90	8.70	8.80	8.750		14.150
22	313	MORANDI Matteo	ITA	5.40	8.30	8.60	8.40	8.50	8.50	8.60	8.500		13.900
23	399	SUPRUN Oleksandr	UKR	6.00	8.00	7.90	7.70	7.50	7.90	8.00	7.875		13.875
24	226	SAVITSKI Dzmitry	BLR	6.20	8.20	8.50	8.40	8.40	7.80	8.70	8.375	0.9	13.675

Legend:

A Difficulty score **B1 - B6** Panel "B" judges 1 - 6 **Pen** Penalty

 Floor

Lausanne (SUI) 8 - 11 May 2008

INDIVIDUAL JUDGES SCORES

Men's Seniors Team Final

SAT 10 MAY 2008 - 14:00



Rank	Bib	Name	NOC Code	A Score	B1 CRO	B2 GBR	B3 AUT	B4 NOR	B5 ISR	B6 AZE	B Score	Pen.	Total
1	355	POPESCU Ilie Daniel	ROU	6.20	9.20	9.20	8.90	9.20	9.20	9.20	9.200		15.400
2	363	KRYUKOV Nikolai	RUS	6.40	9.00	8.60	8.70	8.60	8.90	8.80	8.750		15.150
3	284	WEBER Robert	GER	5.70	9.00	9.00	8.70	9.20	9.20	9.00	9.050		14.750
4	377	RAMSEIER Mark	SUI	6.20	8.30	8.50	8.80	8.70	8.10	8.60	8.525		14.725
5	358	MALITA Cosmin	ROU	5.70	8.90	8.70	8.30	9.00	9.10	9.00	8.900		14.600
6	225	SAVENKOV Denis	BLR	5.40	8.90	9.00	9.00	9.00	9.10	9.30	9.025		14.425
7	281	JUCKEL Robert	GER	5.50	8.90	8.90	8.90	8.90	9.00	8.80	8.900		14.400
7	282	BOY Philipp	GER	5.70	8.60	8.90	8.80	8.40	8.50	9.00	8.700		14.400
7	376	CAPELLI Claudio	SUI	5.40	9.00	9.00	9.00	9.10	9.00	8.90	9.000		14.400
7	395	GONCHAROV Valeriy	UKR	5.80	8.70	8.50	8.60	8.60	8.80	8.10	8.600		14.400
11	228	TSAREVICH Aliaksandr	BLR	6.10	8.40	8.10	7.80	8.20	8.00	8.80	8.175		14.275
12	311	BUSNARI Alberto	ITA	5.80	8.90	8.30	8.60	8.50	8.40	8.30	8.450		14.250
13	314	POZZO Enrico	ITA	5.50	8.80	8.80	8.40	8.70	8.70	8.50	8.675		14.175
14	356	KOCZI Flavius	ROU	6.00	7.60	7.90	7.90	7.60	8.10	7.80	7.800		13.800
15	362	RYAZANOV Yury	RUS	5.90	7.90	8.00	7.80	7.40	8.00	7.80	7.875		13.775
16	398	KUKSENKOV M.	UKR	5.50	8.10	8.00	8.10	8.60	8.50	8.10	8.200		13.700
17	269	RODRIGUES Danny	FRA	5.30	8.60	8.40	8.30	8.30	8.00	8.50	8.375		13.675
18	361	DEVIATOVSKI Maxim	RUS	5.70	8.00	7.70	7.90	7.90	8.00	8.00	7.950		13.650
19	399	SUPRUN Oleksandr	UKR	4.90	8.60	8.70	8.60	8.30	8.50	8.70	8.600		13.500
20	312	CASSINA Igor	ITA	5.00	8.00	8.80	8.60	8.20	8.70	8.40	8.475		13.475
21	226	SAVITSKI Dzmitry	BLR	4.80	8.50	8.40	8.80	8.30	8.10	8.60	8.450		13.250
22	379	MANNHART Dennis	SUI	4.50	8.60	8.70	8.80	8.50	8.80	9.00	8.725		13.225
23	265	WIGNANITZ Raphaël	FRA	5.00	8.30	8.10	7.90	8.00	7.90	7.70	7.975		12.975
24	267	CUCHERAT Yann	FRA	5.10	7.70	7.60	7.70	7.80	7.80	8.00	7.750		12.850

Legend:

A Difficulty score B1 - B6 Panel "B" judges 1 - 6 Pen Penalty



Pommel Horse

Lausanne (SUI) 8 - 11 May 2008

INDIVIDUAL JUDGES SCORES

Men's Seniors Team Final

SAT 10 MAY 2008 - 14:00



Rank	Bib	Name	NOC Code	A Score	B1 CYP	B2 NED	B3 RUS	B4 LAT	B5 GEO	B6 SWE	B Score	Pen.	Total
1	269	RODRIGUES Danny	FRA	7.30	8.70	8.80	8.00	8.50	8.70	8.60	8.625		15.925
2	313	MORANDI Matteo	ITA	7.10	8.70	8.60	8.60	8.70	8.50	8.80	8.650		15.750
3	396	VOROBYOV Olexander	UKR	6.50	9.20	8.90	9.30	9.00	9.20	8.90	9.075		15.575
4	361	DEVIATOVSKI Maxim	RUS	6.30	8.80	9.00	9.30	9.30	9.30	9.40	9.225		15.525
5	397	ZOZULYA Roman	UKR	6.50	8.90	8.50	9.00	8.90	8.80	8.60	8.800		15.300
6	310	ANGIOLETTI Matteo	ITA	6.40	8.80	8.90	8.80	8.70	9.00	8.80	8.825		15.225
6	360	KHOROKHORDIN Sergei	RUS	6.30	8.90	8.90	8.90	9.00	9.00	8.80	8.925		15.225
8	362	RYAZANOV Yury	RUS	6.40	8.90	8.60	9.30	8.80	8.70	8.70	8.775		15.175
9	226	SAVITSKI Dzmitry	BLR	6.20	8.90	8.80	8.80	9.00	8.80	9.00	8.875		15.075
10	227	KASPIAROVICH Dimitri	BLR	6.30	8.70	8.70	8.70	8.80	9.00	8.70	8.725		15.025
10	229	YERMAKOV Uladzimir	BLR	6.30	8.60	8.70	8.70	8.60	8.90	9.00	8.725		15.025
12	280	HAMBUECHEN Fabian	GER	5.90	8.60	9.10	9.10	9.10	9.10	9.10	9.100		15.000
13	355	POPESCU Ilie Daniel	ROU	6.40	8.60	8.50	8.60	8.60	8.40	8.70	8.575		14.975
14	359	STANESCU G.	ROU	6.20	8.70	8.90	8.60	8.60	8.90	8.20	8.700		14.900
15	266	DA SILVA Gaël	FRA	6.10	8.90	8.80	8.80	8.70	8.80	8.70	8.775		14.875
16	398	KUKSENKOV M.	UKR	5.80	8.50	9.00	9.10	9.20	9.00	8.80	8.975		14.775
17	284	WEBER Robert	GER	5.80	9.00	9.10	8.80	8.90	8.60	8.90	8.900		14.700
17	377	RAMSEIER Mark	SUI	6.40	8.60	8.40	8.00	8.20	8.30	8.30	8.300		14.700
19	375	BOESCHENSTEIN N.	SUI	5.90	8.30	8.70	8.70	8.70	8.50	8.80	8.650		14.550
20	356	KOCZI Flavius	ROU	6.40	7.60	7.40	7.60	7.60	8.10	7.80	7.650		14.050
21	265	WIGNANITZ Raphaël	FRA	5.00	8.80	9.10	8.90	9.00	8.80	9.10	8.950		13.950
22	314	POZZO Enrico	ITA	5.50	7.60	7.90	8.20	8.30	8.20	8.00	8.075		13.575
23	281	JUCKEL Robert	GER	5.10	8.80	8.30	8.00	8.10	8.30	8.00	8.175		13.275
24	379	MANNHART Dennis	SUI	5.10	7.90	8.10	8.10	8.30	8.40	7.90	8.100		13.200

Legend:

A Difficulty score B1 - B6 Panel "B" judges 1 - 6 Pen Penalty



Rings

Lausanne (SUI) 8 - 11 May 2008

INDIVIDUAL JUDGES SCORES

Men's Seniors Team Final

SAT 10 MAY 2008 - 14:00



Rank	Bib	Name	NOC Code	A Score	B1 LUX	B2 FIN	B3 POR	B4 ROU	B5 ESP	B6 BLR	B Score	Pen.	Total
1	364	GOLOTSUTSKOV Anton	RUS	7.00	9.50	9.50	9.30	9.50	9.50	9.60	9.500		16.500
2	356	KOCZI Flavius	ROU	7.00	9.30	9.50	9.40	9.50	9.40	9.50	9.450		16.450
3	227	KASPIAROVICH Dimitri	BLR	7.00	9.30	9.60	9.00	9.50	9.30	9.70	9.425		16.425
3	265	WIGNANITZ Raphaël	FRA	7.00	9.30	9.50	9.50	9.40	9.20	9.50	9.425		16.425
5	280	HAMBUECHEN Fabian	GER	6.60	9.80	9.70	9.70	9.60	9.70	9.70	9.700		16.300
6	355	POPESCU Ilie Daniel	ROU	7.00	9.10	9.40	9.20	9.40	9.30	9.30	9.300	0.1	16.200
7	361	DEVIATOVSKI Maxim	RUS	6.60	9.60	9.60	9.60	9.50	9.60	9.50	9.575		16.175
8	268	KARBANENKO Dimitri	FRA	6.60	9.60	9.50	9.60	9.50	9.50	9.40	9.525		16.125
8	399	SUPRUN Oleksandr	UKR	6.60	9.50	9.50	9.70	9.40	9.60	9.50	9.525		16.125
10	357	SELARIU Dorin Razvan	ROU	6.60	9.40	9.50	9.40	9.60	9.50	9.50	9.475		16.075
10	397	ZOZULYA Roman	UKR	6.60	9.50	9.50	9.40	9.50	9.50	9.40	9.475		16.075
12	377	RAMSEIER Mark	SUI	6.60	9.30	9.50	9.40	9.40	9.40	9.30	9.375		15.975
13	376	CAPELLI Claudio	SUI	6.60	9.40	9.30	9.20	9.30	9.40	9.50	9.350		15.950
14	266	DA SILVA Gaël	FRA	6.60	9.30	9.40	9.20	9.30	9.40	9.30	9.325		15.925
14	375	BOESCHENSTEIN N.	SUI	6.60	9.30	9.40	9.30	9.30	9.40	9.30	9.325		15.925
16	283	NGUYEN Marcel	GER	6.60	9.30	9.30	9.30	9.30	9.40	9.30	9.300		15.900
17	225	SAVENKOV Denis	BLR	6.20	9.40	9.50	9.60	9.50	9.60	9.40	9.500		15.700
18	314	POZZO Enrico	ITA	6.20	9.40	9.50	9.50	9.50	9.60	9.40	9.475		15.675
19	310	ANGIOLETTI Matteo	ITA	6.60	8.80	9.10	8.70	9.30	9.10	9.00	9.000	0.1	15.500
20	398	KUKSENKOV M.	UKR	6.20	9.10	9.30	9.20	9.30	9.30	9.20	9.250	0.1	15.350
21	313	MORANDI Matteo	ITA	6.60	8.90	8.70	8.30	8.80	9.00	8.80	8.800	0.1	15.300
22	226	SAVITSKI Dzmitry	BLR	6.60	8.50	8.60	8.90	8.60	8.60	9.00	8.675		15.275
23	281	JUCKEL Robert	GER	6.60	8.50	8.60	8.40	8.80	8.50	8.70	8.575	0.1	15.075
24	363	KRYUKOV Nikolai	RUS	6.60	8.60	9.00	8.20	8.60	8.60	8.90	8.675	0.3	14.975

Legend:

A Difficulty score **B1 - B6** Panel "B" judges 1 - 6 **Pen** Penalty

 Vault

Lausanne (SUI) 8 - 11 May 2008

INDIVIDUAL JUDGES SCORES

Men's Seniors Team Final

SAT 10 MAY 2008 - 14:00



Rank	Bib	Name	NOC Code	A Score	B1 FRA	B2 UKR	B3 IRL	B4 POL	B5 SVK	B6 SLO	B Score	Pen.	Total
1	267	CUCHERAT Yann	FRA	6.70	9.40	9.30	9.40	9.10	9.30	9.40	9.350		16.050
2	363	KRYUKOV Nikolai	RUS	6.70	9.20	9.20	8.80	9.00	9.40	9.20	9.150		15.850
3	280	HAMBUECHEN Fabian	GER	6.60	8.90	9.20	9.00	9.20	9.40	9.30	9.175		15.775
4	395	GONCHAROV Valeriy	UKR	6.60	8.90	9.10	8.70	9.20	9.30	8.80	9.000		15.600
5	228	TSAREVICH Aliaksandr	BLR	6.50	9.10	9.10	8.70	8.80	8.80	9.00	8.925		15.425
6	266	DA SILVA Gaël	FRA	6.50	8.90	9.00	9.20	8.50	8.90	8.80	8.900		15.400
6	361	DEVIATOVSKI Maxim	RUS	6.20	8.90	9.30	9.10	9.30	9.20	9.20	9.200		15.400
8	268	KARBANENKO Dimitri	FRA	6.00	9.50	9.50	9.20	9.40	9.20	9.10	9.325		15.325
9	360	KHOROKHORDIN Sergei	RUS	6.50	8.50	8.50	9.00	8.80	9.10	8.90	8.800		15.300
9	375	BOESCHENSTEIN N.	SUI	6.40	8.60	9.20	8.80	8.80	8.90	9.10	8.900		15.300
11	227	KASPIAROVICH Dimitri	BLR	6.50	8.30	8.50	9.20	8.40	8.60	9.00	8.625		15.125
11	356	KOCZI Flavius	ROU	6.00	9.00	9.10	9.00	9.20	9.20	9.20	9.125		15.125
13	376	CAPELLI Claudio	SUI	6.20	8.80	8.90	8.80	8.30	8.60	8.80	8.750		14.950
14	359	STANESCU G.	ROU	6.30	8.90	8.50	8.60	8.40	8.70	8.70	8.625		14.925
15	397	ZOZULYA Roman	UKR	6.30	8.50	9.20	8.60	8.60	8.70	8.30	8.600		14.900
15	398	KUKSENKOV M.	UKR	6.10	8.90	9.00	8.50	8.70	8.70	8.90	8.800		14.900
17	283	NGUYEN Marcel	GER	6.00	8.70	8.70	8.80	8.70	8.80	8.90	8.750		14.750
17	357	SELARIU Dorin Razvan	ROU	6.00	8.80	8.80	8.60	8.30	8.90	8.80	8.750		14.750
19	226	SAVITSKI Dzmitry	BLR	6.50	8.20	8.70	7.80	8.10	8.00	8.40	8.175		14.675
20	282	BOY Philipp	GER	5.80	8.80	8.90	8.90	8.70	8.90	8.60	8.825		14.625
21	379	MANNHART Dennis	SUI	5.70	8.80	9.00	8.70	8.90	8.40	9.00	8.850		14.550
22	314	POZZO Enrico	ITA	5.50	8.90	9.10	9.00	9.00	9.00	8.90	8.975		14.475
23	313	MORANDI Matteo	ITA	5.80	8.50	8.90	8.50	8.00	8.70	8.90	8.650		14.450
24	311	BUSNARI Alberto	ITA	5.50	8.80	8.80	8.80	8.50	8.20	8.40	8.625		14.125

Legend:

A Difficulty score B1 - B6 Panel "B" judges 1 - 6 Pen Penalty



Parallel Bars

Lausanne (SUI) 8 - 11 May 2008

INDIVIDUAL JUDGES SCORES

Men's Seniors Team Final

SAT 10 MAY 2008 - 14:00



Rank	Bib	Name	NOC Code	A Score	B1 BEL	B2 GRE	B3 LTU	B4 ARM	B5 TUR	B6 HUN	B Score	Pen.	Total
1	280	HAMBUECHEN Fabian	GER	6.90	8.80	9.00	8.60	8.70	9.00	8.70	8.800		15.700
2	312	CASSINA Igor	ITA	6.50	9.20	8.60	9.20	9.00	9.20	8.80	9.050		15.550
3	267	CUCHERAT Yann	FRA	6.50	8.30	9.00	8.90	8.70	8.70	8.80	8.775		15.275
4	284	WEBER Robert	GER	6.50	8.80	8.40	8.90	8.60	8.90	8.70	8.750		15.250
5	362	RYAZANOV Yury	RUS	6.10	8.80	9.10	9.20	9.10	8.90	9.20	9.075		15.175
6	268	KARBANENKO Dimitri	FRA	6.30	8.80	8.80	8.50	8.70	8.80	8.60	8.725		15.025
7	360	KHOROKHORDIN Sergei	RUS	6.60	8.20	8.30	8.50	8.30	8.70	8.50	8.400		15.000
8	398	KUKSENKOV M.	UKR	6.20	8.40	8.80	9.00	8.90	8.30	8.70	8.700		14.900
9	378	SCHAEERER Christoph	SUI	6.40	8.10	8.60	8.70	8.10	8.60	8.50	8.450		14.850
10	225	SAVENKOV Denis	BLR	5.80	8.80	9.10	9.20	9.20	8.90	8.80	9.000		14.800
11	282	BOY Philipp	GER	6.20	8.30	8.60	8.30	8.40	8.80	8.80	8.525		14.725
12	228	TSAREVICH Aliaksandr	BLR	5.80	8.80	8.90	8.90	8.60	8.70	8.90	8.825		14.625
13	361	DEVIATOVSKI Maxim	RUS	5.70	8.60	8.80	8.90	9.00	8.80	8.80	8.825		14.525
14	357	SELARIU Dorin Razvan	ROU	6.00	8.50	8.60	8.50	8.30	8.90	8.20	8.475		14.475
15	314	POZZO Enrico	ITA	6.30	8.30	8.10	8.00	7.80	8.30	7.90	8.075		14.375
16	397	ZOZULYA Roman	UKR	5.50	8.70	8.90	8.80	8.90	8.70	9.20	8.825		14.325
17	226	SAVITSKI Dzmitry	BLR	5.60	8.60	8.90	8.70	8.70	8.70	8.70	8.700		14.300
18	311	BUSNARI Alberto	ITA	5.70	8.30	8.60	8.40	8.70	8.50	8.50	8.500		14.200
19	358	MALITA Cosmin	ROU	5.60	8.00	8.80	8.60	8.90	8.50	8.40	8.575		14.175
20	375	BOESCHENSTEIN N.	SUI	5.80	8.20	8.60	8.50	8.20	8.40	8.30	8.350		14.150
21	356	KOCZI Flavius	ROU	6.00	7.80	8.20	7.80	7.60	7.90	8.00	7.875		13.875
21	376	CAPELLI Claudio	SUI	5.40	8.50	8.40	8.40	8.60	8.40	8.60	8.475		13.875
23	399	SUPRUN Oleksandr	UKR	5.50	8.20	8.20	8.20	8.40	8.50	8.50	8.325		13.825
24	265	WIGNANITZ Raphaël	FRA	5.30	7.20	7.20	6.80	6.60	6.50	6.50	6.775		12.075

Legend:

A Difficulty score B1 - B6 Panel "B" judges 1 - 6 Pen Penalty



Horizontal Bar