

RESULTS

42nd FIG ARTISTIC GYMNASTICS WORLD CHAMPIONSHIPS

Rotterdam (NED)
October 16-24, 2010

Provided
by
Longines



JUDGES ASSIGNMENTS WOMEN'S QUALIFICATION

REVISED

SAT 16 OCT 2010 - 9:00

Superior Jury

KIM Nellie
SACCHI Donatella
DOWDELL Kym
YAN Ninan
VALENZO Naomi
ANDRIANOVA Liubov
HARINISHI Yoshie

FIG President
FIG 1st Vice-president
FIG 2nd Vice-president
FIG Vault Supervisor
FIG Uneven Bars Supervisor
FIG Beam Supervisor
FIG Floor Supervisor



Function	Name	NOC Code
D1	LESIVA Oksana	FIG
D2	DOBREVA Tzvetana	FIG
E1	MOLEMA - DE JONG Aukje	NED
E2	ANJOS BARROSO Monica	BRA
E3	KOTULICOVA Viera	SVK
E4	LINDSTROM Karin Maria	SWE
E5	YAMADA Mayumi	JPN
ER1	LARIO GIMENEZ Helena Beatriz	ARG
ER2	LISKAROVA Hana	CZE
Line 1	MILTON Arianne	RSA



Function	Name	NOC Code
D1	STOESZ Kathryn Elizabeth	FIG
D2	LAZO ZELAYA I.	FIG
E1	LEE Pil Young	KOR
E2	SAN MARTIN LOPEZ Maria Jose	ESP
E3	CALLON Corinne Elisabeth	FRA
E4	BOURGOIS Monique E.	BEL
E5	CHUO Tsui-Hua	TPE
ER1	MURTONEN Satu Sirpa	FIN
ER2	BIGHAM Elizabeth Anne	AUS
Timer 1	KALMAR Zsuzsanna Katalin	HUN
Timer 2	KRISCHOK SALEWSKI Maike	GER



Function	Name	NOC Code
D1	ENSLOW Avril Dorothy	FIG
D2	CALABRO Monica Liliana	FIG
E1	FRAUENKNECHT-BERGUNDTHAL C.	SUI
E2	KOVAC Marjeta	SLO
E3	SMITH Pauline	GBR
E4	BJARNADOTTIR Hlin	ISL
E5	LUGO ARELLANO Nélyda Berenice	MEX
ER1	KAVANAGH O'CALLAGHAN M.	IRL
ER2	SHAI Orna Erena	ISR
Timer 1	DIDILESCU Olga Fanica	ROU



Function	Name	NOC Code
D1	MIHAILESCU-GRIGORAS Anca	FIG
D2	KLAESBERG Sabrina	FIG
E1	KOROLENKO Liudmila	RUS
E2	CORTIGIANI Dora	ITA
E3	DOS SANTOS MENDES Lina Maria	POR
E4	RUIZ BELLOSO Jhoannys Josefina	VEN
E5	GUSTIENE Ruta	LTU
ER1	ZETTERMAN Marianne Solveig	SWE
ER2	SAKURAI Rieko	JPN
Line 1	RAISANEN Marja Hanna Helena	FIN
Line 2	LI Lyudmila	UZB
Timer 1	ARMITAGE Elizabeth Mary	CAN

Legend:

Dx Panel Difficulty judges

Ex Panel Execution judges



Vault



Uneven Bars







Beam



Floor

TEAM RESULTS WOMEN'S QUALIFICATION

SAT 16 OCT 2010 - 9:00

Rank	NOC					Total
1	RUS - Russia	<u>60.099</u> (2)	58.500 (2)	59.057 (2)	56.865 (2)	234.521 Q
2	CHN - China	<u>57.799</u> (4)	61.615 (1)	58.299 (3)	56.065 (4)	233.778 Q
3	USA - United States	<u>60.398</u> (1)	58.299 (3)	59.164 (1)	55.782 (5)	233.643 Q
4	ROU - Romania	<u>57.899</u> (3)	56.099 (5)	56.999 (5)	57.498 (1)	228.495 Q
5	GBR - Great Britain	<u>56.191</u> (8)	57.466 (4)	55.032 (7)	56.232 (3)	224.921 Q
6	AUS - Australia	<u>56.798</u> (5)	55.557 (7)	57.098 (4)	55.332 (6)	224.785 Q
7	ITA - Italy	<u>54.532</u> (20)	54.065 (8)	55.391 (6)	55.191 (7)	219.179 Q
8	JPN - Japan	<u>56.466</u> (7)	53.432 (10)	54.731 (8)	54.266 (10)	218.895 Q
9	NED - Netherlands	54.982 (14)	<u>53.365</u> (11)	54.466 (10)	54.473 (8)	217.286
10	BRA - Brazil	<u>56.766</u> (6)	52.799 (12)	53.232 (14)	54.333 (9)	217.130
11	FRA - France	<u>55.298</u> (11)	53.999 (9)	53.899 (12)	53.765 (11)	216.961
12	UKR - Ukraine	<u>54.773</u> (18)	50.999 (15)	54.532 (9)	53.641 (12)	213.945
13	CAN - Canada	<u>54.832</u> (17)	51.148 (14)	53.598 (13)	52.899 (13)	212.477
14	GER - Germany	<u>55.407</u> (10)	55.657 (6)	49.465 (22)	51.765 (19)	212.294
15	BEL - Belgium	<u>55.048</u> (13)	50.565 (16)	52.032 (15)	52.132 (14)	209.777
16	SUI - Switzerland	<u>53.798</u> (24)	52.166 (13)	50.866 (16)	51.931 (17)	208.761
17	POL - Poland	<u>55.240</u> (12)	45.432 (26)	53.966 (11)	52.132 (14)	206.770
18	ESP - Spain	<u>54.399</u> (22)	50.165 (17)	50.665 (19)	51.132 (21)	206.361
19	GRE - Greece	<u>54.491</u> (21)	49.565 (19)	50.799 (17)	51.299 (20)	206.154
20	KOR - Korea	<u>54.699</u> (19)	48.031 (20)	50.698 (18)	51.832 (18)	205.260
21	MEX - Mexico	<u>55.565</u> (9)	47.223 (22)	50.290 (20)	50.965 (22)	204.043
22	VEN - Venezuela	<u>54.932</u> (15)	49.965 (18)	47.132 (26)	49.832 (25)	201.861
23	HUN - Hungary	<u>54.065</u> (23)	46.465 (23)	47.465 (25)	50.733 (24)	198.728
24	UZB - Uzbekistan	<u>51.707</u> (31)	44.199 (30)	50.165 (21)	51.999 (16)	198.070
25	BLR - Belarus	<u>54.932</u> (15)	44.599 (28)	46.731 (28)	50.865 (23)	197.127
26	SLO - Slovenia	<u>51.832</u> (29)	46.099 (24)	48.865 (24)	49.366 (30)	196.162
27	FIN - Finland	52.683 (26)	45.432 (26)	46.966 (27)	<u>49.431</u> (29)	194.512
28	ISR - Israel	<u>51.899</u> (28)	42.765 (33)	48.982 (23)	49.733 (26)	193.379
29	RSA - South Africa	<u>52.031</u> (27)	45.665 (25)	45.366 (32)	49.266 (31)	192.328
30	CZE - Czech Republic	51.832 (29)	44.132 (32)	<u>45.966</u> (29)	49.498 (28)	191.428
31	AUT - Austria	<u>52.732</u> (25)	44.598 (29)	44.665 (33)	48.599 (32)	190.594
32	POR - Portugal	<u>51.007</u> (33)	44.199 (30)	45.599 (30)	49.599 (27)	190.404
33	DEN - Denmark	<u>51.065</u> (32)	40.866 (34)	39.332 (34)	47.099 (33)	178.362
34	COL - Colombia	40.399 (34)	<u>47.665</u> (21)	45.499 (31)	37.566 (34)	171.129

Note:
Underlined

Legend:
Q Qualified for Team Final

 Vault





 Uneven Bars

 Beam

 Floor





TEAM RESULTS WOMEN'S QUALIFICATION

SUN 17 OCT 2010 - 20:00

Rank	Bib	NOC Name					Total	Ind. Ran				
1		RUS - Russia										
	689	AFANASYEVA Ksenia	14.300	11.866	14.533	14.766	55.465	(17)				
	690	MUSTAFINA Aliya	15.600	15.300	14.933	14.833	60.666	(1)				
	691	NABIEVA Tatiana	15.466	14.700	14.333	13.066	57.565	(8)				
	692	SEMENOVA Ksenia	14.066		14.458	12.566	41.090	(150)				
	693	KURBATOVA Ekaterina	14.733	14.300			29.033	(177)				
	751	DEMENTYEVA Anna		14.200	15.133	14.200	43.533	(135)				
		Total	60.099	(2)	58.500	(2)	59.057	(2)	56.865	(2)	234.521	Q
2		CHN - China										
	541	JIANG Yuyuan	14.733	15.200	14.333	13.833	58.099	(4)				
	542	HE Kexin	0.000	16.066		13.933	29.999	(175)				
	543	SUI Lu		13.633	14.400	14.633	42.666	(143)				
	544	HUANG Qiushuang	14.600	15.666	14.466	13.333	58.065	(5)				
	545	DENG Linlin	13.900		15.100		29.000	(178)				
	546	YANG Yilin	14.566	14.683	0.000	13.666	42.915	(141)				
		Total	57.799	(4)	61.615	(1)	58.299	(3)	56.065	(4)	233.778	Q
3		USA - United States										
	716	BROSS Rebecca	14.716	14.933	15.266	14.166	59.081	(2)				
	717	CAQUATTO Mackenzie	14.933	14.466	14.266	13.533	57.198	(9)				
	718	SLOAN Bridget		14.700		13.700	28.400	(179)				
	719	LARSON Mattie	14.966	14.200	13.933	13.233	56.332	(11)				
	720	RAISMAN Alexandra	15.033	14.133	14.766	14.383	58.315	(3)				
	721	SACRAMONE Alicia	15.466		14.866		30.332	(174)				
		Total	60.398	(1)	58.299	(3)	59.164	(1)	55.782	(5)	233.643	Q
4		ROU - Romania										
	677	IZBASA Sandra Raluca	14.833		14.333	14.766	43.932	(133)				
	678	PORGRAS Ana	13.833	14.733	15.266	14.066	57.898	(6)				
	679	CHELARU Diana Maria	14.600	14.000		14.466	43.066	(140)				
	680	HAIDU Raluca Oana	14.633	14.000	13.366	14.200	56.199	(12)				
	681	DRAGOI Gabriela		13.366	13.400		26.766	(185)				
	682	PATRASCU S.	13.733	13.300	14.000		41.033	(151)				
		Total	57.899	(3)	56.099	(5)	56.999	(5)	57.498	(1)	228.495	Q





TEAM RESULTS WOMEN'S QUALIFICATION

SUN 17 OCT 2010 - 20:00

Rank	Bib	NOC Name					Total	Ind. Ran
5		GBR - Great Britain						
	586	TWEDDLE Elizabeth		15.600		14.000	29.600	(176)
	587	DOWNIE Rebecca	13.700	14.300	14.033		42.033	(146)
	588	WHELAN Hannah	14.033	12.933	14.300	14.233	55.499	(16)
	590	PINCHES Jennifer	13.566	13.566	12.833	13.933	53.898	(32)
	591	HIBBERT Nicole	13.933	14.000	13.433	13.200	54.566	(28)
	745	CAIRNS Imogen	14.525		13.266	14.066	41.857	(148)
	Total		<u>56.191</u> (8)	57.466 (4)	55.032 (7)	56.232 (3)	224.921	Q
6		AUS - Australia						
	504	BONORA Georgia	13.833	13.766	14.266	13.400	55.265	(20)
	505	BRENNAN Ashleigh	13.766		14.300	13.833	41.899	(147)
	506	LITTLE Emily	14.466	13.791	13.566	13.200	55.023	(23)
	507	MILLER Larissa		14.300		13.633	27.933	(181)
	508	MITCHELL Lauren	14.733	13.700	14.966	14.466	57.865	(7)
	509	WHEELER Georgia	13.066	10.766	13.466		37.298	(162)
	Total		<u>56.798</u> (5)	55.557 (7)	57.098 (4)	55.332 (6)	224.785	Q
7		ITA - Italy						
	623	PREZIOSA Elisabetta	13.666	12.766	14.525	13.633	54.590	(27)
	624	PAROLARI Lia	13.133	12.200	13.600	13.500	52.433	(46)
	625	MATTONI J.			13.250	13.433	26.683	(187)
	626	LICCHETTA Serena	13.800	14.100		13.600	41.500	(149)
	627	FERRARI Vanessa	13.833	13.933	13.900	14.458	56.124	(13)
	628	RANDO Eleonora	13.233	13.266	13.366		39.865	(156)
	Total		<u>54.532</u> (20)	54.065 (8)	55.391 (6)	55.191 (7)	219.179	Q
8		JPN - Japan						
	629	TSURUMI Koko	13.900	12.733	14.166	13.933	54.732	(25)
	630	SHINTAKE Yuko	13.666	13.866	13.366	12.666	53.564	(37)
	631	TANAKA Rie	14.333	13.800	13.866	13.700	55.699	(14)
	632	YAMAGISHI Mai	13.933		13.333	13.700	40.966	(152)
	633	OZAWA Momoko	14.300	12.900	12.700	12.933	52.833	(42)
	634	OSHIMA Kyoko		12.866			12.866	(210)
	Total		<u>56.466</u> (7)	53.432 (10)	54.731 (8)	54.266 (10)	218.895	Q





TEAM RESULTS WOMEN'S QUALIFICATION

SUN 17 OCT 2010 - 20:00

Rank	Bib	NOC Name					Total	Ind. Ran
9		NED - Netherlands						
	649	VAN GERNER Celine	13.800	14.233	13.100	14.266	55.399	(19)
	650	WEVERS Sanne		12.933	14.200		27.133	(182)
	651	GOEDKOOP Joy Rianne	13.866	13.466	13.133	13.308	53.773	(33)
	652	HARMES Suzanna	13.666	12.733	13.233	13.433	53.065	(39)
	653	RIJKEN Marlies	13.533	12.633	13.900	13.100	53.166	(38)
	749	MOSHAGE Yvette	13.650			13.466	27.116	(183)
		Total	54.982 (14)	53.365 (11)	54.466 (10)	54.473 (8)	217.286	
10		BRA - Brazil						
	528	DOMINGUES COBELLO P.	13.800	11.800	13.500	13.300	52.400	(47)
	529	FERNANDES BARBOSA J.	14.900	13.300	12.933	13.633	54.766	(24)
	530	GONSER FRANCO E.		12.833			12.833	(211)
	531	KUROIWA YAMAMOTO LE.	14.000	13.500	12.300	12.300	52.100	(54)
	532	MATIAS HYPOLITO D.	13.933	13.166	13.933	14.100	55.132	(21)
	533	NUNES GOMES A.	13.933		12.866	13.300	40.099	(155)
		Total	56.766 (6)	52.799 (12)	53.232 (14)	54.333 (9)	217.130	
11		FRA - France						
	580	MALAUSSENA Aurelie	14.066	13.900	13.566	13.566	55.098	(22)
	582	BREVET Marine	13.866	12.933	13.700	13.566	54.065	(31)
	583	MAURIN Eva	13.666	10.933	12.533	13.233	50.365	(76)
	584	PETIT Marine	13.633	13.233	13.300	13.400	53.566	(36)
	585	MOREL Pauline	13.700	13.933	13.333	12.700	53.666	(34)
		Total	55.298 (11)	53.999 (9)	53.899 (12)	53.765 (11)	216.961	
12		UKR - Ukraine						
	710	DEMYANCHUK Yana		13.433	14.533		27.966	(180)
	711	FOMENKO Alina	13.133			13.600	26.733	(186)
	713	CHERNIY Yevheniya	13.341	11.766	13.900	12.933	51.940	(57)
	714	HOLENKOVA Valentyna	13.966	12.866	12.866	13.900	53.598	(35)
	715	KOVAL Anastasiia	13.500	11.900	13.233	13.208	51.841	(58)
	753	KAYDALOVA Alona	13.966	12.800	12.500	12.900	52.166	(53)
		Total	54.773 (18)	50.999 (15)	54.532 (9)	53.641 (12)	213.945	
13		CAN - Canada						
	535	DANCOSE-GIAMBATTISTO		13.666	12.500		26.166	(189)
	536	LEBLOND-CHARTRAND C.	13.800	11.866	12.033	13.100	50.799	(71)
	537	MACKIE Charlotte	13.566		13.466	12.666	39.698	(157)
	539	SAVONA Jessica	13.800	12.716		13.700	40.216	(154)
	540	VACULIK Kristina	13.666	12.900	14.066	13.433	54.065	(30)
	742	WILLIS Emma	13.566	11.533	13.566	11.900	50.565	(73)
		Total	54.832 (17)	51.148 (14)	53.598 (13)	52.899 (13)	212.477	



TEAM RESULTS WOMEN'S QUALIFICATION

SUN 17 OCT 2010 - 20:00

Rank	Bib	NOC Name					Total	Ind. Ran
14		GER - Germany						
	592	CHUSOVITINA Oksana	13.200		13.566		26.766	(184)
	593	SEITZ Elisabeth	14.633	14.966	12.733	13.133	55.465	(18)
	594	HILL Lisa Katharina	13.733	13.800	11.566	12.333	51.432	(62)
	595	MOEBIUS Joeline	13.641	12.841	10.033	13.333	49.848	(83)
	596	TOLLE Pia	13.400	13.325	11.600	12.566	50.891	(69)
	597	HINDERMANN Giulia		13.566		12.733	26.299	(188)
		Total	55.407 (10)	55.657 (6)	49.465 (22)	51.765 (19)	212.294	
15		BEL - Belgium						
	516	VANWALLEGHEM Aagje	13.866	13.833	13.566	13.066	54.331	(29)
	517	CROKET Julie	14.016	13.366	11.600	13.800	52.782	(43)
	518	SCIANGUETTA Floriane	13.666	12.000	13.200	12.633	51.499	(61)
	519	VERSONNEN Lin	13.500	11.100	12.300		36.900	(165)
	521	CANART Alice	13.166			12.400	25.566	(191)
	740	MYS Gaelle		11.366	12.966	12.633	36.965	(164)
		Total	55.048 (13)	50.565 (16)	52.032 (15)	52.132 (14)	209.777	
16		SUI - Switzerland						
	698	STAEMPFLI Linda	13.133	12.633	12.466	12.866	51.098	(67)
	699	SENN Jennifer	11.900	12.533		11.466	35.899	(167)
	700	RUTZ Jennifer	13.366		12.033	12.266	37.665	(161)
	702	KAESLIN Ariella	14.566	13.900	14.000	13.966	56.432	(10)
	703	STEINGRUBER Giulia	12.733	13.100	12.300	12.833	50.966	(68)
	752	DIACCI Jessica		12.500	12.100		24.600	(196)
		Total	53.798 (24)	52.166 (13)	50.866 (16)	51.931 (17)	208.761	
17		POL - Poland						
	659	PIHAN-KULESZA Marta	13.883	13.033	14.400	13.366	54.682	(26)
	660	LITEWKA Joanna	13.466	8.500			21.966	(203)
	661	JURKOWSKA Katarzyna	13.125		13.533	13.033	39.691	(158)
	662	JANIK Gabriela	14.125	12.066	12.933	12.833	51.957	(56)
	663	FRANDOFERT Monika		11.833	12.033	12.900	36.766	(166)
	664	PLICHTA Paula	13.766	7.166	13.100	12.033	46.065	(123)
		Total	55.240 (12)	45.432 (26)	53.966 (11)	52.132 (14)	206.770	





TEAM RESULTS WOMEN'S QUALIFICATION

SUN 17 OCT 2010 - 20:00

Rank	Bib	NOC Name					Total	Ind. Ran
18		ESP - Spain						
	568	IZURIETA Ana Maria	12.800				12.800	(212)
	569	ZALDIVAR Elena			10.500	12.433	22.933	(200)
	570	VILA BARNES Claudia	13.600	12.666	13.366	12.700	52.332	(50)
	571	CARMONA URBANO A.	13.700	12.333	13.033	13.266	52.332	(49)
	572	RODRIGUEZ RODRIGUEZ	13.266	13.166	11.200	12.633	50.265	(77)
	573	MIRONESCU IANCU COC.	13.833	12.000	13.066	12.533	51.432	(64)
		Total	54.399 (22)	50.165 (17)	50.665 (19)	51.132 (21)	206.361	
19		GRE - Greece						
	598	MILLOUSI Vasiliki	13.100	13.066	13.533	13.233	52.932	(41)
	599	BISMPIKOU Stefani	13.633	12.700	12.766	12.000	51.099	(65)
	600	ZAFEIRAKI Evgenia	13.600	12.133	11.900	12.833	50.466	(74)
	601	MITRAKOU Paschalina	13.400	10.641	12.300	13.233	49.574	(88)
	603	SYRIGOU ANTONIOU A.	13.858	11.666			25.524	(192)
	746	PITSIKALI Maria			12.200	11.300	23.500	(198)
		Total	54.491 (21)	49.565 (19)	50.799 (17)	51.299 (20)	206.154	
20		KOR - Korea						
	635	JO Hyunjoo	14.000	12.666	13.066	13.266	52.998	(40)
	636	PARK Eunkyung	13.433	12.133	12.466	12.166	50.198	(78)
	637	PARK Ji Yeon	13.533	12.666	12.800	12.533	51.532	(60)
	638	MOON Eun Mee	12.933		12.200	12.600	37.733	(160)
	639	SEO Yi Seul		10.566			10.566	(216)
	640	EUM Eunhui	13.733	10.466	12.366	13.433	49.998	(80)
		Total	54.699 (19)	48.031 (20)	50.698 (18)	51.832 (18)	205.260	
21		MEX - Mexico						
	643	CANTU MATA Marisela	12.266	12.066	12.658	12.666	49.656	(87)
	644	DE LEON GAMBOA D.		11.691			11.691	(214)
	645	GARCIA RODRIGUEZ BL.	14.066	12.033	12.866	13.333	52.298	(51)
	646	MORENO MEDINA A.	13.733		11.433	11.900	37.066	(163)
	647	ESTRADA MARTINEZ Y.	14.233	10.466	13.333	13.066	51.098	(66)
	648	UNDA SOSA M.	13.533	11.433	11.433	11.433	47.832	(104)
		Total	55.565 (9)	47.223 (22)	50.290 (20)	50.965 (22)	204.043	





TEAM RESULTS WOMEN'S QUALIFICATION

SUN 17 OCT 2010 - 20:00

Rank	Bib	NOC Name					Total	Ind. Ran
22		VEN - Venezuela						
	727	BRICENO FRONTADO F.	13.033	12.266	12.300	12.066	49.665	(86)
	728	LOPEZ Jessica	14.500	13.766	13.466	13.900	55.632	(15)
	729	MEDINA CHAVEZ Y.	13.466	10.466	9.266	11.100	44.298	(129)
	730	PENA MUNOZ M.	13.500	11.133	11.800	12.766	49.199	(90)
	731	ROJAS Ivet				3.100	3.100	(217)
	732	SOTILLO VILLANUEVA	13.466	12.800	9.566		35.832	(168)
		Total	54.932 (15)	49.965 (18)	47.132 (26)	49.832 (25)	201.861	
23		HUN - Hungary						
	605	GOMBAS Laura	13.366	11.766			25.132	(193)
	606	DIVEKY Luca	13.133	11.166	11.633	12.300	48.232	(97)
	607	LONAI Hajnalka	13.233	9.766	12.500	12.200	47.699	(106)
	608	CSILLAG Tunde	13.700	11.600	12.066	13.400	50.766	(72)
	609	TOTH Renata	13.766	11.933	11.266	12.833	49.798	(84)
	747	SZABADFI Szilvia			10.733	12.033	22.766	(201)
		Total	54.065 (23)	46.465 (23)	47.465 (25)	50.733 (24)	198.728	
24		UZB - Uzbekistan						
	722	GALIULINA Luisa	12.633	12.500	14.066	13.400	52.599	(45)
	723	GOREVA Yuliya	12.866	9.433	8.666	12.333	43.298	(138)
	724	SAPARBAEVA Asal	12.700	11.866	11.700	13.100	49.366	(89)
	725	KARIMDJANOVA Diana	12.900	10.300	12.366	11.633	47.199	(112)
	726	VOLODCHENKO Irina	13.241	9.533	12.033	13.166	47.973	(100)
		Total	51.707 (31)	44.199 (30)	50.165 (21)	51.999 (16)	198.070	
25		BLR - Belarus						
	522	SOTNIKAVA Alina	13.933	10.833	12.166	13.433	50.365	(75)
	523	KHAANH Liliya	12.800	12.100	11.166	11.766	47.832	(103)
	524	VYSOTSKAYA Nadzeya	13.433	8.966	10.066	11.800	44.265	(130)
	525	MARACHKOUSKAYA N.	14.100		11.933		26.033	(190)
	526	MAKHAUTSOVA Volha		11.733		12.966	24.699	(195)
	527	ZAITSAVA Yauheniya	13.466	9.933	11.466	12.666	47.531	(110)
		Total	54.932 (15)	44.599 (28)	46.731 (28)	50.865 (23)	197.127	
26		SLO - Slovenia						
	695	KYSSELEF Tjasa	13.233	11.166	12.000	12.633	49.032	(93)
	696	KAMNIKAR Ivana	12.266	11.400	12.233	12.100	47.999	(99)
	697	NOVAK Fiona	13.100	11.800	12.666	12.400	49.966	(81)
	734	BELAK Teja	13.233	11.733	11.966	12.233	49.165	(91)
	735	HORVAT Carmen		10.200	11.033		21.233	(205)
		Total	51.832 (29)	46.099 (24)	48.865 (24)	49.366 (30)	196.162	





TEAM RESULTS WOMEN'S QUALIFICATION

SUN 17 OCT 2010 - 20:00

Rank	Bib	NOC Name					Total	Ind. Ran
27		FIN - Finland						
	574	LAISI Ida	13.200	11.866	11.300	12.266	48.632	(94)
	575	URVIKKO Annika	13.400	11.900	11.800	12.833	49.933	(82)
	576	OJALA Rosanna	13.050	11.933	11.733	11.300	48.016	(98)
	577	PIETILAE Reeta		9.733	12.133		21.866	(204)
	578	CHIRINOS Kaisa	12.600	9.200	10.466	12.666	44.932	(126)
	579	TIITTA Paula	13.033			11.666	24.699	(194)
		Total	52.683 (26)	45.432 (26)	46.966 (27)	49.431 (29)	194.512	
28		ISR - Israel						
	619	COHEN Sapir Hana	12.300	7.333	11.300	11.900	42.833	(142)
	620	RABINOVITZ Roni	13.566	12.033	13.500	13.233	52.332	(48)
	621	KOREN Hadas	11.933	11.333	11.366	11.500	46.132	(122)
	622	MAKSIUTA Valeriia	14.100	12.066	12.816	13.100	52.082	(55)
		Total	51.899 (28)	42.765 (33)	48.982 (23)	49.733 (26)	193.379	
29		RSA - South Africa						
	683	KHWELA Jennifer	13.566	11.766	10.600	12.600	48.532	(95)
	684	SWAN Chantel	12.266	12.066	10.433	11.666	46.431	(120)
	685	PARSONS Chanel	12.366	10.800	11.433	11.766	46.365	(121)
	686	SZABO Nicole	12.833	11.033	11.500	12.400	47.766	(105)
	687	HELDINGER Ashleigh	13.266	8.266	11.833	12.500	45.865	(124)
		Total	52.031 (27)	45.665 (25)	45.366 (32)	49.266 (31)	192.328	
30		CZE - Czech Republic						
	553	SIKULOVA Jana	13.566	12.533	12.100	12.666	50.865	(70)
	554	PALESOVA Kristyna		12.433			12.433	(213)
	555	PECHANCOVA Nicole	13.166	8.800	12.866	13.000	47.832	(102)
	556	JANOVA Alice	12.500	9.533	10.100	11.766	43.899	(134)
	557	MOLACKOVA Marcela	0.000	9.633	10.900	0.000	20.533	(207)
	558	HADBOLCOVA Klara	12.600		9.800	12.066	34.466	(172)
		Total	51.832 (29)	44.132 (32)	45.966 (29)	49.498 (28)	191.428	
31		AUT - Austria						
	510	ECKER Lisa	13.600	7.633	9.366	12.066	42.665	(144)
	511	FA Katharina	12.700	11.266	12.066	11.666	47.698	(108)
	512	GROSCH Hanna		11.633			11.633	(215)
	513	MADER Jasmin	13.366	10.933	10.866	12.533	47.698	(107)
	514	PENKER Simone	13.066	10.766	11.100	12.100	47.032	(115)
	515	STOECKL Lisa Maria	12.300		10.633	11.900	34.833	(169)
		Total	52.732 (25)	44.598 (29)	44.665 (33)	48.599 (32)	190.594	

TEAM RESULTS WOMEN'S QUALIFICATION

SUN 17 OCT 2010 - 20:00

Rank	Bib	NOC Name					Total	Ind. Ran
32		POR - Portugal						
	665	MARQUES DE LIMA Z.	12.900		12.500	12.766	38.166	(159)
	666	KISLINSKAYA E.	11.733	12.933	9.533	12.733	46.932	(116)
	667	CHOON Alexandra	12.333	11.300	11.266	12.200	47.099	(113)
	668	OLIVEIRA Rita	12.733	9.766	10.900	11.900	45.299	(125)
	669	CALVETE RODRIGUES D.		10.200	10.933		21.133	(206)
	670	ABRANTES Diana	13.041	9.266		11.800	34.107	(173)
		Total	<u>51.007</u> (33)	44.199 (30)	45.599 (30)	49.599 (27)	190.404	
33		DEN - Denmark						
	559	LAURITSEN Michelle	12.466	10.533	9.166	10.000	42.165	(145)
	560	HULGAARD Mette	12.800	10.800	10.566	12.566	46.732	(117)
	561	ANDERSEN Laerke	13.066	9.633	9.100	11.733	43.532	(136)
	562	FURU Mia	12.733	9.133	10.500	11.800	44.166	(132)
	563	OFFERGAARD Miriam	12.400	9.900			22.300	(202)
	564	JENSEN Louise			8.008	11.000	19.008	(208)
		Total	<u>51.065</u> (32)	40.866 (34)	39.332 (34)	47.099 (33)	178.362	
34		COL - Colombia						
	547	SANCHEZ CARDENAS N.		12.633	10.800		23.433	(199)
	548	AVENDANO ROMERO M.	13.133	12.133	12.066	12.433	49.765	(85)
	549	GIL ORTIZ Jessica		0.000	0.000		0.000	(218)
	550	ESCOBAR GOMEZ C.	14.133	12.566	11.733	13.000	51.432	(63)
	551	RUIZ CARDONA L.	13.133	10.333	10.900	12.133	46.499	(119)
		Total	40.399 (34)	<u>47.665</u> (21)	45.499 (31)	37.566 (34)	171.129	

Note:
Underlined totals indicate starting apparatus.
Italics indicate the low (non-counting) score.

Legend:
Ind. Individual Q Qualified for Team Final

 Vault  Uneven Bars  Beam  Floor

ALL-AROUND RESULTS WOMEN'S QUALIFICATION

SAT 16 OCT 2010 - 9:00

Rank	Bib	Name	NOC Code					Total
1	690	MUSTAFINA Aliya	RUS	<u>15.600</u>	15.300	14.933	14.833	60.666 Q
2	716	BROSS Rebecca	USA	14.716	<u>14.933</u>	15.266	14.166	59.081 Q
3	720	RAISMAN Alexandra	USA	15.033	<u>14.133</u>	14.766	14.383	58.315 Q
4	541	JIANG Yuyuan	CHN	14.733	<u>15.200</u>	14.333	13.833	58.099 Q
5	544	HUANG Qiushuang	CHN	14.600	<u>15.666</u>	14.466	13.333	58.065 Q
6	678	PORGRAS Ana	ROU	13.833	<u>14.733</u>	15.266	14.066	57.898 Q
7	508	MITCHELL Lauren	AUS	<u>14.733</u>	13.700	14.966	14.466	57.865 Q
8	691	NABIEVA Tatiana	RUS	<u>15.466</u>	14.700	14.333	13.066	57.565 Q
9	717	CAQUATTO Mackenzie	USA	14.933	<u>14.466</u>	14.266	13.533	57.198
10	702	KAESLIN Ariella	SUI	<u>14.566</u>	13.900	14.000	13.966	56.432 Q
11	719	LARSON Mattie	USA	14.966	<u>14.200</u>	13.933	13.233	56.332
12	680	HAIDU Raluca Oana	ROU	14.633	<u>14.000</u>	13.366	14.200	56.199 Q
13	627	FERRARI Vanessa	ITA	<u>13.833</u>	13.933	13.900	14.458	56.124 Q
14	631	TANAKA Rie	JPN	<u>14.333</u>	13.800	13.866	13.700	55.699 Q
15	728	LOPEZ Jessica	VEN	14.500	13.766	13.466	<u>13.900</u>	55.632 Q
16	588	WHELAN Hannah	GBR	14.033	12.933	14.300	<u>14.233</u>	55.499 Q
17	689	AFANASYEVA Ksenia	RUS	<u>14.300</u>	11.866	14.533	14.766	55.465
18	593	SEITZ Elisabeth	GER	14.633	<u>14.966</u>	12.733	13.133	55.465 Q
19	649	VAN GERNER Celine	NED	13.800	<u>14.233</u>	13.100	14.266	55.399 Q
20	504	BONORA Georgia	AUS	<u>13.833</u>	13.766	14.266	13.400	55.265 Q
21	532	MATIAS HYPOLITO D.	BRA	13.933	13.166	<u>13.933</u>	14.100	55.132 Q
22	580	MALAUSSENA Aurelie	FRA	14.066	13.900	<u>13.566</u>	13.566	55.098 Q
23	506	LITTLE Emily	AUS	<u>14.466</u>	13.791	13.566	13.200	55.023
24	529	FERNANDES BARBOSA J.	BRA	14.900	13.300	<u>12.933</u>	13.633	54.766 Q
25	629	TSURUMI Koko	JPN	<u>13.900</u>	12.733	14.166	13.933	54.732 Q
26	659	PIHAN-KULESZA Marta	POL	<u>13.883</u>	13.033	14.400	13.366	54.682 Q
27	623	PREZIOSA Elisabetta	ITA	<u>13.666</u>	12.766	14.525	13.633	54.590 Q
28	591	HIBBERT Nicole	GBR	13.933	14.000	13.433	<u>13.200</u>	54.566 Q
29	516	VANWALLEGHEM Aagje	BEL	13.866	13.833	<u>13.566</u>	13.066	54.331 R
30	540	VACULIK Kristina	CAN	<u>13.666</u>	12.900	14.066	13.433	54.065 R
31	582	BREVET Marine	FRA	13.866	12.933	<u>13.700</u>	13.566	54.065 R
32	590	PINCHES Jennifer	GBR	13.566	13.566	12.833	<u>13.933</u>	53.898
33	651	GOEDKOOP Joy Rianne	NED	13.866	<u>13.466</u>	13.133	13.308	53.773 R
34	585	MOREL Pauline	FRA	13.700	13.933	<u>13.333</u>	12.700	53.666
35	714	HOLENKOVA Valentyna	UKR	13.966	12.866	12.866	<u>13.900</u>	53.598
36	584	PETIT Marine	FRA	13.633	13.233	<u>13.300</u>	13.400	53.566
37	630	SHINTAKE Yuko	JPN	<u>13.666</u>	13.866	13.366	12.666	53.564
38	653	RIJKEN Marlies	NED	13.533	<u>12.633</u>	13.900	13.100	53.166
39	652	HARMES Suzanna	NED	13.666	<u>12.733</u>	13.233	13.433	53.065
40	635	JO Hyunjoo	KOR	14.000	<u>12.666</u>	13.066	13.266	52.998
41	598	MILLOUSI Vasiliki	GRE	13.100	13.066	13.533	<u>13.233</u>	52.932
42	633	OZAWA Momoko	JPN	<u>14.300</u>	12.900	12.700	12.933	52.833
43	517	CROKET Julie	BEL	14.016	13.366	<u>11.600</u>	13.800	52.782
44	641	SVILPAITE Laura	LTU	13.366	13.766	<u>12.433</u>	13.100	52.665
45	722	GALIULINA Luisa	UZB	<u>12.633</u>	12.500	14.066	13.400	52.599
46	624	PAROLARI Lia	ITA	<u>13.133</u>	12.200	13.600	13.500	52.433
47	528	DOMINGUES COBELLO P.	BRA	13.800	11.800	<u>13.500</u>	13.300	52.400
48	620	RABINOVITZ Roni	ISR	13.566	12.033	13.500	<u>13.233</u>	52.332

ALL-AROUND RESULTS WOMEN'S QUALIFICATION

SAT 16 OCT 2010 - 9:00

Rank	Bib	Name	NOC Code					Total
49	571	CARMONA URBANO A.	ESP	<u>13.700</u>	12.333	13.033	13.266	52.332
50	570	VILA BARNES Claudia	ESP	<u>13.600</u>	12.666	13.366	12.700	52.332
51	645	GARCIA RODRIGUEZ BL.	MEX	<u>14.066</u>	12.033	12.866	13.333	52.298
52	705	JONSSON Ida	SWE	13.766	<u>11.800</u>	13.766	12.933	52.265
53	753	KAYDALOVA Alona	UKR	13.966	12.800	12.500	12.900	52.166
54	531	KUROIWA YAMAMOTO LE.	BRA	14.000	13.500	<u>12.300</u>	12.300	52.100
55	622	MAKSIUTA Valeriia	ISR	14.100	12.066	12.816	<u>13.100</u>	52.082
56	662	JANIK Gabriela	POL	<u>14.125</u>	12.066	12.933	12.833	51.957
57	713	CHERNIY Yevheniya	UKR	13.341	11.766	13.900	<u>12.933</u>	51.940
58	715	KOVAL Anastasiia	UKR	13.500	11.900	13.233	<u>13.208</u>	51.841
59	736	UCTAS Goksu	TUR	14.200	11.766	<u>12.433</u>	13.166	51.565
60	637	PARK Ji Yeon	KOR	13.533	<u>12.666</u>	12.800	12.533	51.532
61	518	SCIANGUETTA Floriane	BEL	13.666	12.000	<u>13.200</u>	12.633	51.499
62	594	HILL Lisa Katharina	GER	13.733	<u>13.800</u>	11.566	12.333	51.432
63	550	ESCOBAR GOMEZ C.	COL	14.133	<u>12.566</u>	11.733	13.000	51.432
64	573	MIRONESCU IANCU COC.	ESP	<u>13.833</u>	12.000	13.066	12.533	51.432
65	599	BISMPIKOU Stefani	GRE	13.633	12.700	12.766	<u>12.000</u>	51.099
66	647	ESTRADA MARTINEZ Y.	MEX	<u>14.233</u>	10.466	13.333	13.066	51.098
67	698	STAEMPFLI Linda	SUI	13.133	<u>12.633</u>	12.466	12.866	51.098
68	703	STEINGRUBER Giulia	SUI	<u>12.733</u>	13.100	12.300	12.833	50.966
69	596	TOLLE Pia	GER	13.400	<u>13.325</u>	11.600	12.566	50.891
70	553	SIKULOVA Jana	CZE	13.566	12.533	<u>12.100</u>	12.666	50.865
71	536	LEBLOND-CHARTRAND C.	CAN	<u>13.800</u>	11.866	12.033	13.100	50.799
72	608	CSILLAG Tunde	HUN	<u>13.700</u>	11.600	12.066	13.400	50.766
73	742	WILLIS Emma	CAN	13.566	11.533	13.566	11.900	50.565
74	600	ZAFEIRAKI Evgenia	GRE	13.600	12.133	11.900	<u>12.833</u>	50.466
75	522	SOTNIKAVA Alina	BLR	13.933	10.833	12.166	<u>13.433</u>	50.365
76	583	MAURIN Eva	FRA	13.666	10.933	<u>12.533</u>	13.233	50.365
77	572	RODRIGUEZ RODRIGUEZ	ESP	<u>13.266</u>	13.166	11.200	12.633	50.265
78	636	PARK Eunkyung	KOR	13.433	<u>12.133</u>	12.466	12.166	50.198
79	704	HOMOLOVA Maria	SVK	12.916	11.800	12.666	<u>12.733</u>	50.115
80	640	EUM Eunhui	KOR	13.733	<u>10.466</u>	12.366	13.433	49.998
81	697	NOVAK Fiona	SLO	13.100	11.800	<u>12.666</u>	12.400	49.966
82	575	URVIKKO Annika	FIN	13.400	11.900	11.800	<u>12.833</u>	49.933
83	595	MOEBIUS Joeline	GER	13.641	<u>12.841</u>	10.033	13.333	49.848
84	609	TOTH Renata	HUN	<u>13.766</u>	11.933	11.266	12.833	49.798
85	548	AVENDANO ROMERO M.	COL	13.133	<u>12.133</u>	12.066	12.433	49.765
86	727	BRICENO FRONTADO F.	VEN	13.033	12.266	12.300	<u>12.066</u>	49.665
87	643	CANTU MATA Marisela	MEX	<u>12.266</u>	12.066	12.658	12.666	49.656
88	601	MITRAKOU Paschalina	GRE	13.400	10.641	12.300	<u>13.233</u>	49.574
89	724	SAPARBAEVA Asal	UZB	<u>12.700</u>	11.866	11.700	13.100	49.366
90	730	PENA MUNOZ M.	VEN	13.500	11.133	11.800	<u>12.766</u>	49.199
91	734	BELAK Teja	SLO	13.233	11.733	<u>11.966</u>	12.233	49.165
92	503	ESTARLI Lucila	ARG	13.266	10.500	<u>12.366</u>	12.900	49.032
93	695	KYSSELEF Tjasa	SLO	13.233	11.166	<u>12.000</u>	12.633	49.032
94	574	LAISI Ida	FIN	13.200	11.866	11.300	<u>12.266</u>	48.632
95	683	KHWELA Jennifer	RSA	13.566	11.766	<u>10.600</u>	12.600	48.532
96	658	RAE Jordan	NZL	13.283	<u>10.733</u>	12.300	12.166	48.482

ALL-AROUND RESULTS WOMEN'S QUALIFICATION

SAT 16 OCT 2010 - 9:00

Rank	Bib	Name	NOC Code					Total
97	606	DIVEKY Luca	HUN	<u>13.133</u>	11.166	11.633	12.300	48.232
98	576	OJALA Rosanna	FIN	13.050	11.933	11.733	<u>11.300</u>	48.016
99	696	KAMNIKAR Ivana	SLO	12.266	11.400	<u>12.233</u>	12.100	47.999
100	726	VOLODCHENKO Irina	UZB	<u>13.241</u>	9.533	12.033	13.166	47.973
101	500	TARABINI Ayelen	ARG	12.733	9.600	<u>13.466</u>	12.166	47.965
102	555	PECHANCOVA Nicole	CZE	13.166	8.800	<u>12.866</u>	13.000	47.832
103	523	KHAANH Liliya	BLR	12.800	12.100	11.166	<u>11.766</u>	47.832
104	648	UNDA SOSA M.	MEX	<u>13.533</u>	11.433	11.433	11.433	47.832
105	686	SZABO Nicole	RSA	12.833	11.033	<u>11.500</u>	12.400	47.766
106	607	LONAI Hajnalka	HUN	<u>13.233</u>	9.766	12.500	12.200	47.699
107	513	MADER Jasmin	AUT	13.366	10.933	10.866	<u>12.533</u>	47.698
108	511	FA Katharina	AUT	12.700	11.266	12.066	<u>11.666</u>	47.698
109	618	HERMANNSDOTTIR T.	ISL	<u>13.300</u>	10.333	12.200	11.733	47.566
110	527	ZAITSAVA Yauheniya	BLR	13.466	9.933	11.466	<u>12.666</u>	47.531
111	656	MITCHELL Briana	NZL	12.233	<u>10.500</u>	12.633	12.033	47.399
112	725	KARIMDJANOVA Diana	UZB	<u>12.900</u>	10.300	12.366	11.633	47.199
113	667	CHOON Alexandra	POR	12.333	<u>11.300</u>	11.266	12.200	47.099
114	534	MILEVA Ralitsa	BUL	13.225	10.133	11.366	<u>12.333</u>	47.057
115	514	PENKER Simone	AUT	13.066	10.766	11.100	<u>12.100</u>	47.032
116	666	KISLINSKAYA E.	POR	11.733	<u>12.933</u>	9.533	12.733	46.932
117	560	HULGAARD Mette	DEN	12.800	<u>10.800</u>	10.566	12.566	46.732
118	738	ASLAN Sema Fidel	TUR	13.033	10.433	<u>11.666</u>	11.433	46.565
119	551	RUIZ CARDONA L.	COL	13.133	<u>10.333</u>	10.900	12.133	46.499
120	684	SWAN Chantel	RSA	12.266	12.066	<u>10.433</u>	11.666	46.431
121	685	PARSONS Chanel	RSA	12.366	10.800	<u>11.433</u>	11.766	46.365
122	621	KOREN Hadas	ISR	11.933	11.333	11.366	<u>11.500</u>	46.132
123	664	PLICHTA Paula	POL	<u>13.766</u>	7.166	13.100	12.033	46.065
124	687	HELDSINGER Ashleigh	RSA	13.266	8.266	<u>11.833</u>	12.500	45.865
125	668	OLIVEIRA Rita	POR	12.733	<u>9.766</u>	10.900	11.900	45.299
126	578	CHIRINOS Kaisa	FIN	12.600	9.200	10.466	<u>12.666</u>	44.932
127	657	MOON Holly	NZL	12.466	<u>9.533</u>	11.100	11.733	44.832
128	737	OZKAN Ozlem	TUR	12.566	8.733	<u>11.200</u>	12.233	44.732
129	729	MEDINA CHAVEZ Y.	VEN	13.466	10.466	9.266	<u>11.100</u>	44.298
130	524	VYSOTSKAYA Nadzeya	BLR	13.433	8.966	10.066	<u>11.800</u>	44.265
131	617	BELANYI Dominiqua	ISL	<u>12.866</u>	10.166	9.166	12.000	44.198
132	562	FURU Mia	DEN	12.733	<u>9.133</u>	10.500	11.800	44.166
133	677	IZBASA Sandra Raluca	ROU	14.833		14.333	14.766	43.932
134	556	JANOVA Alice	CZE	12.500	9.533	<u>10.100</u>	11.766	43.899
135	751	DEMENTYEVA Anna	RUS		14.200	15.133	14.200	43.533
136	561	ANDERSEN Laerke	DEN	13.066	<u>9.633</u>	9.100	11.733	43.532
137	501	CARRARO A.	ARG	12.100	9.700	<u>10.866</u>	10.866	43.532
138	723	GOREVA Yuliya	UZB	<u>12.866</u>	9.433	8.666	12.333	43.298
139	708	CHEN Yu Chun	TPE	12.133	7.733	<u>11.866</u>	11.400	43.132
140	679	CHELARU Diana Maria	ROU	14.600	<u>14.000</u>		14.466	43.066
141	546	YANG Yilin	CHN	14.566	<u>14.683</u>	0.000	13.666	42.915
142	619	COHEN Sapir Hana	ISR	12.300	7.333	11.300	<u>11.900</u>	42.833
143	543	SUI Lu	CHN		<u>13.633</u>	14.400	14.633	42.666
144	510	ECKER Lisa	AUT	13.600	7.633	9.366	<u>12.066</u>	42.665





ALL-AROUND RESULTS WOMEN'S QUALIFICATION

SAT 16 OCT 2010 - 9:00

Rank	Bib	Name	NOC Code					Total
145	559	LAURITSEN Michelle	DEN	12.466	<u>10.533</u>	9.166	10.000	42.165
146	587	DOWNIE Rebecca	GBR	13.700	14.300	14.033		42.033
147	505	BRENNAN Ashleigh	AUS	<u>13.766</u>		14.300	13.833	41.899
148	745	CAIRNS Imogen	GBR	14.525		13.266	14.066	41.857
149	626	LICCHETTA Serena	ITA	<u>13.800</u>	14.100		13.600	41.500
150	692	SEMENOVA Ksenia	RUS	<u>14.066</u>		14.458	12.566	41.090
151	682	PATRASCU S.	ROU	13.733	<u>13.300</u>	14.000		41.033
152	632	YAMAGISHI Mai	JPN	<u>13.933</u>		13.333	13.700	40.966
153	709	LO Yu Ju	TPE	12.333	7.033	<u>11.166</u>	10.266	40.798
154	539	SAVONA Jessica	CAN	<u>13.800</u>	12.716		13.700	40.216
155	533	NUNES GOMES A.	BRA	13.933		<u>12.866</u>	13.300	40.099
156	628	RANDO Eleonora	ITA	<u>13.233</u>	13.266	13.366		39.865
157	537	MACKIE Charlotte	CAN	<u>13.566</u>		13.466	12.666	39.698
158	661	JURKOWSKA Katarzyna	POL	<u>13.125</u>		13.533	13.033	39.691
159	665	MARQUES DE LIMA Z.	POR	12.900		12.500	12.766	38.166
160	638	MOON Eun Mee	KOR	12.933		12.200	12.600	37.733
161	700	RUTZ Jennifer	SUI	<u>13.366</u>		12.033	12.266	37.665
162	509	WHEELER Georgia	AUS	<u>13.066</u>	10.766	13.466		37.298
163	646	MORENO MEDINA A.	MEX	<u>13.733</u>		11.433	11.900	37.066
164	740	MYS Gaelle	BEL		11.366	12.966	12.633	36.965
165	519	VERSIONNEN Lin	BEL	13.500	11.100	<u>12.300</u>		36.900
166	663	FRANDOFERT Monika	POL		11.833	12.033	12.900	36.766
167	699	SENN Jennifer	SUI	<u>11.900</u>	12.533		11.466	35.899
168	732	SOTILLO VILLANUEVA	VEN	13.466	12.800	9.566		35.832
169	515	STOECKL Lisa Maria	AUT	12.300		10.633	<u>11.900</u>	34.833
170	733	NG Pui Sze	HKG	10.433	4.266	9.933	<u>10.166</u>	34.798
171	604	WONG Hiu Ying Angel	HKG	13.466	9.125	12.133		34.724
172	558	HADRBOLCOVA Klara	CZE	12.600		<u>9.800</u>	12.066	34.466
173	670	ABRANTES Diana	POR	13.041	<u>9.266</u>		11.800	34.107
174	721	SACRAMONE Alicia	USA	15.466		14.866		30.332
175	542	HE Kexin	CHN	0.000	<u>16.066</u>		13.933	29.999
176	586	TWEDDLE Elizabeth	GBR		15.600		<u>14.000</u>	29.600
177	693	KURBATOVA Ekaterina	RUS	<u>14.733</u>	14.300			29.033
178	545	DENG Linlin	CHN	13.900		15.100		29.000
179	718	SLOAN Bridget	USA		<u>14.700</u>		13.700	28.400
180	710	DEMYANCHUK Yana	UKR		13.433	14.533		27.966
181	507	MILLER Larrissa	AUS		14.300		13.633	27.933
182	650	WEVERS Sanne	NED		<u>12.933</u>	14.200		27.133
183	749	MOSHAGE Yvette	NED	13.650			13.466	27.116
184	592	CHUSOVITINA Oksana	GER	13.200		13.566		26.766
185	681	DRAGOI Gabriela	ROU		<u>13.366</u>	13.400		26.766
186	711	FOMENKO Alina	UKR	13.133			<u>13.600</u>	26.733
187	625	MATTONI J.	ITA			13.250	13.433	26.683
188	597	HINDERMANN Giulia	GER		<u>13.566</u>		12.733	26.299
189	535	DANCOSE-GIAMBATTISTO	CAN		13.666	12.500		26.166
190	525	MARACHKOUSKAYA N.	BLR	14.100		11.933		26.033
191	521	CANART Alice	BEL	13.166			12.400	25.566
192	603	SYRIGOU ANTONIOU A.	GRE	13.858	11.666			25.524

ALL-AROUND RESULTS WOMEN'S QUALIFICATION

SAT 16 OCT 2010 - 9:00

Rank	Bib	Name	NOC Code					Total
193	605	GOMBAS Laura	HUN	<u>13.366</u>	11.766			25.132
194	579	TIITTA Paula	FIN	13.033			<u>11.666</u>	24.699
195	526	MAKHAUTSOVA Volha	BLR		11.733		<u>12.966</u>	24.699
196	752	DIACCI Jessica	SUI		12.500	12.100		24.600
197	642	NEVEDOMSKAITE Greta	LTU	12.633			10.900	23.533
198	746	PITSIKALI Maria	GRE			12.200	11.300	23.500
199	547	SANCHEZ CARDENAS N.	COL		<u>12.633</u>	10.800		23.433
200	569	ZALDIVAR Elena	ESP			10.500	12.433	22.933
201	747	SZABADFI Szilvia	HUN			10.733	12.033	22.766
202	563	OFFERSGAARD Miriam	DEN	12.400	<u>9.900</u>			22.300
203	660	LITEWKA Joanna	POL	<u>13.466</u>	8.500			21.966
204	577	PIETILAE Reeta	FIN		9.733	12.133		21.866
205	735	HORVAT Carmen	SLO		10.200	<u>11.033</u>		21.233
206	669	CALVETE RODRIGUES D.	POR		<u>10.200</u>	10.933		21.133
207	557	MOLACKOVA Marcela	CZE	0.000	9.633	<u>10.900</u>	0.000	20.533
208	564	JENSEN Louise	DEN			8.008	11.000	19.008
209	706	WAGNER Veronica	SWE			13.233		13.233
210	634	OSHIMA Kyoko	JPN		12.866			12.866
211	530	GONSER FRANCO E.	BRA		12.833			12.833
212	568	IZURIETA Ana Maria	ESP	<u>12.800</u>				12.800
213	554	PALESOVA Kristyna	CZE		12.433			12.433
214	644	DE LEON GAMBOA D.	MEX		11.691			11.691
215	512	GROSCH Hanna	AUT		11.633			11.633
216	639	SEO Yi Seul	KOR		<u>10.566</u>			10.566
217	731	ROJAS Ivet	VEN				<u>3.100</u>	3.100
218	549	GIL ORTIZ Jessica	COL		<u>0.000</u>	0.000		0.000

Note:

Underlined totals indicates starting apparatus

Legend:

Q Qualified for All-Around Final

R Reserve for All-Around Final



Vault



Uneven Bars



Beam



Floor

RESULTS WOMEN'S QUALIFICATION

SAT 16 OCT 2010 - 9:00

T

Rank	Bib	Name	NOC Code	D Score	E Score	Pen	Total
1	690	MUSTAFINA Aliya	RUS	6.500	9.100		15.600
2	721	SACRAMONE Alicia	USA	6.300	9.166		15.466
3	691	NABIEVA Tatiana	RUS	6.500	8.966		15.466
4	720	RAISMAN Alexandra	USA	5.800	9.233		15.033
5	719	LARSON Mattie	USA	5.800	9.166		14.966
6	717	CAQUATTO Mackenzie	USA	5.800	9.133		14.933
7	529	FERNANDES BARBOSA J.	BRA	5.800	9.100		14.900
8	677	IZBASA Sandra Raluca	ROU	5.800	9.033		14.833
9	693	KURBATOVA Ekaterina	RUS	5.800	8.933		14.733
10	508	MITCHELL Lauren	AUS	5.800	8.933		14.733
11	541	JIANG Yuyuan	CHN	5.800	8.933		14.733
12	716	BROSS Rebecca	USA	5.800	9.016	0.1	14.716
13	680	HAIDU Raluca Oana	ROU	5.800	8.833		14.633
14	593	SEITZ Elisabeth	GER	5.800	8.833		14.633
15	679	CHELARU Diana Maria	ROU	5.800	8.800		14.600
16	544	HUANG Qiushuang	CHN	5.800	8.800		14.600
17	546	YANG Yilin	CHN	5.800	8.766		14.566
18	702	KAESLIN Ariella	SUI	5.900	8.666		14.566
19	745	CAIRNS Imogen	GBR	5.300	9.225		14.525
20	728	LOPEZ Jessica	VEN	5.800	8.700		14.500
21	506	LITTLE Emily	AUS	5.800	8.666		14.466
22	631	TANAKA Rie	JPN	5.300	9.033		14.333
23	633	OZAWA Momoko	JPN	5.800	8.500		14.300
24	689	AFANASYEVA Ksenia	RUS	5.800	8.500		14.300
25	647	ESTRADA MARTINEZ Y.	MEX	5.300	8.933		14.233
26	736	UCTAS Goksu	TUR	5.300	8.900		14.200
27	550	ESCOBAR GOMEZ C.	COL	5.300	8.833		14.133
28	662	JANIK Gabriela	POL	5.300	8.825		14.125
29	622	MAKSIUTA Valeriia	ISR	5.300	8.800		14.100
30	525	MARACHKOUSKAYA N.	BLR	5.000	9.100		14.100
31	645	GARCIA RODRIGUEZ BL.	MEX	5.300	8.766		14.066
32	692	SEMENOVA Ksenia	RUS	5.300	8.766		14.066
33	580	MALAUSSENA Aurelie	FRA	5.400	8.666		14.066
34	588	WHELAN Hannah	GBR	5.300	8.733		14.033
35	517	CROKET Julie	BEL	5.300	8.716		14.016
36	635	JO Hyunjoo	KOR	5.600	8.500	0.1	14.000
37	531	KUROIWA YAMAMOTO LE.	BRA	5.000	9.000		14.000
38	714	HOLENKOVA Valentyna	UKR	5.000	8.966		13.966
39	753	KAYDALOVA Alona	UKR	5.000	8.966		13.966
40	522	SOTNIKAVA Alina	BLR	5.000	8.933		13.933
41	591	HIBBERT Nicole	GBR	5.300	8.733	0.1	13.933
42	533	NUNES GOMES A.	BRA	5.000	8.933		13.933
43	532	MATIAS HYPOLITO D.	BRA	5.300	8.633		13.933

RESULTS WOMEN'S QUALIFICATION

SAT 16 OCT 2010 - 9:00

T

Rank	Bib	Name	NOC Code	D Score	E Score	Pen	Total
44	632	YAMAGISHI Mai	JPN	5.300	8.633		13.933
45	629	TSURUMI Koko	JPN	5.000	8.900		13.900
46	545	DENG Linlin	CHN	5.300	8.600		13.900
47	659	PIHAN-KULESZA Marta	POL	5.000	8.883		13.883
48	582	BREVET Marine	FRA	5.000	8.866		13.866
49	516	VANWALLEGHEM Aagje	BEL	5.000	8.866		13.866
50	651	GOEDKOOP Joy Rianne	NED	5.200	8.666		13.866
51	603	SYRIGOU ANTONIOU A.	GRE	5.000	8.858		13.858
52	678	PORGRAS Ana	ROU	5.000	8.833		13.833
53	504	BONORA Georgia	AUS	5.000	8.833		13.833
54	573	MIRONESCU IANCU COC.	ESP	5.000	8.833		13.833
55	627	FERRARI Vanessa	ITA	5.800	8.133	0.1	13.833
56	626	LICCHETTA Serena	ITA	5.000	8.800		13.800
57	528	DOMINGUES COBELLO P.	BRA	5.000	8.800		13.800
58	536	LEBLOND-CHARTRAND C.	CAN	5.000	8.800		13.800
58	649	VAN GERNER Celine	NED	5.000	8.800		13.800
60	539	SAVONA Jessica	CAN	5.300	8.600	0.1	13.800
61	705	JONSSON Ida	SWE	5.000	8.766		13.766
62	609	TOTH Renata	HUN	5.000	8.766		13.766
63	664	PLICHTA Paula	POL	5.000	8.766		13.766
64	505	BRENNAN Ashleigh	AUS	5.200	8.566		13.766
65	646	MORENO MEDINA A.	MEX	5.000	8.733		13.733
66	594	HILL Lisa Katharina	GER	5.000	8.733		13.733
67	640	EUM Eunhui	KOR	5.000	8.733		13.733
67	682	PATRASCU S.	ROU	5.000	8.733		13.733
69	587	DOWNIE Rebecca	GBR	5.000	8.700		13.700
70	585	MOREL Pauline	FRA	5.000	8.700		13.700
71	571	CARMONA URBANO A.	ESP	5.000	8.700		13.700
72	608	CSILLAG Tunde	HUN	5.200	8.500		13.700
73	623	PREZIOSA Elisabetta	ITA	5.000	8.666		13.666
74	630	SHINTAKE Yuko	JPN	5.000	8.666		13.666
75	540	VACULIK Kristina	CAN	5.000	8.666		13.666
76	518	SCIANGUETTA Floriane	BEL	5.000	8.666		13.666
77	583	MAURIN Eva	FRA	5.000	8.666		13.666
78	652	HARMES Suzanna	NED	5.000	8.666		13.666
79	749	MOSHAGE Yvette	NED	5.000	8.650		13.650
80	595	MOEBIUS Joeline	GER	5.000	8.641		13.641
81	599	BISMPIKOU Stefani	GRE	5.000	8.633		13.633
82	584	PETIT Marine	FRA	5.000	8.633		13.633
83	510	ECKER Lisa	AUT	5.000	8.600		13.600
84	570	VILA BARNES Claudia	ESP	5.000	8.600		13.600
85	600	ZAFEIRAKI Evgenia	GRE	5.000	8.600		13.600
86	553	SIKULOVA Jana	CZE	5.000	8.666	0.1	13.566

RESULTS WOMEN'S QUALIFICATION

SAT 16 OCT 2010 - 9:00

T

Rank	Bib	Name	NOC Code	D Score	E Score	Pen	Total
87	590	PINCHES Jennifer	GBR	5.200	8.366		13.566
88	683	KHWELA Jennifer	RSA	5.000	8.566		13.566
89	537	MACKIE Charlotte	CAN	5.000	8.566		13.566
90	620	RABINOVITZ Roni	ISR	5.000	8.566		13.566
91	742	WILLIS Emma	CAN	5.000	8.566		13.566
92	637	PARK Ji Yeon	KOR	5.000	8.533		13.533
93	653	RIJKEN Marlies	NED	5.000	8.533		13.533
94	648	UNDA SOSA M.	MEX	5.000	8.533		13.533
95	519	VERSONNEN Lin	BEL	4.700	8.800		13.500
96	730	PENA MUNOZ M.	VEN	5.000	8.600	0.1	13.500
97	715	KOVAL Anastasiia	UKR	5.000	8.500		13.500
98	604	WONG Hiu Ying Angel	HKG	5.200	8.266		13.466
99	732	SOTILLO VILLANUEVA	VEN	4.600	8.866		13.466
100	729	MEDINA CHAVEZ Y.	VEN	4.600	8.866		13.466
101	527	ZAITSAVA Yauheniya	BLR	4.800	8.666		13.466
102	660	LITEWKA Joanna	POL	5.300	8.166		13.466
103	524	VYSOTSKAYA Nadzeya	BLR	5.000	8.533	0.1	13.433
104	636	PARK Eunkyung	KOR	5.000	8.433		13.433
105	601	MITRAKOU Paschalina	GRE	4.600	8.800		13.400
106	575	URVIKKO Annika	FIN	5.000	8.400		13.400
107	596	TOLLE Pia	GER	5.200	8.300	0.1	13.400
108	641	SVILPAITE Laura	LTU	4.600	8.766		13.366
109	605	GOMBAS Laura	HUN	4.600	8.766		13.366
110	700	RUTZ Jennifer	SUI	4.700	8.666		13.366
111	513	MADER Jasmin	AUT	5.000	8.366		13.366
112	713	CHERNIY Yevheniya	UKR	5.000	8.441	0.1	13.341
113	618	HERMANNSDOTTIR T.	ISL	4.600	8.700		13.300
114	658	RAE Jordan	NZL	4.600	8.683		13.283
115	572	RODRIGUEZ RODRIGUEZ	ESP	4.400	8.866		13.266
116	687	HELDSINGER Ashleigh	RSA	5.000	8.266		13.266
117	503	ESTARLI Lucila	ARG	5.200	8.066		13.266
118	726	VOLODCHENKO Irina	UZB	4.600	8.641		13.241
119	734	BELAK Teja	SLO	5.000	8.233		13.233
120	628	RANDO Eleonora	ITA	4.400	8.833		13.233
121	607	LONAI Hajnalka	HUN	4.800	8.433		13.233
122	695	KYSSELEF Tjasa	SLO	5.000	8.233		13.233
123	534	MILEVA Ralitsa	BUL	4.800	8.425		13.225
124	574	LAISI Ida	FIN	5.000	8.200		13.200
125	592	CHUSOVITINA Oksana	GER	5.500	7.700		13.200
126	555	PECHANCOVA Nicole	CZE	4.400	8.766		13.166
127	521	CANART Alice	BEL	4.400	8.766		13.166
128	624	PAROLARI Lia	ITA	4.400	8.733		13.133
129	548	AVENDANO ROMERO M.	COL	4.400	8.733		13.133

RESULTS WOMEN'S QUALIFICATION

SAT 16 OCT 2010 - 9:00

T

Rank	Bib	Name	NOC Code	D Score	E Score	Pen	Total
129	698	STAEMPFLI Linda	SUI	4.400	8.733		13.133
131	606	DIVEKY Luca	HUN	4.400	8.733		13.133
132	551	RUIZ CARDONA L.	COL	5.000	8.133		13.133
133	711	FOMENKO Alina	UKR	5.300	7.833		13.133
134	661	JURKOWSKA Katarzyna	POL	4.800	8.325		13.125
135	598	MILLOUSI Vasiliki	GRE	4.400	8.700		13.100
136	697	NOVAK Fiona	SLO	4.400	8.700		13.100
137	561	ANDERSEN Laerke	DEN	4.400	8.666		13.066
138	514	PENKER Simone	AUT	4.400	8.666		13.066
139	509	WHEELER Georgia	AUS	4.600	8.466		13.066
140	576	OJALA Rosanna	FIN	4.400	8.650		13.050
141	670	ABRANTES Diana	POR	4.400	8.641		13.041
142	579	TIITTA Paula	FIN	4.400	8.633		13.033
143	738	ASLAN Sema Fidel	TUR	4.400	8.633		13.033
144	727	BRICENO FRONTADO F.	VEN	4.400	8.633		13.033
145	638	MOON Eun Mee	KOR	4.400	8.533		12.933
146	704	HOMOLOVA Maria	SVK	4.400	8.516		12.916
147	665	MARQUES DE LIMA Z.	POR	4.400	8.500		12.900
147	725	KARIMDJANOVA Diana	UZB	4.400	8.500		12.900
149	617	BELANYI Dominiqua	ISL	4.400	8.566	0.1	12.866
150	723	GOREVA Yuliya	UZB	5.000	8.166	0.3	12.866
151	686	SZABO Nicole	RSA	5.000	7.833		12.833
152	560	HULGAARD Mette	DEN	4.400	8.400		12.800
153	523	KHAANH Liliya	BLR	4.600	8.200		12.800
154	568	IZURIETA Ana Maria	ESP	5.300	7.500		12.800
155	562	FURU Mia	DEN	4.200	8.533		12.733
156	668	OLIVEIRA Rita	POR	4.400	8.333		12.733
157	500	TARABINI Ayelen	ARG	4.600	8.133		12.733
158	703	STEINGRUBER Giulia	SUI	5.300	7.433		12.733
159	724	SAPARBAEVA Asai	UZB	4.400	8.300		12.700
160	511	FA Katharina	AUT	4.400	8.300		12.700
161	642	NEVEDOMSKAITE Greta	LTU	4.200	8.433		12.633
162	722	GALIULINA Luisa	UZB	4.400	8.233		12.633
163	578	CHIRINOS Kaisa	FIN	4.200	8.400		12.600
164	558	HADRBOLCOVA Klara	CZE	4.200	8.400		12.600
165	737	OZKAN Ozlem	TUR	4.400	8.166		12.566
166	556	JANOVA Alice	CZE	4.200	8.300		12.500
167	559	LAURITSEN Michelle	DEN	4.400	8.066		12.466
168	657	MOON Holly	NZL	4.200	8.266		12.466
169	563	OFFERSGAARD Miriam	DEN	4.200	8.200		12.400
170	685	PARSONS Chanel	RSA	4.000	8.366		12.366
171	709	LO Yu Ju	TPE	4.000	8.333		12.333
172	667	CHOON Alexandra	POR	4.200	8.133		12.333

RESULTS WOMEN'S QUALIFICATION

SAT 16 OCT 2010 - 9:00

I

Rank	Bib	Name	NOC Code	D Score	E Score	Pen	Total
173	619	COHEN Sapir Hana	ISR	4.000	8.400	0.1	12.300
174	515	STOECKL Lisa Maria	AUT	4.200	8.100		12.300
175	696	KAMNIKAR Ivana	SLO	4.000	8.266		12.266
176	684	SWAN Chantel	RSA	4.000	8.266		12.266
177	643	CANTU MATA Marisela	MEX	4.400	7.866		12.266
178	656	MITCHELL Briana	NZL	4.000	8.233		12.233
179	708	CHEN Yu Chun	TPE	4.400	7.833	0.1	12.133
180	501	CARRARO A.	ARG	4.000	8.100		12.100
181	621	KOREN Hadas	ISR	3.800	8.133		11.933
182	699	SENN Jennifer	SUI	4.600	7.300		11.900
183	666	KISLINSKAYA E.	POR	4.400	7.333		11.733
184	733	NG Pui Sze	HKG	2.400	8.033		10.433
185	542	HE Kexin	CHN	0.000	0.000		0.000
185	557	MOLACKOVA Marcela	CZE	0.000	0.000		0.000

Legend:

D Panel Difficulty judges

E Panel Execution judges

Pen Penalty

Q Qualified for Vault Final

R Reserve for Vault Final

I Vault

RESULTS WOMEN'S QUALIFICATION

SAT 16 OCT 2010 - 9:00



Rank	Bib	Name	NOC Code	Vault	D Score	E Score	Pen	Vault	Total
1	690	MUSTAFINA Aliya	RUS	1	6.500	9.100		15.600	15.283 Q
				2	6.100	8.866		14.966	
2	721	SACRAMONE Alicia	USA	1	6.300	9.166		15.466	15.266 Q
				2	5.800	9.266		15.066	
3	529	FERNANDES BARBOSA J.	BRA	1	5.800	9.100		14.900	14.633 Q
				2	5.600	8.766		14.366	
4	693	KURBATOVA Ekaterina	RUS	1	5.800	8.933		14.733	14.633 Q
				2	5.600	8.933		14.533	
5	702	KAESLIN Ariella	SUI	1	5.900	8.666		14.566	14.603 Q
				2	5.800	8.841		14.641	
6	691	NABIEVA Tatiana	RUS	1	6.500	8.966		15.466	14.566
				2	5.200	8.766	0.3	13.666	
7	635	JO Hyunjoo	KOR	1	5.600	8.500	0.1	14.000	14.250 Q
				2	5.800	8.700		14.500	
8	745	CAIRNS Imogen	GBR	1	5.300	9.225		14.525	14.195 Q
				2	4.800	9.066		13.866	
9	679	CHELARU Diana Maria	ROU	1	5.800	8.800		14.600	14.016 Q
				2	4.800	8.633		13.433	
10	544	HUANG Qiushuang	CHN	1	5.800	8.800		14.600	14.016 R
				2	5.200	8.233		13.433	
11	647	ESTRADA MARTINEZ Y.	MEX	1	5.300	8.933		14.233	13.899 R
				2	4.800	8.766		13.566	
12	591	HIBBERT Nicole	GBR	1	5.300	8.733	0.1	13.933	13.866 R
				2	5.200	8.600		13.800	
13	590	PINCHES Jennifer	GBR	1	5.200	8.366		13.566	13.849
				2	5.700	8.433		14.133	
14	659	PIHAN-KULESZA Marta	POL	1	5.000	8.883		13.883	13.841
				2	5.200	8.600		13.800	
15	662	JANIK Gabriela	POL	1	5.300	8.825		14.125	13.762
				2	4.600	8.800		13.400	
16	522	SOTNIKAVA Alina	BLR	1	5.000	8.933		13.933	13.733
				2	4.900	8.633		13.533	
17	645	GARCIA RODRIGUEZ BL.	MEX	1	5.300	8.766		14.066	13.716
				2	4.800	8.666	0.1	13.366	
18	622	MAKSIUTA Valeriia	ISR	1	5.300	8.800		14.100	13.616
				2	5.000	8.133		13.133	
19	553	SIKULOVA Jana	CZE	1	5.000	8.666	0.1	13.566	13.449
				2	4.600	8.733		13.333	
20	604	WONG Hiu Ying Angel	HKG	1	5.200	8.266		13.466	13.383
				2	5.000	8.300		13.300	
21	574	LAISI Ida	FIN	1	5.000	8.200		13.200	13.333
				2	5.000	8.466		13.466	

RESULTS WOMEN'S QUALIFICATION

SAT 16 OCT 2010 - 9:00



Rank	Bib	Name	NOC Code	Vault	D Score	E Score	Pen	Vault	Total
22	695	KYSSELEF Tjasa	SLO	1	5.000	8.233		13.233	13.283
				2	5.000	8.333		13.333	
23	683	KHWELA Jennifer	RSA	1	5.000	8.566		13.566	13.266
				2	5.000	7.966		12.966	
24	734	BELAK Teja	SLO	1	5.000	8.233		13.233	13.099
				2	4.600	8.366		12.966	
25	550	ESCOBAR GOMEZ C.	COL	1	5.300	8.833		14.133	13.066
				2	4.600	7.500	0.1	12.000	
26	562	FURU Mia	DEN	1	4.200	8.533		12.733	12.949
				2	4.400	8.766		13.166	
27	510	ECKER Lisa	AUT	1	5.000	8.600		13.600	12.933
				2	4.400	7.866		12.266	
28	641	SVILPAITE Laura	LTU	1	4.600	8.766		13.366	12.883
				2	4.000	8.400		12.400	
29	561	ANDERSEN Laerke	DEN	1	4.400	8.666		13.066	12.833
				2	4.200	8.400		12.600	
30	658	RAE Jordan	NZL	1	4.600	8.683		13.283	12.758
				2	4.000	8.233		12.233	
31	560	HULGAARD Mette	DEN	1	4.400	8.400		12.800	12.666
				2	4.200	8.333		12.533	
32	642	NEVEDOMSKAITE Greta	LTU	1	4.200	8.433		12.633	12.616
				2	4.400	8.200		12.600	
33	559	LAURITSEN Michelle	DEN	1	4.400	8.066		12.466	12.433
				2	4.200	8.200		12.400	
34	709	LO Yu Ju	TPE	1	4.000	8.333		12.333	12.266
				2	4.400	7.800		12.200	
35	708	CHEN Yu Chun	TPE	1	4.400	7.833	0.1	12.133	12.083
				2	4.000	8.133	0.1	12.033	

Legend:

D Panel Difficulty judges

E Panel Execution judges

Pen Penalty

Q Qualified for Vault Final

R Reserve for Vault Final

 Vault

RESULTS WOMEN'S QUALIFICATION

SAT 16 OCT 2010 - 9:00



Rank	Bib	Name	NOC Code	D Score	E Score	Pen	Total
1	542	HE Kexin	CHN	7.200	8.866		16.066 Q
2	544	HUANG Qiushuang	CHN	7.000	8.666		15.666 Q
3	586	TWEDDLE Elizabeth	GBR	6.800	8.800		15.600 Q
4	690	MUSTAFINA Aliya	RUS	6.800	8.500		15.300 Q
5	541	JIANG Yuyuan	CHN	6.700	8.500		15.200
6	593	SEITZ Elisabeth	GER	6.600	8.366		14.966 Q
7	716	BROSS Rebecca	USA	6.200	8.733		14.933 Q
8	678	PORGRAS Ana	ROU	6.200	8.533		14.733 Q
9	718	SLOAN Bridget	USA	6.000	8.700		14.700 Q
10	691	NABIEVA Tatiana	RUS	6.400	8.300		14.700 R
11	546	YANG Yilin	CHN	6.100	8.583		14.683
12	717	CAQUATTO Mackenzie	USA	5.900	8.566		14.466
13	693	KURBATOVA Ekaterina	RUS	5.800	8.500		14.300
14	587	DOWNIE Rebecca	GBR	5.900	8.400		14.300 R
15	507	MILLER Larissa	AUS	6.200	8.100		14.300 R
16	649	VAN GERNER Celine	NED	5.900	8.333		14.233
17	751	DEMENTYEVA Anna	RUS	5.700	8.500		14.200
18	719	LARSON Mattie	USA	5.800	8.400		14.200
19	720	RAISMAN Alexandra	USA	5.600	8.533		14.133
20	626	LICCHETTA Serena	ITA	5.900	8.200		14.100
21	679	CHELARU Diana Maria	ROU	5.400	8.600		14.000
22	680	HAIDU Raluca Oana	ROU	5.600	8.400		14.000
23	591	HIBBERT Nicole	GBR	5.700	8.300		14.000
24	627	FERRARI Vanessa	ITA	5.800	8.133		13.933
25	585	MOREL Pauline	FRA	5.800	8.133		13.933
26	702	KAESLIN Ariella	SUI	5.500	8.400		13.900
27	580	MALAUSSENA Aurelie	FRA	5.600	8.300		13.900
28	630	SHINTAKE Yuko	JPN	5.800	8.066		13.866
29	516	VANWALLEGHEM Aagje	BEL	5.800	8.033		13.833
30	631	TANAKA Rie	JPN	5.700	8.100		13.800
31	594	HILL Lisa Katharina	GER	5.700	8.100		13.800
32	506	LITTLE Emily	AUS	5.300	8.491		13.791
33	728	LOPEZ Jessica	VEN	5.100	8.666		13.766
34	504	BONORA Georgia	AUS	5.200	8.566		13.766
35	641	SVILPAITE Laura	LTU	5.400	8.366		13.766
36	508	MITCHELL Lauren	AUS	5.500	8.200		13.700
37	535	DANCOSE-GIAMBATTISTO	CAN	5.500	8.166		13.666
38	543	SUI Lu	CHN	5.400	8.233		13.633
39	590	PINCHES Jennifer	GBR	5.300	8.266		13.566
40	597	HINDERMANN Giulia	GER	5.300	8.266		13.566
41	531	KUROIWA YAMAMOTO LE.	BRA	5.700	7.800		13.500
42	651	GOEDKOOP Joy Rianne	NED	5.500	7.966		13.466
43	710	DEMYANCHUK Yana	UKR	6.100	7.333		13.433

RESULTS WOMEN'S QUALIFICATION

SAT 16 OCT 2010 - 9:00



Rank	Bib	Name	NOC Code	D Score	E Score	Pen	Total
44	517	CROKET Julie	BEL	5.400	7.966		13.366
45	681	DRAGOI Gabriela	ROU	5.700	7.666		13.366
46	596	TOLLE Pia	GER	5.400	7.925		13.325
47	529	FERNANDES BARBOSA J.	BRA	5.600	7.700		13.300
48	682	PATRASCU S.	ROU	5.800	7.500		13.300
49	628	RANDO Eleonora	ITA	5.300	7.966		13.266
50	584	PETIT Marine	FRA	5.000	8.233		13.233
51	532	MATIAS HYPOLITO D.	BRA	5.000	8.166		13.166
52	572	RODRIGUEZ RODRIGUEZ	ESP	5.400	7.766		13.166
53	703	STEINGRUBER Giulia	SUI	5.200	7.900		13.100
54	598	MILLOUSI Vasiliki	GRE	5.100	7.966		13.066
55	659	PIHAN-KULESZA Marta	POL	5.600	7.433		13.033
56	650	WEVERS Sanne	NED	4.900	8.033		12.933
57	666	KISLINSKAYA E.	POR	4.900	8.033		12.933
58	588	WHELAN Hannah	GBR	5.300	7.633		12.933
59	582	BREVET Marine	FRA	5.300	7.633		12.933
60	633	OZAWA Momoko	JPN	5.300	7.600		12.900
61	540	VACULIK Kristina	CAN	5.600	7.300		12.900
62	714	HOLENKOVA Valentyna	UKR	4.700	8.166		12.866
63	634	OSHIMA Kyoko	JPN	5.400	7.466		12.866
64	595	MOEBIUS Joeline	GER	4.700	8.141		12.841
65	530	GONSER FRANCO E.	BRA	5.200	7.633		12.833
66	753	KAYDALOVA Alona	UKR	5.000	7.800		12.800
67	732	SOTILLO VILLANUEVA	VEN	5.300	7.500		12.800
68	623	PREZIOSA Elisabetta	ITA	5.000	7.766		12.766
69	652	HARMES Suzanna	NED	5.000	7.733		12.733
70	629	TSURUMI Koko	JPN	5.300	7.433		12.733
71	539	SAVONA Jessica	CAN	5.300	7.416		12.716
72	599	BISMPIKOU Stefani	GRE	5.000	7.700		12.700
73	570	VILA BARNES Claudia	ESP	4.800	7.866		12.666
74	637	PARK Ji Yeon	KOR	5.400	7.266		12.666
75	635	JO Hyunjoo	KOR	5.600	7.066		12.666
76	698	STAEMPFLI Linda	SUI	4.800	7.833		12.633
77	547	SANCHEZ CARDENAS N.	COL	5.300	7.333		12.633
78	653	RIJKEN Marlies	NED	5.400	7.233		12.633
79	550	ESCOBAR GOMEZ C.	COL	5.300	7.266		12.566
80	699	SENN Jennifer	SUI	5.100	7.433		12.533
81	553	SIKULOVA Jana	CZE	5.500	7.033		12.533
82	752	DIACCI Jessica	SUI	5.000	7.500		12.500
83	722	GALIULINA Luisa	UZB	5.200	7.300		12.500
84	554	PALESOVA Kristyna	CZE	4.700	7.733		12.433
85	571	CARMONA URBANO A.	ESP	4.800	7.533		12.333
86	727	BRICENO FRONTADO F.	VEN	5.200	7.066		12.266

RESULTS WOMEN'S QUALIFICATION

SAT 16 OCT 2010 - 9:00



Rank	Bib	Name	NOC Code	D Score	E Score	Pen	Total
87	624	PAROLARI Lia	ITA	5.200	7.000		12.200
88	600	ZAFEIRAKI Evgenia	GRE	5.100	7.033		12.133
89	636	PARK Eunhyung	KOR	5.200	6.933		12.133
90	548	AVENDANO ROMERO M.	COL	5.300	6.833		12.133
91	523	KHAANH Liliya	BLR	4.900	7.200		12.100
92	684	SWAN Chantel	RSA	4.500	7.566		12.066
93	662	JANIK Gabriela	POL	5.000	7.066		12.066
94	643	CANTU MATA Marisela	MEX	5.100	6.966		12.066
95	622	MAKSIUTA Valeriia	ISR	5.500	6.566		12.066
96	645	GARCIA RODRIGUEZ BL.	MEX	4.800	7.233		12.033
97	620	RABINOVITZ Roni	ISR	4.800	7.233		12.033
98	573	MIRONESCU IANCU COC.	ESP	4.600	7.400		12.000
99	518	SCIANGUETTA Floriane	BEL	5.200	6.800		12.000
100	609	TOTH Renata	HUN	5.000	6.933		11.933
101	576	OJALA Rosanna	FIN	5.200	6.733		11.933
102	575	URVIKKO Annika	FIN	5.400	6.500		11.900
103	715	KOVAL Anastasiia	UKR	5.600	6.300		11.900
104	536	LEBLOND-CHARTRAND C.	CAN	4.600	7.266		11.866
105	724	SAPARBAEVA Asal	UZB	4.800	7.066		11.866
106	574	LAISI Ida	FIN	5.100	6.766		11.866
107	689	AFANASYEVA Ksenia	RUS	5.600	6.266		11.866
108	663	FRANDOFERT Monika	POL	5.100	6.733		11.833
109	705	JONSSON Ida	SWE	4.400	7.400		11.800
110	528	DOMINGUES COBELLO P.	BRA	5.000	6.800		11.800
111	704	HOMOLOVA Maria	SVK	5.000	6.800		11.800
112	697	NOVAK Fiona	SLO	5.000	6.800		11.800
113	736	UCTAS Goksu	TUR	4.000	7.766		11.766
114	683	KHWELA Jennifer	RSA	4.900	6.866		11.766
115	605	GOMBAS Laura	HUN	5.100	6.666		11.766
116	713	CHERNIY Yevheniya	UKR	5.300	6.466		11.766
117	734	BELAK Teja	SLO	4.200	7.533		11.733
118	526	MAKHAUTSOVA Volha	BLR	4.900	6.833		11.733
119	644	DE LEON GAMBOA D.	MEX	4.600	7.091		11.691
120	603	SYRIGOU ANTONIOU A.	GRE	4.600	7.066		11.666
121	512	GROSCH Hanna	AUT	4.500	7.133		11.633
122	608	CSILLAG Tunde	HUN	4.500	7.100		11.600
123	742	WILLIS Emma	CAN	5.100	6.433		11.533
124	648	UNDA SOSA M.	MEX	5.100	6.333		11.433
125	696	KAMNIKAR Ivana	SLO	4.700	6.700		11.400
126	740	MYS Gaelle	BEL	5.000	6.366		11.366
127	621	KOREN Hadas	ISR	4.800	6.533		11.333
128	667	CHOON Alexandra	POR	4.000	7.300		11.300
129	511	FA Katharina	AUT	4.500	6.766		11.266

RESULTS WOMEN'S QUALIFICATION

SAT 16 OCT 2010 - 9:00



Rank	Bib	Name	NOC Code	D Score	E Score	Pen	Total
130	695	KYSSELEF Tjasa	SLO	4.100	7.066		11.166
131	606	DIVEKY Luca	HUN	4.800	6.366		11.166
132	730	PENA MUNOZ M.	VEN	4.900	6.233		11.133
133	519	VERSIONNEN Lin	BEL	4.900	6.200		11.100
134	686	SZABO Nicole	RSA	4.100	6.933		11.033
135	513	MADER Jasmin	AUT	4.200	6.733		10.933
136	583	MAURIN Eva	FRA	4.500	6.433		10.933
137	522	SOTNIKAVA Alina	BLR	3.800	7.033		10.833
138	560	HULGAARD Mette	DEN	3.300	7.500		10.800
139	685	PARSONS Chanel	RSA	4.200	6.600		10.800
140	509	WHEELER Georgia	AUS	4.200	6.566		10.766
141	514	PENKER Simone	AUT	4.400	6.366		10.766
142	658	RAE Jordan	NZL	4.200	6.533		10.733
143	601	MITRAKOU Paschalina	GRE	4.200	6.441		10.641
144	639	SEO Yi Seul	KOR	5.200	5.366		10.566
145	559	LAURITSEN Michelle	DEN	4.400	6.133		10.533
146	503	ESTARLI Lucila	ARG	3.200	7.300		10.500
147	656	MITCHELL Briana	NZL	3.800	6.700		10.500
148	729	MEDINA CHAVEZ Y.	VEN	3.700	6.766		10.466
149	640	EUM Eunhui	KOR	4.500	5.966		10.466
150	647	ESTRADA MARTINEZ Y.	MEX	4.600	5.866		10.466
151	738	ASLAN Sema Fidel	TUR	2.400	8.033		10.433
152	618	HERMANNSDOTTIR T.	ISL	3.100	7.233		10.333
153	551	RUIZ CARDONA L.	COL	4.400	5.933		10.333
154	725	KARIMDJANOVA Diana	UZB	4.800	5.500		10.300
155	735	HORVAT Carmen	SLO	3.100	7.100		10.200
156	669	CALVETE RODRIGUES D.	POR	3.500	6.700		10.200
157	617	BELANYI Dominiqua	ISL	4.400	5.766		10.166
158	534	MILEVA Ralitsa	BUL	3.500	6.633		10.133
159	527	ZAITSAVA Yauheniya	BLR	3.700	6.233		9.933
160	563	OFFERSGAARD Miriam	DEN	3.800	6.100		9.900
161	668	OLIVEIRA Rita	POR	3.900	5.866		9.766
162	607	LONAI Hajnalka	HUN	3.900	5.866		9.766
163	577	PIETILAE Reeta	FIN	3.300	6.433		9.733
164	501	CARRARO A.	ARG	4.400	5.300		9.700
165	557	MOLACKOVA Marcela	CZE	1.800	7.833		9.633
166	561	ANDERSEN Laerke	DEN	2.500	7.133		9.633
167	500	TARABINI Ayelen	ARG	4.400	5.200		9.600
168	657	MOON Holly	NZL	3.900	5.633		9.533
169	556	JANOVA Alice	CZE	4.600	4.933		9.533
170	726	VOLODCHENKO Irina	UZB	4.800	4.733		9.533
171	723	GOREVA Yuliya	UZB	3.800	5.633		9.433
172	670	ABRANTES Diana	POR	1.800	7.466		9.266

RESULTS WOMEN'S QUALIFICATION

SAT 16 OCT 2010 - 9:00



Rank	Bib	Name	NOC Code	D Score	E Score	Pen	Total
173	578	CHIRINOS Kaisa	FIN	3.800	5.400		9.200
174	562	FURU Mia	DEN	2.500	6.633		9.133
175	604	WONG Hiu Ying Angel	HKG	2.900	6.225		9.125
176	524	VYSOTSKAYA Nadzeya	BLR	3.300	5.666		8.966
177	555	PECHANCOVA Nicole	CZE	5.200	3.600		8.800
178	737	OZKAN Ozlem	TUR	1.700	7.033		8.733
179	660	LITEWKA Joanna	POL	5.000	3.500		8.500
180	687	HELDINGER Ashleigh	RSA	4.600	3.666		8.266
181	708	CHEN Yu Chun	TPE	4.000	3.733		7.733
182	510	ECKER Lisa	AUT	3.400	4.233		7.633
183	619	COHEN Sapir Hana	ISR	4.100	3.233		7.333
184	664	PLICHTA Paula	POL	3.700	3.466		7.166
185	709	LO Yu Ju	TPE	1.700	5.333		7.033
186	733	NG Pui Sze	HKG	0.900	3.366		4.266
187	549	GIL ORTIZ Jessica	COL	0.000	0.000		0.000

Legend:
D Panel Difficulty judges **E** Panel Execution judges **Pen** Penalty **Q** Qualified for Uneven Bars Final **R** Reserve for Uneven Bars Final



Uneven Bars

RESULTS WOMEN'S QUALIFICATION

SAT 16 OCT 2010 - 9:00



Rank	Bib	Name	NOC Code	D Score	E Score	Pen	Total
1	678	PORGRAS Ana	ROU	6.400	8.866		15.266 Q
2	716	BROSS Rebecca	USA	6.500	8.766		15.266 Q
3	751	DEMENTYEVA Anna	RUS	6.300	8.833		15.133 Q
4	545	DENG Linlin	CHN	6.500	8.600		15.100 Q
5	508	MITCHELL Lauren	AUS	6.700	8.266		14.966 Q
6	690	MUSTAFINA Aliya	RUS	6.200	8.733		14.933 Q
7	721	SACRAMONE Alicia	USA	6.000	8.866		14.866 Q
8	720	RAISMAN Alexandra	USA	6.200	8.566		14.766
9	689	AFANASYEVA Ksenia	RUS	5.900	8.633		14.533
10	710	DEMYANCHUK Yana	UKR	6.100	8.433		14.533 Q
11	623	PREZIOSA Elisabetta	ITA	5.900	8.625		14.525 R
12	544	HUANG Qiushuang	CHN	6.100	8.366		14.466 R
13	692	SEMENOVA Ksenia	RUS	5.800	8.658		14.458
14	659	PIHAN-KULESZA Marta	POL	6.100	8.300		14.400 R
15	543	SUI Lu	CHN	6.500	8.000	0.1	14.400
16	541	JIANG Yuyuan	CHN	5.600	8.733		14.333
17	691	NABIEVA Tatiana	RUS	5.600	8.733		14.333
18	677	IZBASA Sandra Raluca	ROU	5.700	8.633		14.333
19	505	BRENNAN Ashleigh	AUS	5.900	8.400		14.300
20	588	WHELAN Hannah	GBR	5.900	8.400		14.300
21	717	CAQUATTO Mackenzie	USA	5.600	8.666		14.266
22	504	BONORA Georgia	AUS	5.800	8.466		14.266
23	650	WEVERS Sanne	NED	5.700	8.500		14.200
24	629	TSURUMI Koko	JPN	5.900	8.266		14.166
25	540	VACULIK Kristina	CAN	5.600	8.466		14.066
26	722	GALIULINA Luisa	UZB	5.900	8.166		14.066
27	587	DOWNIE Rebecca	GBR	5.300	8.733		14.033
28	682	PATRASCU S.	ROU	5.300	8.700		14.000
29	702	KAESLIN Ariella	SUI	5.900	8.100		14.000
30	532	MATIAS HYPOLITO D.	BRA	5.600	8.333		13.933
31	719	LARSON Mattie	USA	5.600	8.333		13.933
32	713	CHERNIY Yevheniya	UKR	5.300	8.600		13.900
33	627	FERRARI Vanessa	ITA	5.600	8.300		13.900
34	653	RIJKEN Marlies	NED	5.700	8.200		13.900
35	631	TANAKA Rie	JPN	5.600	8.266		13.866
36	705	JONSSON Ida	SWE	5.600	8.166		13.766
37	582	BREVET Marine	FRA	5.200	8.500		13.700
38	624	PAROLARI Lia	ITA	5.400	8.200		13.600
39	742	WILLIS Emma	CAN	5.200	8.366		13.566
40	580	MALAUSSENA Aurelie	FRA	5.400	8.166		13.566
41	506	LITTLE Emily	AUS	5.400	8.166		13.566
42	592	CHUSOVITINA Oksana	GER	5.400	8.166		13.566
43	516	VANWALLEGHEM Aagje	BEL	5.500	8.066		13.566

RESULTS WOMEN'S QUALIFICATION

SAT 16 OCT 2010 - 9:00



Rank	Bib	Name	NOC Code	D Score	E Score	Pen	Total
44	661	JURKOWSKA Katarzyna	POL	5.300	8.233		13.533
45	598	MILLOUSI Vasiliki	GRE	6.000	7.533		13.533
46	620	RABINOVITZ Roni	ISR	5.500	8.000		13.500
47	528	DOMINGUES COBELLO P.	BRA	5.500	8.000		13.500
48	537	MACKIE Charlotte	CAN	5.300	8.166		13.466
49	509	WHEELER Georgia	AUS	5.300	8.166		13.466
50	728	LOPEZ Jessica	VEN	5.300	8.166		13.466
51	500	TARABINI Ayelen	ARG	5.400	8.066		13.466
52	591	HIBBERT Nicole	GBR	4.900	8.533		13.433
53	681	DRAGOI Gabriela	ROU	5.700	7.700		13.400
54	628	RANDO Eleonora	ITA	5.300	8.066		13.366
55	570	VILA BARNES Claudia	ESP	5.600	7.766		13.366
56	630	SHINTAKE Yuko	JPN	5.900	7.466		13.366
57	680	HAIDU Raluca Oana	ROU	6.000	7.366		13.366
58	585	MOREL Pauline	FRA	4.800	8.533		13.333
59	647	ESTRADA MARTINEZ Y.	MEX	5.400	7.933		13.333
60	632	YAMAGISHI Mai	JPN	5.500	7.833		13.333
61	584	PETIT Marine	FRA	4.900	8.400		13.300
62	745	CAIRNS Imogen	GBR	4.900	8.366		13.266
63	625	MATTONI J.	ITA	5.200	8.050		13.250
64	652	HARMES Suzanna	NED	5.100	8.133		13.233
65	706	WAGNER Veronica	SWE	5.400	7.833		13.233
66	715	KOVAL Anastasiia	UKR	6.000	7.233		13.233
67	518	SCIANGUETTA Floriane	BEL	5.100	8.100		13.200
68	651	GOEDKOOP Joy Rianne	NED	5.400	7.733		13.133
69	664	PLICHTA Paula	POL	5.300	7.800		13.100
70	649	VAN GERNER Celine	NED	5.600	7.500		13.100
71	573	MIRONESCU IANCU COC.	ESP	5.100	7.966		13.066
72	635	JO Hyunjoo	KOR	5.500	7.566		13.066
73	571	CARMONA URBANO A.	ESP	5.500	7.533		13.033
74	740	MYS Gaelle	BEL	4.700	8.266		12.966
75	662	JANIK Gabriela	POL	5.000	7.933		12.933
76	529	FERNANDES BARBOSA J.	BRA	5.600	7.333		12.933
77	533	NUNES GOMES A.	BRA	4.800	8.066		12.866
78	555	PECHANCOVA Nicole	CZE	4.900	8.066	0.1	12.866
79	645	GARCIA RODRIGUEZ BL.	MEX	5.300	7.566		12.866
80	714	HOLENKOVA Valentyna	UKR	5.500	7.366		12.866
81	590	PINCHES Jennifer	GBR	5.600	7.233		12.833
82	622	MAKSIUTA Valeriia	ISR	5.400	7.416		12.816
83	637	PARK Ji Yeon	KOR	5.100	7.700		12.800
84	599	BISMPIKOU Stefani	GRE	5.700	7.066		12.766
85	593	SEITZ Elisabeth	GER	5.700	7.033		12.733
86	633	OZAWA Momoko	JPN	5.500	7.200		12.700

RESULTS WOMEN'S QUALIFICATION

SAT 16 OCT 2010 - 9:00



Rank	Bib	Name	NOC Code	D Score	E Score	Pen	Total
87	704	HOMOLOVA Maria	SVK	5.000	7.666		12.666
88	697	NOVAK Fiona	SLO	5.100	7.566		12.666
89	643	CANTU MATA Marisela	MEX	4.600	8.058		12.658
90	656	MITCHELL Briana	NZL	4.800	7.833		12.633
91	583	MAURIN Eva	FRA	5.200	7.333		12.533
92	665	MARQUES DE LIMA Z.	POR	4.600	7.900		12.500
93	607	LONAI Hajnalka	HUN	5.000	7.500		12.500
94	753	KAYDALOVA Alona	UKR	5.400	7.100		12.500
95	535	DANCOSE-GIAMBATTISTO	CAN	5.600	6.900		12.500
96	698	STAEMPFLI Linda	SUI	4.600	7.866		12.466
97	636	PARK Eunkyung	KOR	5.100	7.366		12.466
98	641	SVILPAITE Laura	LTU	4.700	7.733		12.433
99	736	UCTAS Goksu	TUR	5.500	6.933		12.433
100	503	ESTARLI Lucila	ARG	4.700	7.666		12.366
101	640	EUM Eunhui	KOR	4.900	7.466		12.366
102	725	KARIMDJANOVA Diana	UZB	5.200	7.166		12.366
103	519	VERSIONNEN Lin	BEL	4.700	7.600		12.300
104	703	STEINGRUBER Giulia	SUI	4.700	7.600		12.300
105	531	KUROIWA YAMAMOTO LE.	BRA	4.700	7.600		12.300
106	658	RAE Jordan	NZL	4.800	7.500		12.300
107	727	BRICENO FRONTADO F.	VEN	4.900	7.400		12.300
108	601	MITRAKOU Paschalina	GRE	5.100	7.200		12.300
109	696	KAMNIKAR Ivana	SLO	4.700	7.533		12.233
110	618	HERMANNSDOTTIR T.	ISL	4.600	7.600		12.200
111	746	PITSIKALI Maria	GRE	4.900	7.300		12.200
112	638	MOON Eun Mee	KOR	5.100	7.100		12.200
113	522	SOTNIKAVA Alina	BLR	4.500	7.666		12.166
114	577	PIETILAE Reeta	FIN	4.500	7.633		12.133
115	604	WONG Hiu Ying Angel	HKG	4.600	7.533		12.133
116	553	SIKULOVA Jana	CZE	5.000	7.100		12.100
117	752	DIACCI Jessica	SUI	5.200	6.900		12.100
118	608	CSILLAG Tunde	HUN	4.300	7.766		12.066
119	548	AVENDANO ROMERO M.	COL	4.600	7.466		12.066
120	511	FA Katharina	AUT	5.000	7.066		12.066
121	726	VOLODCHENKO Irina	UZB	4.500	7.533		12.033
122	700	RUTZ Jennifer	SUI	4.600	7.433		12.033
123	663	FRANDOFERT Monika	POL	4.700	7.333		12.033
124	536	LEBLOND-CHARTRAND C.	CAN	5.000	7.033		12.033
125	695	KYSSELEF Tjasa	SLO	4.300	7.700		12.000
126	734	BELAK Teja	SLO	5.200	6.766		11.966
127	525	MARACHKOUSKAYA N.	BLR	4.900	7.033		11.933
128	600	ZAFEIRAKI Evgenia	GRE	5.300	6.700	0.1	11.900
129	708	CHEN Yu Chun	TPE	4.400	7.466		11.866

RESULTS WOMEN'S QUALIFICATION

SAT 16 OCT 2010 - 9:00



Rank	Bib	Name	NOC Code	D Score	E Score	Pen	Total
130	687	HELDSINGER Ashleigh	RSA	4.500	7.333		11.833
131	575	URVIKKO Annika	FIN	4.900	6.900		11.800
132	730	PENA MUNOZ M.	VEN	5.100	6.700		11.800
133	550	ESCOBAR GOMEZ C.	COL	4.200	7.533		11.733
134	576	OJALA Rosanna	FIN	4.400	7.333		11.733
135	724	SAPARBAEVA Asal	UZB	4.100	7.600		11.700
136	738	ASLAN Sema Fidel	TUR	4.500	7.166		11.666
137	606	DIVEKY Luca	HUN	4.800	6.833		11.633
138	517	CROKET Julie	BEL	4.400	7.200		11.600
139	596	TOLLE Pia	GER	4.800	6.800		11.600
140	594	HILL Lisa Katharina	GER	4.600	6.966		11.566
141	686	SZABO Nicole	RSA	4.600	6.900		11.500
142	527	ZAITSAVA Yauheniya	BLR	4.100	7.366		11.466
143	646	MORENO MEDINA A.	MEX	4.400	7.033		11.433
144	685	PARSONS Chanel	RSA	4.500	6.933		11.433
145	648	UNDA SOSA M.	MEX	4.800	6.633		11.433
146	534	MILEVA Ralitsa	BUL	4.100	7.266		11.366
147	621	KOREN Hadas	ISR	5.000	6.466	0.1	11.366
148	619	COHEN Sapir Hana	ISR	4.400	6.900		11.300
149	574	LAISI Ida	FIN	4.800	6.500		11.300
150	609	TOTH Renata	HUN	4.800	6.466		11.266
151	667	CHOON Alexandra	POR	4.800	6.466		11.266
152	572	RODRIGUEZ RODRIGUEZ	ESP	4.800	6.400		11.200
153	737	OZKAN Ozlem	TUR	4.900	6.300		11.200
154	709	LO Yu Ju	TPE	4.700	6.466		11.166
155	523	KHAANH Liliya	BLR	5.000	6.166		11.166
156	514	PENKER Simone	AUT	4.600	6.500		11.100
157	657	MOON Holly	NZL	4.600	6.500		11.100
158	735	HORVAT Carmen	SLO	4.300	6.733		11.033
159	669	CALVETE RODRIGUES D.	POR	4.400	6.533		10.933
160	557	MOLACKOVA Marcela	CZE	4.300	6.600		10.900
161	668	OLIVEIRA Rita	POR	4.400	6.500		10.900
162	551	RUIZ CARDONA L.	COL	5.300	5.700	0.1	10.900
163	501	CARRARO A.	ARG	4.600	6.266		10.866
164	513	MADER Jasmin	AUT	4.600	6.266		10.866
165	547	SANCHEZ CARDENAS N.	COL	5.500	5.300		10.800
166	747	SZABADFI Szilvia	HUN	4.100	6.633		10.733
167	515	STOECKL Lisa Maria	AUT	4.600	6.033		10.633
168	683	KHWELA Jennifer	RSA	4.700	5.900		10.600
169	560	HULGAARD Mette	DEN	4.500	6.066		10.566
170	562	FURU Mia	DEN	4.000	6.500		10.500
171	569	ZALDIVAR Elena	ESP	4.700	5.800		10.500
172	578	CHIRINOS Kaisa	FIN	4.500	5.966		10.466

RESULTS WOMEN'S QUALIFICATION

SAT 16 OCT 2010 - 9:00



Rank	Bib	Name	NOC Code	D Score	E Score	Pen	Total
173	684	SWAN Chantel	RSA	3.800	6.633		10.433
174	556	JANOVA Alice	CZE	3.700	6.400		10.100
175	524	VYSOTSKAYA Nadzeya	BLR	5.100	4.966		10.066
176	595	MOEBIUS Joeline	GER	4.200	5.933	0.1	10.033
177	733	NG Pui Sze	HKG	3.600	6.333		9.933
178	558	HADBOLCOVA Klara	CZE	4.200	5.600		9.800
179	732	SOTILLO VILLANUEVA	VEN	4.700	4.866		9.566
180	666	KISLINSKAYA E.	POR	4.500	5.033		9.533
181	510	ECKER Lisa	AUT	4.900	4.466		9.366
182	729	MEDINA CHAVEZ Y.	VEN	3.700	5.566		9.266
183	559	LAURITSEN Michelle	DEN	3.700	5.466		9.166
184	617	BELANYI Dominiqua	ISL	4.600	4.566		9.166
185	561	ANDERSEN Laerke	DEN	3.600	5.500		9.100
186	723	GOREVA Yuliya	UZB	4.800	3.866		8.666
187	564	JENSEN Louise	DEN	3.300	4.708		8.008
188	546	YANG Yilin	CHN	0.000	0.000		0.000
188	549	GIL ORTIZ Jessica	COL	0.000	0.000		0.000

Legend:

D Panel Difficulty judges

E Panel Execution judges

Pen Penalty

Q Qualified for Beam Final

R Reserve for Beam Final



Beam

RESULTS WOMEN'S QUALIFICATION

SAT 16 OCT 2010 - 9:00



Rank	Bib	Name	NOC Code	D Score	E Score	Pen	Total
1	690	MUSTAFINA Aliya	RUS	5.800	9.033		14.833 Q
2	689	AFANASYEVA Ksenia	RUS	5.800	8.966		14.766 Q
3	677	IZBASA Sandra Raluca	ROU	6.000	8.766		14.766 Q
4	543	SUI Lu	CHN	5.900	8.733		14.633 Q
5	508	MITCHELL Lauren	AUS	5.800	8.766	0.1	14.466 Q
6	679	CHELARU Diana Maria	ROU	5.900	8.566		14.466 Q
7	627	FERRARI Vanessa	ITA	5.600	8.858		14.458 Q
8	720	RAISMAN Alexandra	USA	5.700	8.683		14.383 Q
9	649	VAN GERNER Celine	NED	5.400	8.866		14.266 R
10	588	WHELAN Hannah	GBR	5.700	8.533		14.233 R
11	680	HAIDU Raluca Oana	ROU	5.400	8.800		14.200
12	751	DEMENTYEVA Anna	RUS	5.700	8.500		14.200
13	716	BROSS Rebecca	USA	5.600	8.566		14.166 R
14	532	MATIAS HYPOLITO D.	BRA	5.400	8.700		14.100
15	678	PORGRAS Ana	ROU	5.500	8.566		14.066
16	745	CAIRNS Imogen	GBR	5.600	8.466		14.066
17	586	TWEDDLE Elizabeth	GBR	5.700	8.300		14.000
18	702	KAESLIN Ariella	SUI	5.600	8.366		13.966
19	542	HE Kexin	CHN	5.200	8.733		13.933
20	629	TSURUMI Koko	JPN	5.300	8.633		13.933
21	590	PINCHES Jennifer	GBR	5.600	8.333		13.933
22	714	HOLENKOVA Valentyna	UKR	5.400	8.500		13.900
23	728	LOPEZ Jessica	VEN	5.500	8.400		13.900
24	505	BRENNAN Ashleigh	AUS	5.300	8.533		13.833
25	541	JIANG Yuyuan	CHN	5.700	8.333	0.2	13.833
26	517	CROKET Julie	BEL	5.400	8.400		13.800
27	631	TANAKA Rie	JPN	5.200	8.500		13.700
28	632	YAMAGISHI Mai	JPN	5.300	8.400		13.700
29	539	SAVONA Jessica	CAN	5.400	8.300		13.700
30	718	SLOAN Bridget	USA	5.500	8.200		13.700
31	546	YANG Yilin	CHN	5.100	8.566		13.666
32	623	PREZIOSA Elisabetta	ITA	5.000	8.633		13.633
33	507	MILLER Larrissa	AUS	5.300	8.433	0.1	13.633
34	529	FERNANDES BARBOSA J.	BRA	5.500	8.133		13.633
35	626	LICCHETTA Serena	ITA	5.100	8.500		13.600
35	711	FOMENKO Alina	UKR	5.100	8.500		13.600
37	580	MALAUSSENA Aurelie	FRA	5.100	8.466		13.566
38	582	BREVET Marine	FRA	5.400	8.166		13.566
39	717	CAQUATTO Mackenzie	USA	5.200	8.333		13.533
40	624	PAROLARI Lia	ITA	5.000	8.500		13.500
41	749	MOSHAGE Yvette	NED	5.300	8.166		13.466
42	625	MATTONI J.	ITA	4.900	8.533		13.433
43	522	SOTNIKAVA Alina	BLR	5.000	8.433		13.433

RESULTS WOMEN'S QUALIFICATION

SAT 16 OCT 2010 - 9:00



Rank	Bib	Name	NOC Code	D Score	E Score	Pen	Total
44	652	HARMES Suzanna	NED	5.100	8.433	0.1	13.433
45	540	VACULIK Kristina	CAN	5.200	8.233		13.433
46	640	EUM Eunhui	KOR	5.300	8.133		13.433
47	584	PETIT Marine	FRA	4.900	8.500		13.400
48	504	BONORA Georgia	AUS	5.100	8.300		13.400
49	608	CSILLAG Tunde	HUN	5.100	8.300		13.400
50	722	GALIULINA Luisa	UZB	5.400	8.000		13.400
51	659	PIHAN-KULESZA Marta	POL	5.400	7.966		13.366
52	595	MOEBIUS Joeline	GER	5.000	8.333		13.333
53	645	GARCIA RODRIGUEZ BL.	MEX	5.100	8.233		13.333
54	544	HUANG Qiushuang	CHN	5.400	8.233	0.3	13.333
55	651	GOEDKOOP Joy Rianne	NED	5.100	8.208		13.308
56	528	DOMINGUES COBELLO P.	BRA	5.000	8.300		13.300
57	533	NUNES GOMES A.	BRA	5.100	8.200		13.300
58	571	CARMONA URBANO A.	ESP	5.000	8.266		13.266
59	635	JO Hyunjoo	KOR	5.400	7.866		13.266
60	598	MILLOUSI Vasiliki	GRE	4.800	8.433		13.233
61	601	MITRAKOU Paschalina	GRE	4.900	8.333		13.233
62	583	MAURIN Eva	FRA	5.000	8.333	0.1	13.233
63	620	RABINOVITZ Roni	ISR	5.100	8.133		13.233
64	719	LARSON Mattie	USA	5.500	7.733		13.233
65	715	KOVAL Anastasiia	UKR	5.000	8.208		13.208
66	591	HIBBERT Nicole	GBR	4.800	8.400		13.200
67	506	LITTLE Emily	AUS	5.200	8.100	0.1	13.200
68	726	VOLODCHENKO Irina	UZB	5.100	8.066		13.166
69	736	UCTAS Goksu	TUR	5.300	8.266	0.4	13.166
70	593	SEITZ Elisabeth	GER	5.600	7.733	0.2	13.133
71	536	LEBLOND-CHARTRAND C.	CAN	4.700	8.400		13.100
72	641	SVILPAITE Laura	LTU	4.900	8.200		13.100
73	653	RIJKEN Marlies	NED	5.000	8.100		13.100
74	724	SAPARBAEVA Asal	UZB	5.000	8.100		13.100
75	622	MAKSIUTA Valeriia	ISR	5.200	8.000	0.1	13.100
76	516	VANWALLEGHEM Aagje	BEL	4.900	8.266	0.1	13.066
77	647	ESTRADA MARTINEZ Y.	MEX	4.900	8.166		13.066
78	691	NABIEVA Tatiana	RUS	5.200	7.866		13.066
79	661	JURKOWSKA Katarzyna	POL	4.900	8.233	0.1	13.033
80	555	PECHANCOVA Nicole	CZE	4.600	8.400		13.000
81	550	ESCOBAR GOMEZ C.	COL	5.000	8.000		13.000
82	526	MAKHAUTSOVA Volha	BLR	4.900	8.066		12.966
83	713	CHERNIY Yevheniya	UKR	4.900	8.133	0.1	12.933
84	633	OZAWA Momoko	JPN	5.000	8.133	0.2	12.933
85	705	JONSSON Ida	SWE	5.000	8.033	0.1	12.933
86	663	FRANDOFERT Monika	POL	4.800	8.200	0.1	12.900

RESULTS WOMEN'S QUALIFICATION

SAT 16 OCT 2010 - 9:00



Rank	Bib	Name	NOC Code	D Score	E Score	Pen	Total
87	503	ESTARLI Lucila	ARG	4.800	8.100		12.900
88	753	KAYDALOVA Alona	UKR	4.900	8.000		12.900
89	698	STAEMPFLI Linda	SUI	4.500	8.366		12.866
90	662	JANIK Gabriela	POL	4.800	8.033		12.833
91	575	URVIKKO Annika	FIN	4.900	7.933		12.833
92	703	STEINGRUBER Giulia	SUI	4.900	7.933		12.833
93	609	TOTH Renata	HUN	5.100	7.733		12.833
94	600	ZAFEIRAKI Evgenia	GRE	5.200	7.733	0.1	12.833
95	665	MARQUES DE LIMA Z.	POR	4.600	8.166		12.766
96	730	PENA MUNOZ M.	VEN	4.900	7.866		12.766
97	666	KISLINSKAYA E.	POR	4.600	8.133		12.733
98	704	HOMOLOVA Maria	SVK	4.600	8.133		12.733
99	597	HINDERMANN Giulia	GER	4.700	8.233	0.2	12.733
100	570	VILA BARNES Claudia	ESP	4.800	8.000	0.1	12.700
101	585	MOREL Pauline	FRA	4.800	7.900		12.700
102	643	CANTU MATA Marisela	MEX	4.600	8.066		12.666
103	578	CHIRINOS Kaisa	FIN	4.600	8.066		12.666
104	553	SIKULOVA Jana	CZE	4.700	8.066	0.1	12.666
105	537	MACKIE Charlotte	CAN	4.900	8.066	0.3	12.666
106	630	SHINTAKE Yuko	JPN	4.900	7.866	0.1	12.666
107	527	ZAITSAVA Yauheniya	BLR	4.900	7.766		12.666
108	572	RODRIGUEZ RODRIGUEZ	ESP	4.400	8.233		12.633
109	695	KYSSELEF Tjasa	SLO	4.600	8.033		12.633
110	740	MYS Gaelle	BEL	4.600	8.033		12.633
111	518	SCIANGUETTA Floriane	BEL	4.800	7.833		12.633
112	638	MOON Eun Mee	KOR	4.800	7.800		12.600
113	683	KHWELA Jennifer	RSA	4.900	7.700		12.600
114	560	HULGAARD Mette	DEN	4.600	7.966		12.566
115	596	TOLLE Pia	GER	4.700	7.966	0.1	12.566
116	692	SEMENOVA Ksenia	RUS	5.400	7.166		12.566
117	637	PARK Ji Yeon	KOR	4.700	7.833		12.533
118	513	MADER Jasmin	AUT	4.900	7.633		12.533
119	573	MIRONESCU IANCU COC.	ESP	5.000	7.833	0.3	12.533
120	687	HELDSINGER Ashleigh	RSA	4.400	8.100		12.500
121	548	AVENDANO ROMERO M.	COL	4.400	8.033		12.433
122	569	ZALDIVAR Elena	ESP	4.700	7.833	0.1	12.433
123	521	CANART Alice	BEL	4.200	8.200		12.400
124	686	SZABO Nicole	RSA	4.300	8.100		12.400
125	697	NOVAK Fiona	SLO	4.600	7.800		12.400
126	534	MILEVA Ralitsa	BUL	4.700	7.633		12.333
127	723	GOREVA Yuliya	UZB	4.800	7.833	0.3	12.333
128	594	HILL Lisa Katharina	GER	5.000	7.633	0.3	12.333
129	606	DIVEKY Luca	HUN	4.600	7.700		12.300

RESULTS WOMEN'S QUALIFICATION

SAT 16 OCT 2010 - 9:00



Rank	Bib	Name	NOC Code	D Score	E Score	Pen	Total
130	531	KUROIWA YAMAMOTO LE.	BRA	5.100	7.200		12.300
131	700	RUTZ Jennifer	SUI	4.400	7.866		12.266
132	574	LAISI Ida	FIN	4.900	7.766	0.4	12.266
133	734	BELAK Teja	SLO	4.500	7.733		12.233
134	737	OZKAN Ozlem	TUR	4.600	7.633		12.233
135	667	CHOON Alexandra	POR	4.600	7.600		12.200
136	607	LONAI Hajnalka	HUN	4.700	7.500		12.200
137	658	RAE Jordan	NZL	4.600	7.666	0.1	12.166
138	636	PARK Eunkyung	KOR	4.900	7.266		12.166
139	500	TARABINI Ayelen	ARG	5.200	6.966		12.166
140	551	RUIZ CARDONA L.	COL	4.800	7.333		12.133
141	514	PENKER Simone	AUT	4.000	8.100		12.100
142	696	KAMNIKAR Ivana	SLO	4.500	7.600		12.100
143	558	HADBOLCOVA Klara	CZE	4.300	7.766		12.066
144	510	ECKER Lisa	AUT	4.500	7.566		12.066
145	727	BRICENO FRONTADO F.	VEN	4.800	7.266		12.066
146	747	SZABADFI Szilvia	HUN	4.400	7.733	0.1	12.033
147	656	MITCHELL Briana	NZL	4.500	7.633	0.1	12.033
148	664	PLICHTA Paula	POL	4.900	7.233	0.1	12.033
149	617	BELANYI Dominiqua	ISL	4.400	7.600		12.000
150	599	BISMPIKOU Stefani	GRE	4.500	7.500		12.000
151	668	OLIVEIRA Rita	POR	4.000	7.900		11.900
152	619	COHEN Sapir Hana	ISR	4.200	7.700		11.900
153	515	STOECKL Lisa Maria	AUT	4.400	7.500		11.900
154	646	MORENO MEDINA A.	MEX	4.900	7.000		11.900
155	742	WILLIS Emma	CAN	5.000	7.200	0.3	11.900
156	670	ABRANTES Diana	POR	3.800	8.000		11.800
157	562	FURU Mia	DEN	4.200	7.600		11.800
158	524	VYSOTSKAYA Nadzeya	BLR	5.100	6.700		11.800
159	685	PARSONS Chanel	RSA	3.800	7.966		11.766
160	556	JANOVA Alice	CZE	4.500	7.466	0.2	11.766
161	523	KHAANH Liliya	BLR	4.700	7.066		11.766
162	561	ANDERSEN Laerke	DEN	4.100	7.633		11.733
163	618	HERMANNSDOTTIR T.	ISL	4.600	7.933	0.8	11.733
164	657	MOON Holly	NZL	4.700	7.033		11.733
165	511	FA Katharina	AUT	3.900	7.766		11.666
166	684	SWAN Chantel	RSA	4.100	7.666	0.1	11.666
167	579	TIITTA Paula	FIN	4.400	7.366	0.1	11.666
168	725	KARIMDJANOVA Diana	UZB	4.700	7.033	0.1	11.633
169	621	KOREN Hadas	ISR	3.900	7.800	0.2	11.500
170	699	SENN Jennifer	SUI	4.600	6.866		11.466
171	738	ASLAN Sema Fidel	TUR	4.100	7.333		11.433
172	648	UNDA SOSA M.	MEX	4.400	7.333	0.3	11.433

RESULTS WOMEN'S QUALIFICATION

SAT 16 OCT 2010 - 9:00



Rank	Bib	Name	NOC Code	D Score	E Score	Pen	Total
173	708	CHEN Yu Chun	TPE	4.400	7.500	0.5	11.400
174	746	PITSIKALI Maria	GRE	4.000	7.300		11.300
175	576	OJALA Rosanna	FIN	4.100	7.200		11.300
176	729	MEDINA CHAVEZ Y.	VEN	4.900	6.200		11.100
177	564	JENSEN Louise	DEN	3.400	7.600		11.000
178	642	NEVEDOMSKAITE Greta	LTU	3.300	7.600		10.900
179	501	CARRARO A.	ARG	4.300	6.566		10.866
180	709	LO Yu Ju	TPE	3.800	6.466		10.266
181	733	NG Pui Sze	HKG	3.200	6.966		10.166
182	559	LAURITSEN Michelle	DEN	3.300	6.700		10.000
183	731	ROJAS Ivet	VEN	0.600	2.500		3.100
184	557	MOLACKOVA Marcela	CZE	0.000	0.000		0.000

Legend:

D Panel Difficulty judges

E Panel Execution judges

Pen Penalty

Q Qualified for Floor Final

R Reserve for Floor Final

 Floor

TIE-BREAK REPORT WOMEN'S ALL-AROUND QUALIFICATION

SAT 16 OCT 2010 - 9:00

Bib	Name	NOC Code	Rank	Total		Sum of best scores				Tie-Break Rank
						4	3	2	1	
689	AFANASYEVA Ksenia	RUS	17	55.465	Best scores		43.599	29.299	14.766	17
					E scores	32.365	26.099	17.599	8.966	
					D scores	23.100	17.500	11.700	5.900	
593	SEITZ Elisabeth	GER	17	55.465	Best scores		42.732	29.599	14.966	18
					E scores	31.965	24.932	17.199	8.833	
					D scores	23.700	18.100	12.400	6.600	
540	VACULIK Kristina	CAN	30	54.065	Best scores		41.165	27.732	14.066	30
					E scores	32.665	25.365	17.132	8.666	
					D scores	21.400	16.400	11.200	5.600	
582	BREVET Marine	FRA	30	54.065	Best scores		41.132	27.566	13.866	31
					E scores	33.165	25.532	17.366	8.866	
					D scores	20.900	15.900	10.700	5.400	
620	RABINOVITZ Roni	ISR	48	52.332	Best scores		40.299	27.066	13.566	48
					E scores	31.932	24.699	16.699	8.566	
					D scores	20.400	15.600	10.600	5.500	
571	CARMONA URBANO Ainhoa	ESP	48	52.332	Best scores		39.999	26.966	13.700	49
					E scores	32.032	24.499	16.966	8.700	
					D scores	20.300	15.500	10.500	5.500	
570	VILA BARNES Claudia	ESP	48	52.332	Best scores		39.666	26.966	13.600	50
					E scores	32.232	24.466	16.600	8.600	
					D scores	20.200	15.400	10.600	5.600	
594	HILL Lisa Katharina	GER	62	51.432	Best scores		39.866	27.533	13.800	62
					E scores	31.432	24.466	16.833	8.733	
					D scores	20.300	15.700	10.700	5.700	
550	ESCOBAR GOMEZ C.	COL	62	51.432	Best scores		39.699	27.133	14.133	63
					E scores	31.632	24.366	16.833	8.833	
					D scores	19.800	15.600	10.600	5.300	
573	MIRONESCU IANCU COCHIOR	ESP	62	51.432	Best scores		39.432	26.899	13.833	64
					E scores	32.032	24.632	16.799	8.833	
					D scores	19.700	15.100	10.100	5.100	
647	ESTRADA MARTINEZ Y.	MEX	66	51.098	Best scores		40.632	27.566	14.233	66
					E scores	30.898	25.032	17.099	8.933	
					D scores	20.200	15.600	10.700	5.400	
698	STAEMPFLI Linda	SUI	66	51.098	Best scores		38.632	25.999	13.133	67
					E scores	32.798	24.965	17.099	8.733	
					D scores	18.300	13.900	9.400	4.800	
522	SOTNIKAVA Alina	BLR	75	50.365	Best scores		39.532	27.366	13.933	75
					E scores	32.065	25.032	17.366	8.933	
					D scores	18.300	14.500	10.000	5.000	
583	MAURIN Eva	FRA	75	50.365	Best scores		39.432	26.899	13.666	76
					E scores	30.765	24.332	16.999	8.666	
					D scores	19.700	15.200	10.200	5.200	
503	ESTARLI Lucila	ARG	92	49.032	Best scores		38.532	26.166	13.266	92
					E scores	31.132	23.832	16.166	8.100	
					D scores	17.900	14.700	10.000	5.200	
695	KYSSELEF Tjasa	SLO	92	49.032	Best scores		37.866	25.866	13.233	93
					E scores	31.032	23.966	16.266	8.233	
					D scores	18.000	13.900	9.600	5.000	

TIE-BREAK REPORT WOMEN'S ALL-AROUND QUALIFICATION

SAT 16 OCT 2010 - 9:00

Bib	Name	NOC Code	Rank	Total	Sum of best scores				Tie-Break Rank
					4	3	2	1	
555	PECHANCOVA Nicole	CZE	102	47.832	Best scores E scores D scores	39.032 28.832 19.100	26.166 17.166 10.100	13.166 8.766 5.200	102
523	KHAANH Liliya	BLR	102	47.832	Best scores E scores D scores	36.666 28.632 19.200	24.900 15.400 9.900	12.800 8.200 5.000	103
648	UNDA SOSA M.	MEX	102	47.832	Best scores E scores D scores	36.399 28.832 19.300	24.966 15.866 10.100	13.533 8.533 5.100	104
513	MADER Jasmin	AUT	107	47.698	Best scores E scores D scores	36.832 28.998 18.700	25.899 15.999 9.900	13.366 8.366 5.000	107
511	FA Katharina	AUT	107	47.698	Best scores E scores D scores	36.432 29.898 17.800	24.766 16.066 9.500	12.700 8.300 5.000	108
561	ANDERSEN Laerke	DEN	136	43.532	Best scores E scores D scores	34.432 28.932 14.600	24.799 16.299 8.500	13.066 8.666 4.400	136
501	CARRARO Aldana Huilen	ARG	136	43.532	Best scores E scores D scores	33.832 26.232 17.300	22.966 14.666 9.000	12.100 8.100 4.600	137

LIST OF QUALIFIERS WOMEN'S INDIVIDUAL ALL-AROUND FINAL

FRI 22 OCT 2010 - 19:30

Qualifying Order	Bib	Name	NOC Code	Qualification Score	Qual. Rank
1	690	MUSTAFINA Aliya	RUS	60.666	(1)
2	716	BROSS Rebecca	USA	59.081	(2)
3	720	RAISMAN Alexandra	USA	58.315	(3)
4	541	JIANG Yuyuan	CHN	58.099	(4)
5	544	HUANG Qishuang	CHN	58.065	(5)
6	678	PORGRAS Ana	ROU	57.898	(6)
7	508	MITCHELL Lauren	AUS	57.865	(7)
8	691	NABIEVA Tatiana	RUS	57.565	(8)
9	702	KAESLIN Ariella	SUI	56.432	(10)
10	680	HAIDU Raluca Oana	ROU	56.199	(12)
11	627	FERRARI Vanessa	ITA	56.124	(13)
12	631	TANAKA Rie	JPN	55.699	(14)
13	728	LOPEZ Jessica	VEN	55.632	(15)
14	588	WHELAN Hannah	GBR	55.499	(16)
15	593	SEITZ Elisabeth	GER	55.465	(18)
16	649	VAN GERNER Celine	NED	55.399	(19)
17	504	BONORA Georgia	AUS	55.265	(20)
18	532	MATIAS HYPOLITO Daniele	BRA	55.132	(21)
19	580	MALAUSSENA Aurelie	FRA	55.098	(22)
20	529	FERNANDES BARBOSA Jade	BRA	54.766	(24)
21	629	TSURUMI Koko	JPN	54.732	(25)
22	659	PIHAN-KULESZA Marta	POL	54.682	(26)
23	623	PREZIOSA Elisabetta	ITA	54.590	(27)
24	591	HIBBERT Nicole	GBR	54.566	(28)
Reserves					
R1	516	VANWALLEGHEM Aagje	BEL	54.331	(29)
R2	540	VACULIK Kristina	CAN	54.065	(30)
R3	582	BREVET Marine	FRA	54.065	(31)
R4	651	GOEDKOOP Joy Rianne	NED	53.773	(33)

JUDGES ASSIGNMENTS WOMEN'S INDIVIDUAL ALL-AROUND FINAL

REVISED 2

FRI 22 OCT 2010 - 19:30

Superior Jury

KIM Nellie
SACCHI Donatella
DOWDELL Kym
YAN Ninan
VALENZO Naomi
ANDRIANOVA Liubov
HARINISHI Yoshie

FIG President
FIG 1st Vice-president
FIG 2nd Vice-president
FIG Vault Supervisor
FIG Uneven Bars Supervisor
FIG Beam Supervisor
FIG Floor Supervisor



Function	Name	NOC Code
D1	LESIVA Oksana	FIG
D2	DOBREVA Tzvetana	FIG
E1	FUNK RAITHEL I.	GER
E2	ZHOU Xiaoling	CHN
E3	RAISANEN M.	FIN
E4	MELLOU Foteini	GRE
E5	STOICA Eliza	ROU
ER1	KAVANAGH O'CALLAGHAN M.	IRL
ER2	LISKAROVA Hana	CZE
Line 1	ARMITAGE Elizabeth Mary	CAN



Function	Name	NOC Code
D1	STOESZ Kathryn Elizabeth	FIG
D2	LAZO ZELAYA I.	FIG
E1	KUDINOVA Svetlana	BLR
E2	RIZZO Maria Fernanda	ARG
E3	ZSILINSZKI Tunde	HUN
E4	MULAZIMOGLU BALLI Ozgur	TUR
E5	HAMILTON Cheryl Ann	USA
ER1	BIGHAM Elizabeth Anne	AUS
ER2	MURTONEN Satu Sirpa	FIN
Timer 1	KOVAC Marjeta	SLO
Timer 2	KOTULICOVA Viera	SVK



Function	Name	NOC Code
D1	ENSLOW Avril Dorothy	FIG
D2	CALABRO Monica Liliana	FIG
E1	MILTON Arianne	RSA
E2	GRATT Johanna	AUT
E3	TANKOUCHEVA Neli Nikolova	BUL
E4	NILOVA Olga	UZB
E5	JONES D.	AUS
ER1	SHAI Orna Erena	ISR
ER2	SAKURAI Rieko	JPN
Timer 1	DE WEERD - HEIJNEN Esther	NED



Function	Name	NOC Code
D1	MIHAILESCU-GRIGORAS Anca	FIG
D2	KLAESBERG Sabrina	FIG
E1	HORKA Zuzana	CZE
E2	RATYNSKA-BURY Maria Anna	POL
E3	SABOGAL DE DOMINGUEZ B.	COL
E4	BEVINS Karen Lynn Bryce	NZL
E5	OMELIANCHYK-ZIURKALOV O.	UKR
ER1	LARIO GIMENEZ H.	ARG
ER2	ZETTERMAN M.	SWE
Line 1	GOMEZ Maria Andrea	MEX
Line 2	SHEVCHENKO Elena	RUS
Timer 1	VAN DOOREN Marleen	BEL

Legend:

Dx Panel Difficulty judges

Ex Panel Execution judges



Vault



Uneven Bars





Beam



Floor

RESULTS WOMEN'S INDIVIDUAL ALL-AROUND FINAL

FRI 22 OCT 2010 - 19:30

Rank	Bib	Name	NOC Code					Total
1	690	MUSTAFINA Aliya	RUS	15.666	15.300	15.033	15.033	61.032
2	541	JIANG Yuyuan	CHN	14.833	15.533	15.066	14.566	59.998
3	716	BROSS Rebecca	USA	14.700	14.933	14.100	15.233	58.966
4	544	HUANG Qiushuang	CHN	14.766	15.200	14.700	13.700	58.366
5	678	PORGRAS Ana	ROU	13.966	14.466	15.433	14.300	58.165
6	508	MITCHELL Lauren	AUS	14.733	13.900	14.900	14.600	58.133
7	691	NABIEVA Tatiana	RUS	15.466	15.133	13.266	13.433	57.298
8	702	KAESLIN Ariella	SUI	15.300	13.700	14.200	13.700	56.900
9	680	HAIDU Raluca Oana	ROU	14.666	13.400	14.466	13.800	56.332
10	728	LOPEZ Jessica	VEN	14.433	13.966	13.866	14.033	56.298
11	627	FERRARI Vanessa	ITA	13.833	13.866	14.233	14.233	56.165
12	593	SEITZ Elisabeth	GER	14.766	14.733	13.458	13.200	56.157
13	720	RAISMAN Alexandra	USA	14.900	11.700	14.466	14.633	55.699
14	504	BONORA Georgia	AUS	13.966	13.833	14.466	13.433	55.698
15	529	FERNANDES BARBOSA J.	BRA	14.866	12.900	14.166	13.733	55.665
16	588	WHELAN Hannah	GBR	13.866	13.433	14.200	14.000	55.499
17	631	TANAKA Rie	JPN	14.033	14.066	13.900	13.333	55.332
18	532	MATIAS HYPOLITO D.	BRA	14.100	13.000	14.066	14.100	55.266
19	649	VAN GERNER Celine	NED	13.866	14.100	13.000	14.200	55.166
20	659	PIHAN-KULESZA Marta	POL	13.766	12.500	14.333	14.133	54.732
21	629	TSURUMI Koko	JPN	13.866	12.900	14.600	13.300	54.666
22	591	HIBBERT Nicole	GBR	13.966	14.000	13.200	13.400	54.566
23	580	MALAUSSENA Aurelie	FRA	14.166	13.966	14.033	12.100	54.265
24	623	PREZIOSA Elisabetta	ITA	13.933	11.700	14.200	13.100	52.933

Note:

Underlined totals indicates starting apparatus

Legend:



Vault



Uneven Bars



Beam



Floor

LIST OF QUALIFIERS WOMEN'S APPARATUS FINALS

SAT 23 OCT 2010 - 13:30



Qualifying Order	Bib	Name	NOC Code	Qual. Score
1	690	MUSTAFINA Aliya	RUS	15.283
2	721	SACRAMONE Alicia	USA	15.266
3	529	FERNANDES BARBOSA Jade	BRA	14.633
4	693	KURBATOVA Ekaterina	RUS	14.633
5	702	KAESLIN Ariella	SUI	14.603
6	635	JO Hyunjoo	KOR	14.250
7	745	CAIRNS Imogen	GBR	14.195
8	679	CHELARU Diana Maria	ROU	14.016
Reserves				
R1	544	HUANG Qiushuang	CHN	14.016
R2	647	ESTRADA MARTINEZ Y.	MEX	13.899
R3	591	HIBBERT Nicole	GBR	13.866



Qualifying Order	Bib	Name	NOC Code	Qual. Score
1	542	HE Kexin	CHN	16.066
2	544	HUANG Qiushuang	CHN	15.666
3	586	TWEDDLE Elizabeth	GBR	15.600
4	690	MUSTAFINA Aliya	RUS	15.300
5	593	SEITZ Elisabeth	GER	14.966
6	716	BROSS Rebecca	USA	14.933
7	678	PORGRAS Ana	ROU	14.733
8	718	SLOAN Bridget	USA	14.700
Reserves				
R1	691	NABIEVA Tatiana	RUS	14.700
R2	587	DOWNIE Rebecca	GBR	14.300
R3	507	MILLER Larissa	AUS	14.300



Qualifying Order	Bib	Name	NOC Code	Qual. Score
1	678	PORGRAS Ana	ROU	15.266
2	716	BROSS Rebecca	USA	15.266
3	751	DEMENTYEVA Anna	RUS	15.133
4	545	DENG Linlin	CHN	15.100
5	508	MITCHELL Lauren	AUS	14.966
6	690	MUSTAFINA Aliya	RUS	14.933
7	721	SACRAMONE Alicia	USA	14.866
8	710	DEMYANCHUK Yana	UKR	14.533
Reserves				
R1	623	PREZIOSA Elisabetta	ITA	14.525
R2	544	HUANG Qiushuang	CHN	14.466
R3	659	PIHAN-KULESZA Marta	POL	14.400



Qualifying Order	Bib	Name	NOC Code	Qual. Score
1	690	MUSTAFINA Aliya	RUS	14.833
2	689	AFANASYEVA Ksenia	RUS	14.766
3	677	IZBASA Sandra Raluca	ROU	14.766
4	543	SUI Lu	CHN	14.633
5	508	MITCHELL Lauren	AUS	14.466
6	679	CHELARU Diana Maria	ROU	14.466
7	627	FERRARI Vanessa	ITA	14.458
8	720	RAISMAN Alexandra	USA	14.383
Reserves				
R1	649	VAN GERNER Celine	NED	14.266
R2	588	WHELAN Hannah	GBR	14.233
R3	716	BROSS Rebecca	USA	14.166

Legend:

Qual. Qualification

Rx Reserve



Vault



Uneven Bars



Beam



Floor

JUDGES ASSIGNEMENT APPARATUS FINALS

REVISED

SAT 23 OCT 2010 - 13:30

Superior Jury

KIM Nellie
SACCHI Donatella
DOWDELL Kym
YAN Ninan
VALENZO Naomi
ANDRIANOVA Liubov
HARINISHI Yoshie

FIG President
FIG 1st Vice-president
FIG 2nd Vice-president
FIG Vault Supervisor
FIG Uneven Bars Supervisor
FIG Beam Supervisor
FIG Floor Supervisor



Function	Name	NOC Code
D1	LESIVA Oksana	FIG
D2	DOBREVA Tzvetana	FIG
E1	MILTON Arianne	RSA
E2	CARTONI Anna Claudia	ITA
E3	OMELIANCHYK-ZIURKALOV O.	UKR
E4	YAMADA Mayumi	JPN
E5	DE WEERD - HEIJNEN Esther	NED
ER1	ZETTERMAN M.	SWE
ER2	KAVANAGH O'CALLAGHAN M.	IRL
Line 1	ARMITAGE Elizabeth Mary	CAN



Function	Name	NOC Code
D1	STOESZ Kathryn Elizabeth	FIG
D2	LAZO ZELAYA I.	FIG
E1	KOVAC Marjeta	SLO
E2	FRAUENKNECHT-BERGUNDTHAL	SUI
E3	CALLON Corinne Elisabeth	FRA
E4	BEVINS Karen Lynn Bryce	NZL
E5	KRISCHOK SALEWSKI Maike	GER
ER1	LARIO GIMENEZ H.	ARG
ER2	MURTONEN Satu Sirpa	FIN
Timer 1	VAN DOOREN Marleen	BEL
Timer 2	KOSHEL Antonina	BLR



Function	Name	NOC Code
D1	ENSLow Avril Dorothy	FIG
D2	CALABRO Monica Liliana	FIG
E1	GOMEZ Maria Andrea	MEX
E2	SAWASATO Yumi Yamamoto	BRA
E3	COLAGIURI Helen	AUS
E4	HORKA Zuzana	CZE
E5	GRATT Johanna	AUT
ER1	SAKURAI Rieko	JPN
ER2	SHAI Orna Erena	ISR
Timer 1	UBIA CARNICER Montserrat	ESP



Function	Name	NOC Code
D1	MIHAILESCU-GRIGORAS Anca	FIG
D2	KLAESBERG Sabrina	FIG
E1	RATYNSKA-BURY Maria Anna	POL
E2	MULAZIMOGLU BALLI Ozgur	TUR
E3	SABOGAL DE DOMINGUEZ B.	COL
E4	MALONE Carol Ann	GBR
E5	LAMANDA Marina Mabel	ARG
ER1	LISKAROVA Hana	CZE
ER2	BIGHAM Elizabeth Anne	AUS
Line 1	TANKOUCHEVA Neli Nikolova	BUL
Line 2	PARK Nam Mi	KOR
Timer 1	RAISANEN M.	FIN

Legend:

Dx Panel Difficulty judges

Ex Panel Execution judges



Vault



Uneven Bars



Beam



Floor

RESULTS WOMEN'S VAULT FINAL

SAT 23 OCT 2010 - 13:30



Rank	Bib	Name	NOC Code	Vault	D Score	E Score	Pen	Vault	Total
1	721	SACRAMONE Alicia	USA	1	6.300	9.100		15.400	15.200
				2	5.800	9.200		15.000	
2	690	MUSTAFINA Aliya	RUS	1	6.500	9.233		15.733	15.066
				2	5.700	8.800	0.1	14.400	
3	529	FERNANDES BARBOSA J.	BRA	1	5.800	9.133		14.933	14.799
				2	5.600	9.066		14.666	
4	702	KAESLIN Ariella	SUI	1	6.300	8.866		15.166	14.783
				2	5.800	8.700	0.1	14.400	
5	691	NABIEVA Tatiana	RUS	1	5.800	8.933		14.733	14.599
				2	5.700	8.866	0.1	14.466	
6	635	JO Hyunjoo	KOR	1	5.600	8.700		14.300	14.483
				2	5.800	8.866		14.666	
7	679	CHELARU Diana Maria	ROU	1	5.800	8.900		14.700	14.066
				2	4.800	8.633		13.433	
8	745	CAIRNS Imogen	GBR	1	5.300	9.133		14.433	13.999
				2	4.800	8.766		13.566	

Legend:

D Panel Difficulty judges

E Panel Execution judges

Pen Penalty

 Vault

RESULTS
WOMEN'S UNEVEN BARS FINAL

SAT 23 OCT 2010 - 14:55



Rank	Bib	Name	NOC Code	D Score	E Score	Pen	Total
1	586	TWEDDLE Elizabeth	GBR	6.800	8.933		15.733
2	690	MUSTAFINA Aliya	RUS	6.800	8.800		15.600
3	716	BROSS Rebecca	USA	6.200	8.866		15.066
4	718	SLOAN Bridget	USA	6.000	8.666		14.666
5	678	PORGRAS Ana	ROU	6.200	8.400		14.600
6	544	HUANG Qiushuang	CHN	7.000	7.400		14.400
7	542	HE Kexin	CHN	6.300	7.666		13.966
8	593	SEITZ Elisabeth	GER	4.200	6.266		10.466

Legend:

D Panel Difficulty judges

E Panel Execution judges

Pen Penalty



Uneven Bars

RESULTS
WOMEN'S BEAM FINAL

SUN 24 OCT 2010 - 14:30



Rank	Bib	Name	NOC Code	D Score	E Score	Pen	Total
1	678	PORGRAS Ana	ROU	6.500	8.866		15.366
2	716	BROSS Rebecca	USA	6.500	8.733		15.233
2	545	DENG Linlin	CHN	6.600	8.633		15.233
4	508	MITCHELL Lauren	AUS	6.600	8.600		15.200
5	721	SACRAMONE Alicia	USA	6.100	8.966		15.066
6	751	DEMENTYEVA Anna	RUS	6.200	7.766		13.966
7	690	MUSTAFINA Aliya	RUS	5.900	7.866		13.766
8	710	DEMYANCHUK Yana	UKR	6.200	7.533		13.733

Legend:

D Panel Difficulty judges

E Panel Execution judges

Pen Penalty



Beam

RESULTS
WOMEN'S FLOOR EXERCISE FINAL

SUN 24 OCT 2010 - 15:55



Rank	Bib	Name	NOC Code	D Score	E Score	Pen	Total
1	508	MITCHELL Lauren	AUS	5.900	8.933		14.833
2	690	MUSTAFINA Aliya	RUS	5.800	8.966		14.766
2	679	CHELARU Diana Maria	ROU	5.900	8.866		14.766
4	720	RAISMAN Alexandra	USA	5.700	9.016		14.716
5	543	SUI Lu	CHN	5.700	8.966		14.666
6	627	FERRARI Vanessa	ITA	5.500	9.100		14.600
7	677	IZBASA Sandra Raluca	ROU	5.900	8.883	0.8	13.983
8	689	AFANASYEVA Ksenia	RUS	5.800	6.900		12.700

Legend:

D Panel Difficulty judges

E Panel Execution judges

Pen Penalty



Floor

RESULTS WOMEN'S APPARATUS FINALS

SAT 23 OCT 2010 - 13:30



Rank	Bib	Name	NOC Code	Vault 1	Vault 2	Total
1	721	SACRAMONE Alicia	USA	15.400	15.000	15.200
2	690	MUSTAFINA Aliya	RUS	15.733	14.400	15.066
3	529	FERNANDES BARBOSA J.	BRA	14.933	14.666	14.799
4	702	KAESLIN Ariella	SUI	15.166	14.400	14.783
5	691	NABIEVA Tatiana	RUS	14.733	14.466	14.599
6	635	JO Hyunjoo	KOR	14.300	14.666	14.483
7	679	CHELARU Diana Maria	ROU	14.700	13.433	14.066
8	745	CAIRNS Imogen	GBR	14.433	13.566	13.999



Rank	Bib	Name	NOC Code	Total
1	586	TWEDDLE Elizabeth	GBR	15.733
2	690	MUSTAFINA Aliya	RUS	15.600
3	716	BROSS Rebecca	USA	15.066
4	718	SLOAN Bridget	USA	14.666
5	678	PORGRAS Ana	ROU	14.600
6	544	HUANG Qiushuang	CHN	14.400
7	542	HE Kexin	CHN	13.966
8	593	SEITZ Elisabeth	GER	10.466



Rank	Bib	Name	NOC Code	Total
1	678	PORGRAS Ana	ROU	15.366
2	716	BROSS Rebecca	USA	15.233
2	545	DENG Linlin	CHN	15.233
4	508	MITCHELL Lauren	AUS	15.200
5	721	SACRAMONE Alicia	USA	15.066
6	751	DEMENTYEVA Anna	RUS	13.966
7	690	MUSTAFINA Aliya	RUS	13.766
8	710	DEMYANCHUK Yana	UKR	13.733



Rank	Bib	Name	NOC Code	Total
1	508	MITCHELL Lauren	AUS	14.833
2	690	MUSTAFINA Aliya	RUS	14.766
2	679	CHELARU Diana Maria	ROU	14.766
4	720	RAISMAN Alexandra	USA	14.716
5	543	SUI Lu	CHN	14.666
6	627	FERRARI Vanessa	ITA	14.600
7	677	IZBASA Sandra Raluca	ROU	13.983
8	689	AFANASYEVA Ksenia	RUS	12.700

Legend:



Vault



Uneven Bars



Beam



Floor

JUDGES ASSIGNEMENT WOMEN'S TEAM FINAL

WED 20 OCT 2010 - 17:00

Superior Jury

KIM Nellie
SACCHI Donatella
DOWDELL Kym
YAN Ninan
VALENZO Naomi
ANDRIANOVA Liubov
HARINISHI Yoshie

FIG President
FIG 1st Vice-president
FIG 2nd Vice-president
FIG Vault Supervisor
FIG Uneven Bars Supervisor
FIG Beam Supervisor
FIG Floor Supervisor



Function	Name	NOC Code
D1	LESIVA Oksana	FIG
D2	DOBREVA Tzvetana	FIG
E1	GISARI DEMERTZIDOU T.	GRE
E2	VASQUEZ GALVIS R.	COL
E3	URACZ-KOCUR Joanna Janina	POL
E4	UBIA CARNICER Montserrat	ESP
E5	VAN DOOREN Marleen	BEL
ER1	MURTONEN Satu Sirpa	FIN
ER2	ZETTERMAN M.	SWE
Line 1	BEVINS Karen Lynn Bryce	NZL



Function	Name	NOC Code
D1	STOESZ Kathryn Elizabeth	FIG
D2	LAZO ZELAYA I.	FIG
E1	PARK Nam Mi	KOR
E2	GIRAL P.	FRA
E3	SAWASATO Yumi Yamamoto	BRA
E4	RUIZ BELLOSO J.	VEN
E5	LI Lyudmila	UZB
ER1	SAKURAI Rieko	JPN
ER2	LARIO GIMENEZ H.	ARG
Timer 1	FUNK RAITHEL I.	GER
Timer 2	GRATT Johanna	AUT



Function	Name	NOC Code
D1	ENSLOW Avril Dorothy	FIG
D2	CALABRO Monica Liliana	FIG
E1	MACHADO RODRIGUES DE CAR.	POR
E2	ARMITAGE Elizabeth Mary	CAN
E3	COLLAUD Annelore Elfriede	SUI
E4	CHUO Tsui-Hua	TPE
E5	LINDSTROM Karin Maria	SWE
ER1	BIGHAM Elizabeth Anne	AUS
ER2	SHAI Orna Erena	ISR
Timer 1	HORKA Zuzana	CZE



Function	Name	NOC Code
D1	MIHAILESCU-GRIGORAS Anca	FIG
D2	KLAESBERG Sabrina	FIG
E1	LAMANDA Marina Mabel	ARG
E2	SLIUSARCHUK Oksana	UKR
E3	KUDINOVA Svetlana	BLR
E4	KOVAC Marjeta	SLO
E5	MOLEMA - DE JONG Aukje	NED
ER1	KAVANAGH O'CALLAGHAN M.	IRL
ER2	LISKAROVA Hana	CZE
Line 1	LUGO ARELLANO N.	MEX
Line 2	RAISANEN M.	FIN
Timer 1	BJARNADOTTIR Hlin	ISL

Legend:

Dx Panel Difficulty judges

Ex Panel Execution judges



Vault



Uneven Bars







Beam







Floor

RESULTS WOMEN'S TEAM FINAL

WED 20 OCT 2010 - 17:00





Rank	NOC					Total
1	RUS - Russia	<u>45.766</u> (1)	41.899 (7)	43.733 (2)	43.999 (1)	175.397
2	USA - United States	45.666 (2)	<u>44.065</u> (2)	43.799 (1)	41.666 (6)	175.196
3	CHN - China	<u>44.666</u> (3)	44.316 (1)	42.566 (4)	43.233 (2)	174.781
4	ROU - Romania	44.266 (4)	<u>42.232</u> (6)	43.532 (3)	43.066 (3)	173.096
5	JPN - Japan	43.066 (7)	43.633 (3)	42.232 (5)	<u>40.966</u> (7)	169.897
6	AUS - Australia	43.499 (6)	42.533 (5)	<u>40.598</u> (6)	41.999 (5)	168.629
7	GBR - Great Britain	43.732 (5)	42.699 (4)	<u>37.632</u> (8)	42.765 (4)	166.828
8	ITA - Italy	41.965 (8)	41.032 (8)	39.666 (7)	<u>40.766</u> (8)	163.429

Note:
Underlined

Legend:
 Vault
  Uneven Bars
  Beam
  Floor





RESULTS WOMEN'S TEAM FINAL

WED 20 OCT 2010 - 17:00

Rank	Bib	NOC Name					Total	Ind. Ran			
1		RUS - Russia									
	689	AFANASYEVA Ksenia				14.800	14.800	(34)			
	690	MUSTAFINA Aliya	15.633	15.600	15.033	14.666	60.932	(1)			
	691	NABIEVA Tatiana	15.400	12.933			28.333	(23)			
	692	SEMELOVA Ksenia			14.300		14.300	(40)			
	693	KURBATOVA Ekaterina	14.733				14.733	(35)			
	751	DEMENTYEVA Anna		13.366	14.400	14.533	42.299	(14)			
		Total	45.766	(1)	41.899	(7)	43.733	(2)	43.999	(1)	175.397
2		USA - United States									
	716	BROSS Rebecca		14.833	14.866	14.633	44.332	(8)			
	717	CAQUATTO Mackenzie	15.000	14.666			29.666	(20)			
	718	SLOAN Bridget		14.566			14.566	(38)			
	719	LARSON Mattie				12.533	12.533	(43)			
	720	RAISMAN Alexandra	15.066		14.333	14.500	43.899	(9)			
	721	SACRAMONE Alicia	15.600		14.600		30.200	(19)			
		Total	45.666	(2)	44.065	(2)	43.799	(1)	41.666	(6)	175.196
3		CHN - China									
	541	JIANG Yuyuan	14.900	13.433	14.866	14.500	57.699	(2)			
	542	HE Kexin		16.133			16.133	(30)			
	543	SUI Lu			13.000	14.733	27.733	(27)			
	544	HUANG Qiushuang	14.800	14.750		14.000	43.550	(11)			
	545	DENG Linlin			14.700		14.700	(37)			
	546	YANG Yilin	14.966				14.966	(31)			
		Total	44.666	(3)	44.316	(1)	42.566	(4)	43.233	(2)	174.781
4		ROU - Romania									
	677	IZBASA Sandra Raluca	14.700		14.333	14.200	43.233	(12)			
	678	PORGRAS Ana		14.466	15.066	14.133	43.665	(10)			
	679	CHELARU Diana Maria	14.700			14.733	29.433	(21)			
	680	HAIDU Raluca Oana	14.866	13.700			28.566	(22)			
	681	DRAGOI Gabriela		14.066	14.133		28.199	(25)			
		Total	44.266	(4)	42.232	(6)	43.532	(3)	43.066	(3)	173.096
5		JPN - Japan									
	629	TSURUMI Koko	13.866	14.900	14.366	13.866	56.998	(4)			
	630	SHINTAKE Yuko		14.300	13.966		28.266	(24)			
	631	TANAKA Rie	14.300	14.433	13.900	13.400	56.033	(5)			
	632	YAMAGISHI Mai				13.700	13.700	(41)			
	633	OZAWA Momoko	14.900				14.900	(32)			
		Total	43.066	(7)	43.633	(3)	42.232	(5)	40.966	(7)	169.897





RESULTS WOMEN'S TEAM FINAL

WED 20 OCT 2010 - 17:00

Rank	Bib	NOC Name					Total	Ind. Ran
6		AUS - Australia						
	504	BONORA Georgia	13.833	13.933	12.866	13.633	54.265	(6)
	505	BRENNAN Ashleigh			13.866	13.666	27.532	(28)
	506	LITTLE Emily	14.866				14.866	(33)
	507	MILLER Larrissa		14.500			14.500	(39)
	508	MITCHELL Lauren	14.800	14.100	13.866	14.700	57.466	(3)
		Total	43.499 (6)	42.533 (5)	<u>40.598</u> (6)	41.999 (5)	168.629	
7		GBR - Great Britain						
	586	TWEDDLE Elizabeth		15.733		14.666	30.399	(18)
	587	DOWNIE Rebecca	14.733				14.733	(35)
	588	WHELAN Hannah		13.900	14.133	14.066	42.099	(15)
	591	HIBBERT Nicole	14.366	13.066	11.666		39.098	(17)
	745	CAIRNS Imogen	14.633		11.833	14.033	40.499	(16)
		Total	43.732 (5)	42.699 (4)	<u>37.632</u> (8)	42.765 (4)	166.828	
8		ITA - Italy						
	623	PREZIOSA Elisabetta	13.933		14.000		27.933	(26)
	624	PAROLARI Lia			13.500	12.800	26.300	(29)
	626	LICCHETTA Serena	14.066	13.300	12.166	13.633	53.165	(7)
	627	FERRARI Vanessa	13.966	14.066		14.333	42.365	(13)
	628	RANDO Eleonora		13.666			13.666	(42)
		Total	41.965 (8)	41.032 (8)	39.666 (7)	<u>40.766</u> (8)	163.429	

Note:
Underlined

Legend:
Ind. Individual

 Vault  Uneven Bars  Beam  Floor