







Gymnastics

TRABZON2011 11TH EUROPEAN YOUTH OLYMPIC FESTIVAL
AVRUPA GENÇLİK OLİMPİK OYUNLARI



RESULTS

WOMEN'S TEAM COMPETITION

Rank	NOC					Pen.	Total
1	ROU - Romania	(3) 27.450	(2) 26.000	(1) 29.250	(1) 27.850		110.550
2	GER - Germany	(1) 27.850	(1) 26.600	(2) 26.900	(4) 26.050		107.400
3	RUS - Russia	(2) 27.700	(3) 25.900	(4) 25.650	(2) 27.150		106.400
4	UKR - Ukraine	(4) 27.100	(5) 24.900	(7) 25.300	(3) 26.350		103.650
5	NED - Netherlands	(5) 26.700	(4) 25.350	(5) 25.450	(6) 25.550		103.050
6	BLR - Belarus	(8) 25.950	(6) 24.750	(3) 25.800	(9) 24.900		101.400
7	SUI - Switzerland	(7) 26.400	(7) 24.550	(8) 23.350	(8) 25.000		99.300
8	SWE - Sweden	(6) 26.600	(10) 19.950	(6) 25.400	(5) 25.700		97.650
9	AUT - Austria	(9) 25.300	(9) 20.500	(13) 22.450	(7) 25.200		93.450
10	GRE - Greece	(11) 25.000	(8) 21.600	(10) 23.000	(12) 23.050		92.650
11	FIN - Finland	(12) 25.000	(12) 19.250	(9) 23.250	(13) 23.000		90.500
12	IRL - Ireland	(15) 23.850	(13) 18.650	(12) 22.550	(11) 23.500		88.550
13	CZE - Czech Republic	(14) 24.100	(14) 17.750	(11) 22.850	(10) 23.800		88.500
14	LAT - Latvia	(10) 25.300	(11) 19.550	(15) 20.650	(15) 22.900		88.400
15	DEN - Denmark	(13) 24.350	(15) 15.500	(14) 20.700	(14) 23.000		83.550
16	TUR - Turkey	(16) 21.400	(16) 15.400	(16) 20.500	(16) 20.250		77.550







Gymnastics



RESULTS

WOMEN'S TEAM COMPETITION

Rank	Bib	NOC Name					Pen.	Total	Ind. Ran
1		ROU - Romania							
	66	IORDACHE Larissa	14.125	13.450	15.500	14.400		57.800	(1)
	65	GHEORGHE Georgiana	12.550	12.550	13.750	13.400		52.250	(6)
	64	BALEA Maria	12.725	10.950	13.700	13.450		51.100	(9)
Total			(3)	27.450 (2)	26.000 (1)	29.250 (1)	27.850	110.550	
2		GER - Germany							
	33	SCHEDER Sophie	13.050	14.150	13.300	12.000		52.500	(4)
	31	AKYOL Cagla	13.000	12.450	13.600	12.950		52.000	(8)
	32	BERGER Janine	14.150	11.200	11.900	13.100		51.000	(10)
Total			(1)	27.850 (1)	26.600 (2)	26.900 (4)	26.050	107.400	
3		RUS - Russia							
	67	RODIONOVA Anna	13.200	13.200	13.700	13.650		54.100	(2)
	68	SHELGUNOVA Evgeniya	13.825	12.700	11.950	13.500		52.300	(5)
	69	SIDOROVA Kristi	13.550	11.000		11.200		35.750	(47)
Total			(2)	27.700 (3)	25.900 (4)	25.650 (2)	27.150	106.400	
4		UKR - Ukraine							
	85	LIUBYTSKA Daryna	13.550	13.350	13.200	12.800		52.900	(3)
	87	SANKOVA Khrystyna	13.550	10.700	12.100	13.550		49.900	(13)
	86	ROMANCHUK Iryna	12.500	11.550	10.450	11.900		46.050	(27)
Total			(4)	27.100 (5)	24.900 (7)	25.300 (3)	26.350	103.650	
5		NED - Netherlands							
	53	TOP Lisa	13.300	12.950	12.900	12.750		52.050	(7)
	54	NETTEB Chantysya	13.050	12.400	12.500	12.800		50.950	(11)
	52	BATS Elise	12.800	11.150	12.550	12.200		48.700	(19)
Total			(5)	26.700 (4)	25.350 (5)	25.450 (6)	25.550	103.050	
6		BLR - Belarus							
	10	FIADUTSIK Katsiaryna	12.900	12.400	13.250	12.000		50.550	(12)
	11	MIKLASHEVICH Anastasiya	13.000	11.350	11.800	12.900		49.100	(18)
	12	YEKIMENKA Anastasiya	11.600	12.350	12.550	11.150		47.650	(23)
Total			(8)	25.950 (6)	24.750 (3)	25.800 (9)	24.900	101.400	
7		SUI - Switzerland							
	75	SCHULTE Laura	13.100	12.350	11.150	12.700		49.500	(15)
	74	METZGER Sara	13.100	11.750	12.200	12.300		49.350	(17)
	73	BARLOGGIO Caterina	12.700	12.200	10.950	12.200		48.050	(21)
Total			(7)	26.400 (7)	24.550 (8)	23.350 (8)	25.000	99.300	







Gymnastics



RESULTS

WOMEN'S TEAM COMPETITION

Rank	Bib	NOC Name					Pen.	Total	Ind. Ran
8		SWE - Sweden							
	81	RUMBUTIS Julia	13.200	9.650	13.050	13.300		49.500	(14)
	79	VANSTROEM Nicole	12.675	10.300	12.100	12.150		47.650	(22)
	80	ROTHER Ida	12.925	9.250	12.350	12.400		47.000	(25)
		Total	(6) 26.600	(10) 19.950	(6) 25.400	(5) 25.700		97.650	
9		AUT - Austria							
	4	JOCHUM Olivia	12.900	10.750	12.700	13.100		49.450	(16)
	5	MAENNERSDORFER Marlies	12.400	9.750	9.750	11.650		43.550	(36)
	6	METZLER Elena	12.400		9.500	12.100		34.000	(49)
		Total	(9) 25.300	(9) 20.500	(13) 22.450	(7) 25.200		93.450	
10		GRE - Greece							
	34	CHRISTOFILAKI Myropi	12.500	10.250	12.450	10.950		46.000	(28)
	36	SIMOU Maria	12.650	8.650	10.550	12.100		43.950	(35)
	35	PLYTA Evangelia	11.750	11.350	8.850	9.800		41.750	(41)
		Total	(11) 25.000	(8) 21.600	(10) 23.000	(12) 23.050		92.650	
11		FIN - Finland							
	23	KOKKONEN Miina	11.950	10.150	11.350	11.350		45.450	(29)
	24	LEINONEN Maija	12.400	9.100	11.900	11.650		45.050	(30)
	22	DARLINGTON Julia	12.250	8.650	10.200	10.800		41.900	(39)
		Total	(12) 25.000	(12) 19.250	(9) 23.250	(13) 23.000		90.500	
12		IRL - Ireland							
	41	STRAWBRIDGE Sarah	11.700	10.650	10.450	11.600		44.400	(32)
	40	MC PEAK India	12.050	8.000	12.100	11.900		44.150	(33)
		Total	(15) 23.850	(13) 18.650	(12) 22.550	(11) 23.500		88.550	
13		CZE - Czech Republic							
	17	OCHYNSKA Tereza	11.800	10.250	11.400	10.550		44.000	(34)
	18	SCHUSTEROVA Tereza	12.300	7.500	10.350	11.850		42.000	(38)
	16	CHALUPOVA Natalie	11.000	7.450	11.450	11.950		41.850	(40)
		Total	(14) 24.100	(14) 17.750	(11) 22.850	(10) 23.800		88.500	
14		LAT - Latvia							
	50	GRISANE Valerija	13.050	10.600	11.100	12.700		47.550	(24)
	49	VINNICKA Anastasija	12.150	8.950	9.550	10.200		40.850	(42)
		Total	(10) 25.300	(11) 19.550	(15) 20.650	(15) 22.900		88.400	







Gymnastics

TRABZON2011 11TH EUROPEAN YOUTH OLYMPIC FESTIVAL
AVRUPA GENÇLİK OLİMPİK OYUNLARI



RESULTS

WOMEN'S TEAM COMPETITION

Rank	Bib	NOC Name					Pen.	Total	Ind. Ran
15		DEN - Denmark							
	21	TOTH Fanni	11.725	8.300	10.900	11.200		42.450	(37)
	20	EL DABAGH Sarah Sanaya	12.300	7.200	8.400	11.800		39.700	(43)
	19	JOERGENSEN Signe	11.150	6.450	9.800	8.600		36.000	(46)
		Total	(13) 24.350	(15) 15.500	(14) 20.700	(14) 23.000		83.550	
16		TUR - Turkey							
	84	TEMİZEL Fatma	10.150	6.350	10.600	9.800		36.900	(45)
	82	MAMIKOGLU Zeynep	11.250	3.300	9.900	10.450		34.900	(48)
	83	KAS Nida		9.050				9.050	(51)
		Total	(16) 21.400	(16) 15.400	(16) 20.500	(16) 20.250		77.550	







Gymnastics



RESULTS

WOMEN'S QUALIFICATIONS FOR CII

Rank	Bib	Name						Total
47		FASANA Erika	ITA	14,350	13,600	13,500	13,500	55,300
48		MENEGHINI Elisa	ITA	13,425	13,800	13,750	13,500	54,700
46		DEAGOSTINI Francesca	ITA	12,950	13,200	14,450	13,400	54,000
26		KUHM Anne	FRA	13,550	13,250	13,850	13,250	53,900
28		JUPP Gabrielle	GBR	13,050	12,800	13,400	13,350	52,950
33		SCHEDER Sophie	GER	13,050	14,150	13,300	12,000	52,500
31		AKYOL Cagla	GER	13,000	12,450	13,600	12,950	52,000
8		GRAND RY Terri	BEL	13,700	12,550	12,200	13,450	51,900
27		THOBIE Doriane	FRA	12,950	13,350	12,500	12,650	51,450
29		CAIG Abigail	GBR	13,425	11,400	12,700	13,250	51,100
39		MAKRA Noemi	HUN	12,625	13,400	13,150	12,400	51,100
32		BERGER Janine	GER	14,150	11,200	11,900	13,100	51,000
25		CORMORECHE Manon	FRA	13,000	11,600	13,250	12,850	50,700
10		FIADUTSIK Katsiaryna	BLR	12,900	12,400	13,250	12,000	50,550
38		JELENCICSICS Dorina	HUN	13,700	12,600	10,350	13,050	49,650
4		JOCHUM Olivia	AUT	12,900	10,750	12,700	13,100	49,450
11		MIKLASHEVICH Anastasiya	BLR	13,000	11,350	11,800	12,900	49,100
9		RABAUT Ellen	BEL	13,400	9,250	12,800	12,900	48,700
7		DEJARDIN Johanna	BEL	13,500	12,850	10,600	11,700	48,650
12		YEKIMENKA Anastasiya	BLR	11,600	12,350	12,550	11,150	47,650
50		GRISANE Valerija	LAT	13,050	10,600	11,100	12,700	47,550
30		ROMAEO Angel	GBR	12,350	10,850	11,450	12,900	47,550
34		CHRISTOFILAKI Myropi	GRE	12,500	10,250	12,450	10,950	46,000
37		AL-SALTY Dalia	HUN	12,500	10,600	11,350	11,450	45,900
23		KOKKONEN Miina	FIN	11,950	10,150	11,350	11,350	45,450
24		LEINONEN Maija	FIN	12,400	9,100	11,900	11,650	45,050
41		STRAWBRIDGE Sarah	IRL	11,700	10,650	10,450	11,600	44,400
40		MC PEAK India	IRL	12,050	8,000	12,100	11,900	44,150
17		OCHYNSKA Tereza	CZE	11,800	10,250	11,400	10,550	44,000
36		SIMOU Maria	GRE	12,650	8,650	10,550	12,100	43,950
45		OLAFSDOTTIR Hildur	ISL	12,300	8,900	10,600	12,100	43,900
43		JOSEPSDOTTIR Freyja	ISL	12,250	9,300	10,750	11,750	43,750
5		MAENNERSDORFER Marlies	AUT	12,400	9,750	9,750	11,650	43,550
66		IORDACHE Larissa	ROU	14,125	13,450	15,500	14,400	57,800




Gymnastics



RESULTS

WOMEN'S QUALIFICATIONS FOR CII

Rank	Bib	Name						Total
21		TOTH Fanni	DEN	11,725	8,300	10,900	11,200	42,450
18		SCHUSTEROVA Tereza	CZE	12,300	7,500	10,350	11,850	42,000
22		DARLINGTON Julia	FIN	12,250	8,650	10,200	10,800	41,900
16		CHALUPOVA Natalie	CZE	11,000	7,450	11,450	11,950	41,850
35		PLYTA Evangelia	GRE	11,750	11,350	8,850	9,800	41,750
49		VINNICKA Anastasija	LAT	12,150	8,950	9,550	10,200	40,850
67		RODIONOVA Anna	RUS	13,200	13,200	13,700	13,650	54,100
85		LIUBYTSKA Daryna	UKR	13,550	13,350	13,200		40,100
20		EL DABAGH Sarah Sanaya	DEN	12,300	7,200	8,400	11,800	39,700
53		TOP Lisa	NED	13,300	12,950	12,900	12,750	52,050
65		GHEORGHE Georgiana	ROU	12,550	12,550	13,750	13,400	52,250
68		SHELGUNOVA Evgeniya	RUS	13,825	12,700	11,950		38,800
54		NETTEB Chantysa	NED	13,050	12,400	12,500	12,800	50,950
64		BALEA Maria	ROU	12,725	10,950	13,700	13,450	51,100
74		METZGER Sara	SUI	13,100	11,750	12,200		37,050
1		TADEVOSYAN Anahit	ARM	11,850	5,700	9,300	10,150	37,000
75		SCHULTE Laura	SUI	13,100	12,350	11,150		36,800
52		BATS Elise	NED	12,800	11,150	12,550	12,200	48,700
61		MARTINS Filipa	POR	12,600	12,050	11,600	12,150	48,600
87		SANKOVA Khrystyna	UKR	13,550	10,700	12,100		36,350
81		RUMBUTIS Julia	SWE	13,200	9,650	13,050		36,200
59		ELAND Martyna	POL	12,675	11,350	11,750	12,100	48,150
19		JOERGENSEN Signe	DEN	11,150	6,450	9,800	8,600	36,000
73		BARLOGGIO Caterina	SUI	12,700	12,200	10,950		35,850
79		VANSTROEM Nicole	SWE	12,675	10,300	12,100		35,500
80		ROTHER Ida	SWE	12,925	9,250	12,350		34,600
76		MOKOSOVA Barbora	SVK	11,975	9,500	12,500		34,550
86		ROMANCHUK Iryna	UKR	12,500	11,550	10,450		34,150
6		METZLER Elena	AUT	12,400		9,500	12,100	34,000
55		MUNKVOLD Nora	NOR	12,350	9,650	11,500	11,100	44,600
70		RAJCIC Aleksandra	SRB	11,950	9,400	9,050		30,400
60		NAJMARK Kinga	POL	11,600	4,850	12,750	10,250	39,450
58		CZYK Karolina	POL	11,275	8,150	9,750	10,850	39,950
84		TEMİZEL Fatma	TUR	10,150	6,350	10,600		27,100







Gymnastics



RESULTS

WOMEN'S QUALIFICATIONS FOR CII

Rank	Bib	Name						Total
69		SIDOROVA Kristi	RUS	13,550	11,000			24,550
82		MAMIKOGLU Zeynep	TUR	11,250	3,300	9,900		24,450
13		KAJIC Ema	CRO	13,100				13,400
83		KAS Nida	TUR		9,050			9,050




Gymnastics



RESULTS

WOMEN'S VAULT 2 ATTEMPTS QUALIFICATION



Rank	Bib	Name	NOC	Vault	D Score	E Score	Pen.	Vault Score	Total
1.	47	FASANA Erika	ITA	1	5,80	8.90		14,700	14.350 Q
				2	5,30	8.70		14,000	
2.	32	BERGER Janine	GER	1	6,30	8.50		14,800	14.150 Q
				2	5,20	8.30		13,500	
3.	66	IORDACHE Larissa	ROU	1	5,80	8.65		14,450	14.125 Q
				2	5,00	8.80		13,800	
4.	68	SHELGUNOVA Evgeniya	RUS	1	5,80	8.35		14,150	13.825 Q
				2	5,00	8.50		13,500	
5.	38	JELENCICSICS Dorina	HUN	1	5,00	8.65		13,650	13.700 Q
				2	5,30	8.45		13,750	
6.	48	MENEGHINI Elisa	ITA	1	5,00	8.65		13,650	13.425 Q
				2	4,40	8.80		13,200	
7.	29	CAIG Abigail	GBR	1	5,00	8.75		13,750	13.425 Q
				2	4,40	8.70		13,100	
8.	9	RABAUT Ellen	BEL	1	5,00	8.75		13,750	13.400 Q
				2	4,40	8.65		13,050	
9.	53	TOP Lisa	NED	1	5,00	8.45		13,450	13.300 R
				2	4,60	8.55		13,150	
10.	67	RODIONOVA Anna	RUS	1	5,00	8.55		13,550	13.200 R
				2	4,40	8.45		12,850	
11.	81	RUMBUTIS Julia	SWE	1	5,00	8.50		13,500	13.200 R
				2	4,60	8.40	0.10	13,100	
12.	75	SCHULTE Laura	SUI	1	5,00	8.40	0.10	13,500	13.100
				2	4,40	8.50		12,900	
13.	13	KAJIC Ema	CRO	1	5,00	8.50	0.10	13,600	13.100
				2	4,40	8.40		12,800	
14.	28	JUPP Gabrielle	GBR	1	5,00	8.40		13,400	13.050
				2	4,60	8.10		12,700	
15.	54	NETTEB Chantysa	NED	1	5,20	8.35	0.30	13,850	13.050
				2	4,60	8.35	0.10	13,050	
16.	50	GRISANE Valerija	LAT	1	4,60	8.55		13,150	13.050
				2	4,60	8.35		12,950	

Data service provided by France Promo Gym - www.francepromogym.com

Heure: 21:23
Date: 27-07-2011
Page: 1 / 4






Gymnastics



RESULTS

WOMEN'S VAULT 2 ATTEMPTS QUALIFICATION



Rank	Bib	Name	NOC	Vault	D Score	E Score	Pen.	Vault Score	Total
17.	11	MIKLASHEVICH Anastasiya	BLR	1	4,60	8.45		13,050	13.000
				2	4,40	8.55		12,950	
18.	80	ROTHE Ida	SWE	1	4,80	8.20		13,000	12.925
				2	4,40	8.45		12,850	
19.	64	BALEA Maria	ROU	1	5,20	7.90	0.10	13,200	12.725
				2	4,20	8.25		12,450	
20.	79	VANSTROEM Nicole	SWE	1	5,00	8.10		13,100	12.675
				2	4,40	7.85		12,250	
21.	59	ELAND Martyna	POL	1	4,80	8.15		12,950	12.675
				2	4,20	8.20		12,400	
22.	39	MAKRA Noemi	HUN	1	5,00	7.15		12,150	12.625
				2	4,60	8.50		13,100	
23.	61	MARTINS Filipa	POR	1	4,40	8.40		12,800	12.600
				2	3,80	8.60		12,400	
24.	65	GHEORGHE Georgiana	ROU	1	4,60	8.25	0.30	13,150	12.550
				2	4,40	8.25	0.10	12,750	
25.	86	ROMANCHUK Iryna	UKR	1	5,00	7.15		12,150	12.500
				2	4,60	8.25		12,850	
26.	34	CHRISTOFILAKI Myropi	GRE	1	5,00	7.65	0.30	12,950	12.500
				2	4,40	8.25		12,650	
27.	20	EL DABAGH Sarah Sanaya	DEN	1	4,20	8.10		12,300	12.300
				2	4,00	8.30		12,300	
28.	43	JOSEPSDOTTIR Freyja	ISL	1	4,40	7.55		11,950	12.250
				2	4,60	7.95		12,550	
29.	40	MC PEAK India	IRL	1	4,20	7.95		12,150	12.050
				2	4,00	7.95		11,950	
30.	76	MOKOSOVA Barbora	SVK	1	4,40	8.15		12,550	11.975
				2	4,40	7.00		11,400	
31.	23	KOKKONEN Miina	FIN	1	4,20	8.40		12,600	11.950
				2	4,00	7.30		11,300	
32.	21	TOTH Fanni	DEN	1	4,20	7.85		12,050	11.725
				2	4,00	7.40		11,400	

Data service provided by France Promo Gym - www.francepromogym.com

Heure: 21:23
Date: 27-07-2011
Page: 2 / 4






Gymnastics



RESULTS

WOMEN'S VAULT 2 ATTEMPTS QUALIFICATION



Rank	Bib	Name	NOC	Vault	D Score	E Score	Pen.	Vault Score	Total
33.	41	STRAWBRIDGE Sarah	IRL	1	4,00	7.80	0.10	11,900	11.700
				2	3,80	7.90		11,700	
34.	58	CZYK Karolina	POL	1	4,20	7.00		11,200	11.275
				2	4,40	6.95		11,350	
35.	19	JOERGENSEN Signe	DEN	1	4,20	6.95		11,150	11.150
				2	4,40	6.75		11,150	




Gymnastics



RESULTS

WOMEN'S UNEVEN BARS QUALIFICATION



Rank	Bib	Name	NOC	D Score	E Score	Pen.	Total	
1.	33	SCHEDER Sophie	GER	5,80	8,35		14.150	Q
2.	48	MENEGHINI Elisa	ITA	5,20	8,60		13.800	Q
3.	47	FASANA Erika	ITA	5,20	8,40		13.600	Q
4.	66	IORDACHE Larissa	ROU	5,80	7,65		13.450	Q
5.	39	MAKRA Noemi	HUN	5,10	8,30		13.400	Q
6.	27	THOBIE Doriane	FRA	5,30	8,05		13.350	Q
7.	85	LIUBYTSKA Daryna	UKR	5,40	7,95		13.350	Q
8.	26	KUHM Anne	FRA	5,20	8,05		13.250	Q
9.	46	DEAGOSTINI Francesca	ITA	5,30	7,90		13.200	
10.	67	RODIONOVA Anna	RUS	5,60	7,60		13.200	R
11.	53	TOP Lisa	NED	5,40	7,55		12.950	R
12.	7	DEJARDIN Johanna	BEL	5,10	7,75		12.850	R
13.	28	JUPP Gabrielle	GBR	4,90	7,90		12.800	
14.	68	SHELGUNOVA Evgeniya	RUS	5,70	7,00		12.700	
15.	38	JELENCSICS Dorina	HUN	5,10	7,50		12.600	
16.	65	GHEORGHE Georgiana	ROU	5,10	7,45		12.550	
17.	8	GRAND RY Terri	BEL	5,40	7,15		12.550	
18.	31	AKYOL Cagla	GER	5,50	6,95		12.450	
19.	10	FIADUTSIK Katsiaryna	BLR	4,70	7,70		12.400	
20.	54	NETTEB Chantysha	NED	4,80	7,60		12.400	
21.	75	SCHULTE Laura	SUI	5,10	7,25		12.350	
22.	12	YEKIMENKA Anastasiya	BLR	4,20	8,15		12.350	
23.	73	BARLOGGIO Caterina	SUI	4,90	7,30		12.200	
24.	61	MARTINS Filipa	POR	5,10	6,95		12.050	
25.	74	METZGER Sara	SUI	4,70	7,05		11.750	
26.	25	CORMORECHE Manon	FRA	5,00	6,60		11.600	
27.	86	ROMANCHUK Iryna	UKR	4,80	6,75		11.550	
28.	29	CAIG Abigail	GBR	4,30	7,10		11.400	
29.	11	MIKLASHEVICH Anastasiya	BLR	5,00	6,35		11.350	
30.	59	ELAND Martyna	POL	4,80	6,55		11.350	
31.	35	PLYTA Evangelia	GRE	5,30	6,05		11.350	
32.	32	BERGER Janine	GER	4,60	6,60		11.200	
33.	52	BATS Elise	NED	5,00	6,15		11.150	
34.	69	SIDOROVA Kristi	RUS	4,70	6,30		11.000	

Data service provided by France Promo Gym - www.francepromogym.com

Heure: 21:21
Date: 27-07-2011
Page: 1 / 3




Gymnastics



RESULTS

WOMEN'S UNEVEN BARS QUALIFICATION



Rank	Bib	Name	NOC	D Score	E Score	Pen.	Total
35.	64	BALEA Maria	ROU	4,40	6,55		10.950
36.	30	ROMAEO Angel	GBR	4,70	6,15		10.850
37.	4	JOCHUM Olivia	AUT	4,20	6,55		10.750
38.	87	SANKOVA Khrystyna	UKR	5,20	5,50		10.700
39.	41	STRAWBRIDGE Sarah	IRL	4,20	6,45		10.650
40.	50	GRISANE Valerija	LAT	3,50	7,10		10.600
41.	37	AL-SALTY Dalia	HUN	4,10	6,50		10.600
42.	79	VANSTROEM Nicole	SWE	4,60	5,70		10.300
43.	34	CHRISTOFILAKI Myropi	GRE	4,80	5,45		10.250
44.	17	OCHYNSKA Tereza	CZE	4,10	6,15		10.250
45.	23	KOKKONEN Miina	FIN	2,50	7,65		10.150
46.	5	MAENNERSDORFER Marlies	AUT	2,40	7,35		9.750
47.	81	RUMBUTIS Julia	SWE	5,00	4,65		9.650
48.	55	MUNKVOLD Nora	NOR	3,10	6,55		9.650
49.	76	MOKOSOVA Barbora	SVK	4,60	4,90		9.500
50.	70	RAJCIC Aleksandra	SRB	3,20	6,20		9.400
51.	43	JOSEPSDOTTIR Freyja	ISL	2,40	6,90		9.300
52.	9	RABAUT Ellen	BEL	3,90	5,35		9.250
53.	80	ROTHE Ida	SWE	4,10	5,15		9.250
54.	24	LEINONEN Maija	FIN	3,40	5,70		9.100
55.	83	KAS Nida	TUR	1,50	7,55		9.050
56.	49	VINNICKA Anastasija	LAT	2,00	6,95		8.950
57.	45	OLAFSDOTTIR Hildur	ISL	2,70	6,20		8.900
58.	36	SIMOU Maria	GRE	4,20	4,45		8.650
59.	22	DARLINGTON Julia	FIN	3,20	5,45		8.650
60.	21	TOTH Fanni	DEN	1,90	6,40		8.300
61.	58	CZYK Karolina	POL	2,20	5,95		8.150
62.	40	MC PEAK India	IRL	4,00	4,00		8.000
63.	18	SCHUSTEROVA Tereza	CZE	3,70	3,80		7.500
64.	16	CHALUPOVA Natalie	CZE	3,20	4,25		7.450
65.	20	EL DABAGH Sarah Sanaya	DEN	1,50	5,70		7.200
66.	19	JOERGENSEN Signe	DEN	1,50	4,95		6.450
67.	84	TEMIZEL Fatma	TUR	2,70	3,65		6.350
68.	1	TADEVOSYAN Anahit	ARM	2,80	2,90		5.700

Data service provided by France Promo Gym - www.francepromogym.com

Heure: 21:21
Date: 27-07-2011
Page: 2 / 3






Gymnastics



RESULTS WOMEN'S UNEVEN BARS QUALIFICATION



Rank	Bib	Name	NOC	D Score	E Score	Pen.	Total
69.	60	NAJMARK Kinga	POL	1,80	3,05		4.850
70.	82	MAMIKOGLU Zeynep	TUR	1,30	2,00		3.300




Gymnastics



RESULTS

WOMEN'S BEAM QUALIFICATION



Rank	Bib	Name	NOC	D Score	E Score	Pen.	Total	
1.	66	IORDACHE Larissa	ROU	6,50	9,00		15.500	Q
2.	46	DEAGOSTINI Francesca	ITA	5,80	8,65		14.450	Q
3.	26	KUHM Anne	FRA	5,50	8,35		13.850	Q
4.	65	GHEORGHE Georgiana	ROU	5,30	8,45		13.750	Q
5.	48	MENEGHINI Elisa	ITA	5,40	8,35		13.750	Q
6.	67	RODIONOVA Anna	RUS	5,50	8,20		13.700	Q
7.	64	BALEA Maria	ROU	5,80	7,90		13.700	
8.	31	AKYOL Cagla	GER	5,80	7,80		13.600	Q
9.	47	FASANA Erika	ITA	5,30	8,20		13.500	
10.	28	JUPP Gabrielle	GBR	5,80	7,60		13.400	Q
11.	33	SCHEDER Sophie	GER	5,20	8,10		13.300	R
12.	25	CORMORECHE Manon	FRA	5,10	8,15		13.250	R
13.	10	FIADUTSIK Katsiaryna	BLR	4,90	8,35		13.250	R
14.	85	LIUBYTSKA Daryna	UKR	5,60	7,60		13.200	
15.	39	MAKRA Noemi	HUN	5,20	7,95		13.150	
16.	81	RUMBUTIS Julia	SWE	5,20	7,85		13.050	
17.	53	TOP Lisa	NED	5,20	7,70		12.900	
18.	9	RABAUT Ellen	BEL	4,80	8,00		12.800	
19.	60	NAJMARK Kinga	POL	4,80	7,95		12.750	
20.	29	CAIG Abigail	GBR	5,70	7,00		12.700	
21.	4	JOCHUM Olivia	AUT	4,80	7,90		12.700	
22.	52	BATS Elise	NED	4,60	7,95		12.550	
23.	12	YEKIMENKA Anastasiya	BLR	4,70	7,85		12.550	
24.	27	THOBIE Doriane	FRA	4,90	7,60		12.500	
25.	54	NETTEB Chantysha	NED	4,50	8,00		12.500	
26.	76	MOKOSOVA Barbora	SVK	4,90	7,60		12.500	
27.	34	CHRISTOFILAKI Myropi	GRE	5,00	7,45		12.450	
28.	80	ROTHE Ida	SWE	4,70	7,65		12.350	
29.	8	GRAND RY Terri	BEL	4,90	7,30		12.200	
30.	74	METZGER Sara	SUI	4,70	7,50		12.200	
31.	87	SANKOVA Khrystyna	UKR	5,20	6,90		12.100	
32.	79	VANSTROEM Nicole	SWE	4,70	7,40		12.100	
33.	40	MC PEAK India	IRL	5,10	7,00		12.100	
34.	68	SHELGUNOVA Evgeniya	RUS	4,70	7,25		11.950	

Data service provided by France Promo Gym - www.francepromogym.com

Heure: 21:22
Date: 27-07-2011
Page: 1 / 3




Gymnastics



RESULTS

WOMEN'S BEAM QUALIFICATION



Rank	Bib	Name	NOC	D Score	E Score	Pen.	Total
35.	32	BERGER Janine	GER	4,90	7,00		11.900
36.	24	LEINONEN Maija	FIN	4,70	7,20		11.900
37.	11	MIKLASHEVICH Anastasiya	BLR	4,70	7,10		11.800
38.	59	ELAND Martyna	POL	4,40	7,35		11.750
39.	61	MARTINS Filipa	POR	5,20	6,40		11.600
40.	55	MUNKVOLD Nora	NOR	4,60	6,90		11.500
41.	30	ROMAEO Angel	GBR	5,30	6,15		11.450
42.	16	CHALUPOVA Natalie	CZE	4,20	7,25		11.450
43.	17	OCHYNSKA Tereza	CZE	4,60	6,80		11.400
44.	37	AL-SALTY Dalia	HUN	4,80	6,55		11.350
45.	23	KOKKONEN Miina	FIN	4,40	6,95		11.350
46.	75	SCHULTE Laura	SUI	4,80	6,35		11.150
47.	50	GRISANE Valerija	LAT	5,20	5,90		11.100
48.	73	BARLOGGIO Caterina	SUI	4,70	6,25		10.950
49.	21	TOTH Fanni	DEN	4,30	6,60		10.900
50.	43	JOSEPSDOTTIR Freyja	ISL	4,30	6,45		10.750
51.	7	DEJARDIN Johanna	BEL	5,40	5,20		10.600
52.	45	OLAFSDOTTIR Hildur	ISL	4,50	6,10		10.600
53.	84	TEMIZEL Fatma	TUR	4,00	6,60		10.600
54.	36	SIMOU Maria	GRE	4,50	6,05		10.550
55.	86	ROMANCHUK Iryna	UKR	5,00	5,45		10.450
56.	41	STRAWBRIDGE Sarah	IRL	4,10	6,35		10.450
57.	38	JELENCICS Dorina	HUN	4,80	5,55		10.350
58.	18	SCHUSTEROVA Tereza	CZE	3,80	6,55		10.350
59.	22	DARLINGTON Julia	FIN	4,70	5,50		10.200
60.	82	MAMIKOGLU Zeynep	TUR	3,60	6,30		9.900
61.	19	JOERGENSEN Signe	DEN	4,20	5,60		9.800
62.	5	MAENNERSDORFER Marlies	AUT	4,50	5,25		9.750
63.	58	CZYK Karolina	POL	3,70	6,05		9.750
64.	49	VINNICKA Anastasija	LAT	3,80	5,75		9.550
65.	6	METZLER Elena	AUT	5,00	4,50		9.500
66.	1	TADEVOSYAN Anahit	ARM	4,00	5,30		9.300
67.	70	RAJCIC Aleksandra	SRB	3,20	5,85		9.050
68.	35	PLYTA Evangelia	GRE	4,90	3,95		8.850

Data service provided by France Promo Gym - www.francepromogym.com

Heure: 21:22
Date: 27-07-2011
Page: 2 / 3






Gymnastics



RESULTS WOMEN'S BEAM QUALIFICATION



Rank	Bib	Name	NOC	D Score	E Score	Pen.	Total
69.	20	EL DABAGH Sarah Sanaya	DEN	3,80	4,60		8.400




Gymnastics



RESULTS

WOMEN'S FLOOR EXERCISE QUALIFICATION



Rank	Bib	Name	NOC	D Score	E Score	Pen.	Total	
1.	66	IORDACHE Larissa	ROU	5,80	8,60		14.400	Q
2.	67	RODIONOVA Anna	RUS	5,30	8,35		13.650	Q
3.	87	SANKOVA Khrystyna	UKR	5,40	8,15		13.550	Q
4.	48	MENEGHINI Elisa	ITA	5,20	8,30		13.500	Q
5.	47	FASANA Erika	ITA	5,40	8,10		13.500	Q
6.	68	SHELGUNOVA Evgeniya	RUS	5,40	8,10		13.500	Q
7.	8	GRAND RY Terri	BEL	5,30	8,15		13.450	Q
8.	64	BALEA Maria	ROU	5,30	8,15		13.450	Q
9.	46	DEAGOSTINI Francesca	ITA	5,40	8,00		13.400	
10.	65	GHEORGHE Georgiana	ROU	5,30	8,10		13.400	
11.	28	JUPP Gabrielle	GBR	5,30	8,05		13.350	R
12.	81	RUMBUTIS Julia	SWE	5,50	7,80		13.300	R
13.	26	KUHM Anne	FRA	5,00	8,25		13.250	
14.	29	CAIG Abigail	GBR	5,20	8,05		13.250	R
15.	4	JOCHUM Olivia	AUT	4,90	8,20		13.100	
16.	32	BERGER Janine	GER	5,30	7,80		13.100	
17.	38	JELENCICS Dorina	HUN	5,40	7,65		13.050	
18.	31	AKYOL Cagla	GER	5,40	7,55		12.950	
19.	11	MIKLASHEVICH Anastasiya	BLR	4,90	8,00		12.900	
20.	9	RABAUT Ellen	BEL	5,10	7,80		12.900	
21.	30	ROMAEO Angel	GBR	5,00	7,90		12.900	
22.	25	CORMORECHE Manon	FRA	4,80	8,05		12.850	
23.	85	LIUBYTSKA Daryna	UKR	5,00	7,90	0,10	12.800	
24.	54	NETTEB Chantysha	NED	4,90	7,90		12.800	
25.	53	TOP Lisa	NED	5,20	7,75	0,20	12.750	
26.	75	SCHULTE Laura	SUI	4,90	7,80		12.700	
27.	50	GRISANE Valerija	LAT	5,00	7,70		12.700	
28.	27	THOBIE Doriane	FRA	5,00	7,75	0,10	12.650	
29.	39	MAKRA Noemi	HUN	4,90	7,60	0,10	12.400	
30.	80	ROTHE Ida	SWE	4,70	7,70		12.400	
31.	74	METZGER Sara	SUI	4,90	7,40		12.300	
32.	52	BATS Elise	NED	4,70	7,50		12.200	
33.	73	BARLOGGIO Caterina	SUI	4,50	7,80	0,10	12.200	
34.	61	MARTINS Filipa	POR	4,90	7,35	0,10	12.150	

Data service provided by France Promo Gym - www.francepromogym.com

Heure: 21:45
Date: 27-07-2011
Page: 1 / 3






Gymnastics



RESULTS

WOMEN'S FLOOR EXERCISE QUALIFICATION



Rank	Bib	Name	NOC	D Score	E Score	Pen.	Total
35.	79	VANSTROEM Nicole	SWE	4,80	7,45	0,10	12.150
36.	59	ELAND Martyna	POL	5,00	7,20	0,10	12.100
37.	6	METZLER Elena	AUT	4,60	7,50		12.100
38.	76	MOKOSOVA Barbora	SVK	4,70	7,40		12.100
39.	45	OLAFSDOTTIR Hildur	ISL	4,80	7,30		12.100
40.	36	SIMOU Maria	GRE	4,90	7,30	0,10	12.100
41.	33	SCHEDER Sophie	GER	5,00	7,00		12.000
42.	10	FIADUTSIK Katsiaryna	BLR	4,40	7,60		12.000
43.	16	CHALUPOVA Natalie	CZE	4,60	7,35		11.950
44.	86	ROMANCHUK Iryna	UKR	5,10	7,10	0,30	11.900
45.	40	MC PEAK India	IRL	4,90	7,10	0,10	11.900
46.	18	SCHUSTEROVA Tereza	CZE	4,60	7,25		11.850
47.	20	EL DABAGH Sarah Sanaya	DEN	4,40	7,40		11.800
48.	43	JOSEPSDOTTIR Freyja	ISL	4,40	7,35		11.750
49.	7	DEJARDIN Johanna	BEL	4,90	6,80		11.700
50.	24	LEINONEN Maija	FIN	4,50	7,15		11.650
51.	5	MAENNERSDORFER Marlies	AUT	3,70	7,95		11.650
52.	41	STRAWBRIDGE Sarah	IRL	4,80	7,10	0,30	11.600
53.	37	AL-SALTY Dalia	HUN	5,10	6,35		11.450
54.	23	KOKKONEN Miina	FIN	4,40	6,95		11.350
55.	69	SIDOROVA Kristi	RUS	5,00	6,50	0,30	11.200
56.	21	TOTH Fanni	DEN	3,90	7,30		11.200
57.	12	YEKIMENKA Anastasiya	BLR	4,70	6,75	0,30	11.150
58.	55	MUNKVOLD Nora	NOR	3,90	7,30	0,10	11.100
59.	34	CHRISTOFILAKI Myropi	GRE	4,50	6,45		10.950
60.	58	CZYK Karolina	POL	3,80	7,05		10.850
61.	22	DARLINGTON Julia	FIN	3,50	7,40	0,10	10.800
62.	70	RAJCIC Aleksandra	SRB	3,60	7,00		10.600
63.	17	OCHYNSKA Tereza	CZE	4,50	6,15	0,10	10.550
64.	82	MAMIKOGLU Zeynep	TUR	3,20	7,25		10.450
65.	60	NAJMARK Kinga	POL	4,60	5,65		10.250
66.	49	VINNICKA Anastasiya	LAT	4,20	6,00		10.200
67.	1	TADEVOSYAN Anahit	ARM	4,00	6,15		10.150
68.	35	PLYTA Evangelia	GRE	3,90	7,30	1,40	9.800

Data service provided by France Promo Gym - www.francepromogym.com

Heure: 21:45
Date: 27-07-2011
Page: 2 / 3






Gymnastics



RESULTS

WOMEN'S FLOOR EXERCISE QUALIFICATION



Rank	Bib	Name	NOC	D Score	E Score	Pen.	Total
69.	84	TEMİZEL Fatma	TUR	3,40	6,50	0,10	9.800
70.	19	JOERGENSEN Signe	DEN	4,10	4,50		8.600







Gymnastics



EUROPEAN YOUTH OLYMPIC FESTIVAL TRABZON 2011

RESULTS WOMEN'S ALL-AROUND FINAL


Rank	Bib	Name	NOC Code					Total
1	66	IODACHE Larissa	ROU	13,550	14,250	15,150	14,600	57,550
2	47	FASANA Erika	ITA	14,200	13,300	14,100	13,850	55,450
3	48	MENEGHINI Elisa	ITA	13,400	13,700	13,850	13,850	54,800
4	68	SHELGUNOVA Evgeniya	RUS	14,000	12,900	14,200	13,650	54,750
5	67	RODIONOVA Anna	RUS	13,500	13,900	12,950	13,500	53,850
6	26	KUHM Anne	FRA	13,500	13,700	13,500	13,050	53,750
7	28	JUPP Gabrielle	GBR	13,400	12,550	13,850	13,500	53,300
8	8	GRAND RY Terri	BEL	13,600	13,150	12,650	13,400	52,800
9	87	SANKOVA Khrystyna	UKR	13,100	13,350	12,600	13,500	52,550
10	53	TOP Lisa	NED	13,250	13,250	12,500	13,450	52,450
11	85	LIUBYTSKA Daryna	UKR	13,400	13,350	13,150	12,550	52,450
12	39	MAKRA Noemi	HUN	13,100	13,700	12,450	13,000	52,250
13	29	CAIG Abigail	GBR	13,300	11,350	14,100	13,350	52,100
14	33	SCHEDER Sophie	GER	12,900	13,850	12,500	12,600	51,850
15	38	JELENCICS Dorina	HUN	13,750	12,700	12,550	12,850	51,850
16	31	AKYOL Cagla	GER	12,350	13,050	12,900	12,900	51,200
17	65	GHEORGHE Georgiana	ROU	12,550	13,000	13,450	12,050	51,050
18	75	SCHULTE Laura	SUI	13,300	12,450	11,500	12,700	49,950
19	54	NETTEB Chantysa	NED	13,300	12,150	12,100	12,250	49,800
20	27	THOBIE Doriane	FRA	12,900	13,300	9,950	13,450	49,600
21	81	RUMBUTIS Julia	SWE	13,300	12,300	12,650	11,350	49,600
22	74	METZGER Sara	SUI	12,700	12,400	11,700	11,850	48,650
23	4	JOCHUM Olivia	AUT	12,650	10,800	12,050	12,950	48,450
24	10	FIADUTSIK Katsiaryna	BLR	12,550	10,750	11,450	12,050	46,800



Gymnastics



CIII - Apparatus Finals WOMEN'S VAULT




Rank	Bib	Name	NOC	Vault	D Score	E Score	Pen.	Vault Score	Total
1.	32	BERGER Janine	GER	1	6,30	8.48		14,775	14.250
				2	5,20	8.53		13,725	
2.	66	IORDACHE Larissa	ROU	1	5,80	8.70		14,500	14.225
				2	5,00	8.95		13,950	
3.	47	FASANA Erika	ITA	1	5,80	8.65		14,450	14.088
				2	5,30	8.43		13,725	
4.	68	SHELGUNOVA Evgeniya	RUS	1	5,00	8.55		13,550	13.775
				2	5,80	8.20		14,000	
5.	38	JELENCICSICS Dorina	HUN	1	5,30	8.50		13,800	13.775
				2	5,00	8.75		13,750	
6.	9	RABAUT Ellen	BEL	1	5,00	8.63		13,625	13.338
				2	4,40	8.65		13,050	
7.	48	MENEGHINI Elisa	ITA	1	5,00	8.63		13,625	13.313
				2	4,40	8.60		13,000	
8.	29	CAIG Abigail	GBR	1	5,00	8.45		13,450	13.175
				2	4,40	8.50		12,900	



Gymnastics



RESULTS WOMEN'S UNEVEN BARS FINAL



Rank	Bib	Name	NOC Code	D Score	E Score	Pen.	Total
1	39	MAKRA Noemi	HUN	5.100	8,425		13,525
2	66	IORDACHE Larissa	ROU	5.800	7,675		13,475
3	47	FASANA Erika	ITA	5.400	8,050		13,450
4	26	KUHM Anne	FRA	5.100	8,325		13,425
5	48	MENEGHINI Elisa	ITA	4.900	8,100		13,000
6	27	THOBIE Doriane	FRA	5.000	7,725		12,725
7	85	LIUBYTSKA Daryna	UKR	5.400	6,650		12,050
8	33	SCHEDER Sophie	GER	5.600	5,725		10,825




Gymnastics

TRABZON2011 11TH EUROPEAN YOUTH OLYMPIC FESTIVAL
AVRUPA GENÇLİK OLİMPİK OYUNLARI



RESULTS WOMEN'S BEAM FINAL




Rank	Bib	Name	NOC Code	D Score	E Score	Pen.	Total
1	66	IORDACHE Larissa	ROU	6.400	8,600		15,000
2	28	JUPP Gabrielle	GBR	5.800	8,225		14,025
3	46	DEAGOSTINI Francesca	ITA	5.700	8,225		13,925
4	26	KUHM Anne	FRA	5.400	8,350		13,750
5	65	GHEORGHE Georgiana	ROU	5.400	8,225		13,625
6	48	MENEGHINI Elisa	ITA	5.400	7,475		12,875
7	67	RODIONOVA Anna	RUS	5.200	7,250		12,450
8	31	AKYOL Cagla	GER	5.300	6,625		11,925



Gymnastics



RESULTS WOMEN'S FLOOR EXERCISE FINAL



Rank	Bib	Name	NOC Code	D Score	E Score	Pen.	Total
1	66	IORDACHE Larissa	ROU	5.700	8,575		14,275
2	47	FASANA Erika	ITA	5.400	8,125		13,525
3	68	SHELGUNOVA Evgeniya	RUS	5.400	8,125		13,525
4	8	GRAND RY Terri	BEL	5.300	8,175		13,475
5	67	RODIONOVA Anna	RUS	5.300	8,200	0.10	13,400
6	87	SANKOVA Khrystyna	UKR	5.400	7,925		13,325
7	48	MENEGHINI Elisa	ITA	5.200	8,100		13,300
8	64	BALEA Maria	ROU	5.300	7,675		12,975