

## 27TH WOMEN'S EUROPEAN CHAMPIONSHIPS ARTISTIC

*Clermont-Ferrand (FRA) 3 - 6 april 2008*



Data-Handling by:



Contact: [Pascal.Rossier@swisstiming.com](mailto:Pascal.Rossier@swisstiming.com) - [Info@swisstiming.com](mailto:Info@swisstiming.com)

Clermont-Ferrand (FRA) 3 - 6 April 2008

## JUDGES ASSIGNEMENT

REVISED

Women's Juniors - Team Competition - All-Around And Qual. For Compet. 3

FRI 4 APR 2008 - 10:00

### Superior Jury

BRASIER Yvette	UEG	President
UBIA CARNICER Montserrat	UEG	
FAIRBROTHER Lynda	UEG	
MARTINET Sylvie	UEG	Vault Supervisor
SHAI Orna	UEG	Uneven Bars Supervisor
MURTONEN Satu	UEG	Beam Supervisor
LISKAROVA Hana	UEG	Floor Supervisor



Function	Name	NOC Code
A1	HOFFMANN Marie-Paule	UEG
A2	RAISANEN Marja	FIN
B1	PASCUAL AMORÓS Mª Del Carmen	ESP
B2	THRASYVOULOU Chrystalla	CYP
B3	ILGAR Yeliz	TUR
B4	OMELIANCHYK-ZIURKALOV Oksana	UKR
B5	RISOVA Lubica	SVK
B6	CORTIGIANI Dora	ITA
Line 1	PIKULINSKA Katarzyna	POL



Function	Name	NOC Code
A1	PETURSDOTTIR Berglind	UEG
A2	REHOROVA Renata	CZE
B1	SOLOMONIDOU Maria	GRE
B2	GUSTIENE Ruta	LTU
B3	STARE CRNJAC Vesna	SLO
B4	VASBINDER Jitske	NED
B5	BOURGOIS Monique	BEL
B6	CÔRTE-REAL Alda	POR
Timer 1	KISLINGER Karin	AUT
Timer 2	DIDILESCU Olga Fanica	ROU



Function	Name	NOC Code
A1	ZETTERMAN Marianne	UEG
A2	KLAESBERG Sabrina	GER
B1	SHEVCHENKO Elena	RUS
B2	TANKOUCHEVA Neli	BUL
B3	MURRAY Mary	IRL
B4	PAVIC Maja	CRO
B5	SEILE Nadejda	LAT
B6	LESIVA Aksana	BLR
Timer	RITTER Katrin	SUI



Function	Name	NOC Code
A1	TEREKHINA Raisa	UEG
A2	BJORNSTAD Ann-Helen	NOR
B1	ANEN Nicole	LUX
B2	STOICA Eliza	ROU
B3	HOFEN Karen	GBR
B4	GIRAL Patricia	FRA
B5	OSKARSDOTTIR Harpa	ISL
B6	LINDSTROM Maria	SWE
Timer	PALIJAN Anamarija	CRO
Line 1	BASLA Carmen	ITA
Line 2	KALMAR Zsuzsanna	HUN

### Legend:

**Ax** Panel 'A' judges

**Bx** Panel 'B' judges



Vault



Uneven Bars



Beam







Floor

Clermont-Ferrand (FRA) 3 - 6 April 2008

## RESULTS

### Women's Juniors - Team Competition - All-Around And Qual. For Compet. 3

FRI 4 APR 2008 - 17:45

Rank	NOC					Total
1	RUS - Russia	<u>43.625</u> (1)	46.175 (1)	46.400 (1)	44.425 (1)	<b>180.625</b>
2	FRA - France	42.150 (2)	42.675 (4)	44.150 (3)	<u>41.525</u> (6)	<b>170.500</b>
3	NED - Netherlands	41.350 (6)	43.850 (2)	<u>42.550</u> (4)	42.200 (4)	<b>169.950</b>
4	ROU - Romania	<u>41.375</u> (5)	40.775 (8)	44.800 (2)	42.950 (2)	<b>169.900</b>
5	ITA - Italy	41.525 (4)	<u>43.175</u> (3)	42.450 (5)	42.200 (4)	<b>169.350</b>
6	GBR - Great Britain	40.975 (7)	42.600 (5)	<u>41.375</u> (7)	42.550 (3)	<b>167.500</b>
7	UKR - Ukraine	40.100 (11)	41.725 (6)	42.350 (6)	<u>41.000</u> (7)	<b>165.175</b>
8	BEL - Belgium	41.650 (3)	39.500 (10)	<u>40.000</u> (9)	41.000 (7)	<b>162.150</b>
9	SUI - Switzerland	40.850 (8)	39.450 (11)	<u>40.500</u> (8)	39.900 (10)	<b>160.700</b>
10	GER - Germany	40.025 (12)	<u>40.950</u> (7)	37.650 (17)	40.275 (9)	<b>158.900</b>
11	BLR - Belarus	40.800 (9)	40.350 (9)	<u>38.650</u> (12)	38.750 (12)	<b>158.550</b>
12	GRE - Greece	39.525 (14)	<u>37.375</u> (12)	37.700 (16)	38.625 (15)	<b>153.225</b>
13	HUN - Hungary	40.425 (10)	35.550 (13)	38.000 (15)	<u>38.075</u> (16)	<b>152.050</b>
14	SLO - Slovenia	<u>39.800</u> (13)	33.525 (17)	38.875 (11)	38.700 (13)	<b>150.900</b>
15	AUT - Austria	38.975 (16)	33.700 (16)	<u>36.850</u> (19)	37.825 (17)	<b>147.350</b>
16	BUL - Bulgaria	38.400 (20)	33.375 (19)	39.350 (10)	<u>36.200</u> (21)	<b>147.325</b>
17	FIN - Finland	35.750 (26)	34.175 (15)	<u>38.325</u> (13)	38.675 (14)	<b>146.925</b>
18	TUR - Turkey	37.150 (25)	<u>31.975</u> (20)	36.825 (20)	39.025 (11)	<b>144.975</b>
19	CZE - Czech Republic	<u>38.550</u> (18)	33.475 (18)	35.275 (23)	36.900 (20)	<b>144.200</b>
20	POR - Portugal	37.800 (23)	<u>30.925</u> (22)	38.150 (14)	37.200 (19)	<b>144.075</b>
21	POL - Poland	<u>39.500</u> (15)	31.625 (21)	36.825 (20)	35.525 (23)	<b>143.475</b>
22	ISL - Iceland	38.475 (19)	28.875 (23)	36.175 (22)	<u>35.825</u> (22)	<b>139.350</b>
23	SWE - Sweden	<u>26.550</u> (27)	35.325 (14)	37.125 (18)	37.500 (18)	<b>136.500</b>
24	LTU - Lithuania	38.225 (21)	25.575 (27)	33.400 (24)	<u>35.475</u> (24)	<b>132.675</b>
25	LAT - Latvia	38.725 (17)	27.350 (25)	<u>32.050</u> (26)	33.575 (25)	<b>131.700</b>
26	DEN - Denmark	38.000 (22)	27.275 (26)	33.150 (25)	<u>32.475</u> (27)	<b>130.900</b>
27	NOR - Norway	<u>37.275</u> (24)	28.500 (24)	31.800 (27)	32.750 (26)	<b>130.325</b>

**Note:**  
Underlined totals indicate starting apparatus.

**Legend:**  
Q Qualified for Team Final





 Vault  Uneven Bars  Beam  Floor

Clermont-Ferrand (FRA) 3 - 6 April 2008

## RESULTS

### Women's Juniors - Team Competition - All-Around And Qual. For Compet. 3

FRI 4 APR 2008 - 17:45





Rank	Bib	NOC Name					Total	Ind. Ran			
1		RUS - Russia									
	136	MUSTAFINA A.	14.375	15.600	15.525	14.800	60.300	(2)			
	137	NABIEVA T.	14.800	15.550	15.625	14.875	60.850	(1)			
	138	NOVIKOVA A.	14.450	14.125			28.575	(106)			
	139	DEMENTYEVA A.	13.675	15.025	12.400	14.750	55.850	(12)			
	140	SOLOVYEVA T.			15.250	14.425	29.675	(105)			
		Total	43.625	(1)	46.175	(1)	46.400	(1)	44.425	(1)	180.625
2		FRA - France									
	51	DUFOURNET Y.	14.450	15.600	15.700	14.475	60.225	(3)			
	52	STANIC C.	13.825	13.875	14.100	13.525	55.325	(13)			
	53	BREVET M.		13.200	14.350	13.475	41.025	(86)			
	54	GAFFINO M.	13.500		13.875	13.525	40.900	(87)			
	55	KEMAYOU L.	13.875	12.375			26.250	(110)			
		Total	42.150	(2)	42.675	(4)	44.150	(3)	41.525	(6)	170.500
3		NED - Netherlands									
	111	MASELA W.	13.800	14.150	13.300	13.850	55.100	(14)			
	112	BLIND Natasja		15.025	13.825	14.200	43.050	(77)			
	113	VAN GERNER C.	13.775	14.250	14.350	13.700	56.075	(10)			
	114	MOSHAGE Y.	13.200		14.375	14.150	41.725	(84)			
	115	OUAZZANI-CHADI N.	13.775	14.575			28.350	(107)			
		Total	41.350	(6)	43.850	(2)	42.550	(4)	42.200	(4)	169.950
4		ROU - Romania									
	132	PORGRAS A.	13.650	13.450	15.150	14.075	56.325	(9)			
	133	SABAU L.	13.700	13.950	14.750	14.200	56.600	(6)			
	134	VOICU C.	13.250	12.750	14.775	14.075	54.850	(18)			
	135	RACEA A.	14.025	13.375	14.875	14.675	56.950	(4)			
		Total	41.375	(5)	40.775	(8)	44.800	(2)	42.950	(2)	169.900
5		ITA - Italy									
	91	GALANTE P.	13.800	14.500	14.325	14.000	56.625	(5)			
	92	LA SPADA A.	13.875	14.325	14.175	14.175	56.550	(7)			
	93	LICCETTA S.	13.850	14.350		14.025	42.225	(82)			
	94	PREZIOSA E.	13.775	13.625	13.800	13.625	54.825	(19)			
	95	RANDO E.			13.950		13.950	(122)			
		Total	41.525	(4)	43.175	(3)	42.450	(5)	42.200	(4)	169.350

Clermont-Ferrand (FRA) 3 - 6 April 2008

## RESULTS

### Women's Juniors - Team Competition - All-Around And Qual. For Compet. 3

FRI 4 APR 2008 - 17:45





Rank	Bib	NOC Name					Total	Ind. Ran
<b>6</b>		<b>GBR - Great Britain</b>						
	56	FRANCIS D.	13.600	14.150	13.475	13.725	54.950	(17)
	57	HIBBERT N.	13.725	14.100	11.900	14.300	54.025	(23)
	58	RIPPIN N.	13.175	14.150	13.625	14.100	55.050	(15)
	59	PINCHES J.	13.650	14.300	14.275	14.150	56.375	(8)
		<b>Total</b>	40.975 (7)	42.600 (5)	41.375 (7)	42.550 (3)	<b>167.500</b>	
<b>7</b>		<b>UKR - Ukraine</b>						
	166	KONONENKO N.	13.275	14.725	14.350	13.725	56.075	(10)
	167	DEMYANCHUK Y.	12.800	13.700	14.550	13.725	54.775	(20)
	168	FOMENKO A.	13.625	13.300	13.450	13.550	53.925	(24)
	169	GLADKOVA A.		9.850	12.900		22.750	(121)
	170	KAYDALOVA A.	13.200			13.400	26.600	(109)
		<b>Total</b>	40.100 (11)	41.725 (6)	42.350 (6)	41.000 (7)	<b>165.175</b>	
<b>8</b>		<b>BEL - Belgium</b>						
	6	MASSCHELIN R.	13.525	13.400	13.500	13.750	54.175	(22)
	7	EGGERMONT J.	13.950	13.600	13.400	13.800	54.750	(21)
	8	VANLIMBERGEN K.		9.100	13.100	13.450	35.650	(99)
	9	CROKET J.	14.175		11.975	13.100	39.250	(89)
	10	SCIANGUETTA F.	12.725	12.500			25.225	(113)
		<b>Total</b>	41.650 (3)	39.500 (10)	40.000 (9)	41.000 (7)	<b>162.150</b>	
<b>9</b>		<b>SUI - Switzerland</b>						
	146	DIACCI J.	13.625	12.525	14.025	13.750	53.925	(24)
	147	KRASNIQI Minu	13.725	13.425			27.150	(108)
	148	RUTZ J.			13.100	12.650	25.750	(111)
	149	SENN Jennifer	13.400	13.500	12.300	12.025	51.225	(37)
	150	STEINGRUBER G.	13.500	10.975	13.375	13.500	51.350	(36)
		<b>Total</b>	40.850 (8)	39.450 (11)	40.500 (8)	39.900 (10)	<b>160.700</b>	
<b>10</b>		<b>GER - Germany</b>						
	61	LENZ C.	13.025			12.250	25.275	(112)
	62	SEITZ E.	13.775	14.500	12.975	13.750	55.000	(16)
	63	HINDERMAN G.		12.375	12.725	13.325	38.425	(91)
	64	TOLLE P.	13.050	13.500	11.800	13.200	51.550	(35)
	65	HANSEN J.	13.200	12.950	11.950		38.100	(93)
		<b>Total</b>	40.025 (12)	40.950 (7)	37.650 (17)	40.275 (9)	<b>158.900</b>	

Clermont-Ferrand (FRA) 3 - 6 April 2008

## RESULTS

### Women's Juniors - Team Competition - All-Around And Qual. For Compet. 3

FRI 4 APR 2008 - 17:45





Rank	Bib	NOC Name					Total	Ind. Ran
<b>11</b>		<b>BLR - Belarus</b>						
	11	IVANETS H.	13.575	13.325	12.500	12.600	52.000	(32)
	13	HURHACH A.	13.325	13.050	14.025	12.800	53.200	(27)
	14	ZAITSAVA N.	13.900	12.275	12.125	13.350	51.650	(34)
	15	MAKHAUTSOVA V.	13.050	13.975	12.125	11.500	50.650	(40)
		<b>Total</b>	40.800 (9)	40.350 (9)	<u>38.650</u> (12)	38.750 (12)	<b>158.550</b>	
<b>12</b>		<b>GRE - Greece</b>						
	66	MAKANTASI S.	12.975	12.975	12.600	13.450	52.000	(32)
	67	HAPSA A.	12.250	12.250		12.250	36.750	(95)
	68	BARMAXIZOGLU M.	13.025	12.150	12.275	12.700	50.150	(42)
	69	SIRIGOU A.	13.525	12.100	12.800		38.425	(91)
	70	KAZAMIA K.			12.300	12.475	24.775	(115)
		<b>Total</b>	39.525 (14)	<u>37.375</u> (12)	37.700 (16)	38.625 (15)	<b>153.225</b>	
<b>13</b>		<b>HUN - Hungary</b>						
	71	TOTH R.	13.775	12.775	11.725	12.475	50.750	(39)
	72	KEKEGYI S.		11.200	13.000	12.850	37.050	(94)
	73	MATE I.	13.575	11.575	12.150	12.575	49.875	(45)
	74	KAPITANY O.	12.700	11.125			23.825	(117)
	75	LONAI H.	13.075		12.850	12.650	38.575	(90)
		<b>Total</b>	40.425 (10)	35.550 (13)	38.000 (15)	<u>38.075</u> (16)	<b>152.050</b>	
<b>14</b>		<b>SLO - Slovenia</b>						
	141	KYSSELEF T.	13.150	9.975	12.625	12.500	48.250	(52)
	142	KAMNIKAR I.	12.425	10.850	12.225	12.625	48.125	(53)
	143	NOVAK F.	13.075	11.850	14.025	13.125	52.075	(31)
	144	BELAK T.	13.575	10.825	11.925	12.950	49.275	(48)
		<b>Total</b>	<u>39.800</u> (13)	33.525 (17)	38.875 (11)	38.700 (13)	<b>150.900</b>	
<b>15</b>		<b>AUT - Austria</b>						
	1	FA K.	13.225	11.450	12.700	13.100	50.475	(41)
	2	PENKER S.	13.125		10.525	11.875	35.525	(100)
	3	TOPLAK M.	12.300	9.550		12.600	34.450	(101)
	4	SINIC HASLACHER M.	12.625	11.225	11.550	12.125	47.525	(56)
	5	ZOITL K.		11.025	12.600		23.625	(118)
		<b>Total</b>	38.975 (16)	33.700 (16)	<u>36.850</u> (19)	37.825 (17)	<b>147.350</b>	

Clermont-Ferrand (FRA) 3 - 6 April 2008

## RESULTS

### Women's Juniors - Team Competition - All-Around And Qual. For Compet. 3

FRI 4 APR 2008 - 17:45





Rank	Bib	NOC Name					Total	Ind. Ran
<b>16</b>		<b>BUL - Bulgaria</b>						
	16	ZLATKOVA A.	12.250	10.975	13.050	11.750	48.025	(55)
	17	MILEVA R.	13.100	11.525	13.025	11.675	49.325	(47)
	18	KALPAKENIEVA T.	12.300	4.950	9.850	9.325	36.425	(96)
	19	PITSIKALIS M.	13.000	10.875	13.275	12.775	49.925	(43)
		<b>Total</b>	38.400 (20)	33.375 (19)	39.350 (10)	36.200 (21)	<b>147.325</b>	
<b>17</b>		<b>FIN - Finland</b>						
	46	LAISI I.	13.250	12.675	13.100	13.100	52.125	(30)
	47	JOUSIMIES E.	13.100	11.050	12.025	12.975	49.150	(50)
	48	OJALA R.	9.400	10.450	11.475	11.450	42.775	(80)
	49	PIETILA R.	0.000	10.050	13.200	12.600	35.850	(98)
		<b>Total</b>	35.750 (26)	34.175 (15)	38.325 (13)	38.675 (14)	<b>146.925</b>	
<b>18</b>		<b>TUR - Turkey</b>						
	161	EROGLU D.	11.725	11.050	12.075	12.050	46.900	(61)
	162	AKSU G.	12.625	10.700	11.350	12.850	47.525	(56)
	163	YUKSEL I.	12.575	10.225	10.925	12.700	46.425	(64)
	164	OZKAN O.	11.950	9.225	13.400	13.475	48.050	(54)
		<b>Total</b>	37.150 (25)	31.975 (20)	36.825 (20)	39.025 (11)	<b>144.975</b>	
<b>19</b>		<b>CZE - Czech Republic</b>						
	31	BARESOVA V.	12.675	9.450	12.000	12.050	46.175	(66)
	32	FUCKOVA N.	13.150	10.450	11.075	12.425	47.100	(59)
	33	MOLACKOVA M.	12.650	11.350	11.300	11.400	46.700	(62)
	34	SAFRANKOVA V.	12.725	11.675	11.975	12.425	48.800	(51)
		<b>Total</b>	38.550 (18)	33.475 (18)	35.275 (23)	36.900 (20)	<b>144.200</b>	
<b>20</b>		<b>POR - Portugal</b>						
	126	ABRANTES D.		9.375	13.075	11.800	34.250	(102)
	127	ROCHA M.	12.725	10.200			22.925	(120)
	128	CHOON A.	12.575		11.350	12.050	35.975	(97)
	129	NETO L.	12.500	9.450	11.800	12.900	46.650	(63)
	130	DAMASIO M.	12.375	11.275	13.275	12.250	49.175	(49)
		<b>Total</b>	37.800 (23)	30.925 (22)	38.150 (14)	37.200 (19)	<b>144.075</b>	
<b>21</b>		<b>POL - Poland</b>						
	121	JANIK G.	14.125	12.525	13.675	12.850	53.175	(28)
	122	ILNICKA D.	12.900	8.925	11.325	11.900	45.050	(69)
	123	SRODON K.	12.475	10.175	11.825	10.775	45.250	(68)
		<b>Total</b>	39.500 (15)	31.625 (21)	36.825 (20)	35.525 (23)	<b>143.475</b>	

Clermont-Ferrand (FRA) 3 - 6 April 2008

## RESULTS

### Women's Juniors - Team Competition - All-Around And Qual. For Compet. 3

FRI 4 APR 2008 - 17:45

Rank	Bib	NOC Name					Total	Ind. Ran
<b>22</b>		<b>ISL - Iceland</b>						
	81	HERMANSSDOTTIR T.	13.125	11.075	12.600	13.100	49.900	(44)
	82	GUÐMUNDSDOTTIR D.	12.650	8.500	12.300	11.350	44.800	(71)
	83	ARNADOTTIR L.	12.700	9.300	<i>11.075</i>	11.375	44.450	(72)
	84	ODINSDOTTIR T.	<i>12.475</i>	<i>7.050</i>	11.275	<i>10.875</i>	41.675	(85)
		<b>Total</b>	38.475 (19)	28.875 (23)	36.175 (22)	<u>35.825</u> (22)	<b>139.350</b>	
<b>23</b>		<b>SWE - Sweden</b>						
	156	CARLSSON A.		11.250			11.250	(123)
	157	JONSSON I.	13.250	12.400	12.900	12.675	51.225	(37)
	159	SJOEBERG L.	13.300	11.675	12.200	12.525	49.700	(46)
	160	GUSTAFFSSON I.			12.025	12.300	24.325	(116)
		<b>Total</b>	<u>26.550</u> (27)	35.325 (14)	37.125 (18)	37.500 (18)	<b>136.500</b>	
<b>24</b>		<b>LTU - Lithuania</b>						
	101	SVILPAITE L.	13.100	14.425	11.950	13.275	52.750	(29)
	102	NEVEDOMSKAITE G.	12.225			11.000	23.225	(119)
	103	BURZINSKAITE L.		9.375	10.925	11.200	31.500	(103)
	104	VILKELYTE K.	12.900	1.775	10.525		25.200	(114)
		<b>Total</b>	38.225 (21)	25.575 (27)	33.400 (24)	<u>35.475</u> (24)	<b>132.675</b>	
<b>25</b>		<b>LAT - Latvia</b>						
	96	TOMKALNE A.	13.075	9.850	12.225	11.200	46.350	(65)
	97	GOROBECA O.	12.950	7.700	9.800	11.425	41.875	(83)
	98	KAZAKEVICH A.	12.700	9.800	10.025	10.950	43.475	(76)
		<b>Total</b>	38.725 (17)	27.350 (25)	<u>32.050</u> (26)	33.575 (25)	<b>131.700</b>	
<b>26</b>		<b>DEN - Denmark</b>						
	36	ANDERSEN L.	12.650	9.675	11.300	9.900	43.525	(74)
	37	FURU M.	12.700	9.600	10.725	11.275	44.300	(73)
	38	WENNBERG S.	<i>12.450</i>	<i>7.175</i>	<i>10.150</i>	10.775	40.550	(88)
	39	KIRK M.	12.650	8.000		10.425	31.075	(104)
	40	BRANDENBORG .			11.125		11.125	(124)
		<b>Total</b>	38.000 (22)	27.275 (26)	33.150 (25)	<u>32.475</u> (27)	<b>130.900</b>	
<b>27</b>		<b>NOR - Norway</b>						
	116	EINARSDOTTIR A.	12.625	10.575	10.825	10.875	44.900	(70)
	117	UELAND FJELD C.	11.900	8.575	11.075	10.975	42.525	(81)
	118	TANGERUD M.	12.750	9.350	9.900	10.900	42.900	(79)
		<b>Total</b>	<u>37.275</u> (24)	28.500 (24)	31.800 (27)	32.750 (26)	<b>130.325</b>	

**Note:**  
Underlined totals indicate starting apparatus.  
*Italics* indicate the low (non-counting) score.











Clermont-Ferrand (FRA) 3 - 6 April 2008

## RESULTS

### Women's Juniors - Team Competition - All-Around And Qual. For Compet. 3

FRI 4 APR 2008 - 17:45

Rank	Bib	NOC Name					Total	Ind. Ran
------	-----	-------------	---	---	--	---	-------	-------------




<b>Legend:</b>				
<b>Ind.</b> Individual	<b>Q</b> Qualified for Team Final			
 Vault	 Uneven Bars	 Beam	 Floor	

Clermont-Ferrand (FRA) 3 - 6 April 2008

## RESULTS

### Women's Juniors - Team Competition - All-Around And Qual. For Compet. 3

FRI 4 APR 2008 - 17:45





Rank	Bib	Name	NOC Code					Total
1	137	NABIEVA T.	RUS	14.800	15.550	15.625	14.875	60.850
2	136	MUSTAFINA A.	RUS	14.375	15.600	15.525	14.800	60.300
3	51	DUFOURNET Y.	FRA	14.450	15.600	15.700	14.475	60.225
4	135	RACEA A.	ROU	14.025	13.375	14.875	14.675	56.950
5	91	GALANTE P.	ITA	13.800	14.500	14.325	14.000	56.625
6	133	SABAU L.	ROU	13.700	13.950	14.750	14.200	56.600
7	92	LA SPADA A.	ITA	13.875	14.325	14.175	14.175	56.550
8	59	PINCHES J.	GBR	13.650	14.300	14.275	14.150	56.375
9	132	PORGRAS A.	ROU	13.650	13.450	15.150	14.075	56.325
10	113	VAN GERNER C.	NED	13.775	14.250	14.350	13.700	56.075
10	166	KONONENKO N.	UKR	13.275	14.725	14.350	13.725	56.075
12	139	DEMENTYEVA A.	RUS	13.675	15.025	12.400	14.750	55.850
13	52	STANIC C.	FRA	13.825	13.875	14.100	13.525	55.325
14	111	MASELA W.	NED	13.800	14.150	13.300	13.850	55.100
15	58	RIPPIN N.	GBR	13.175	14.150	13.625	14.100	55.050
16	62	SEITZ E.	GER	13.775	14.500	12.975	13.750	55.000
17	56	FRANCIS D.	GBR	13.600	14.150	13.475	13.725	54.950
18	134	VOICU C.	ROU	13.250	12.750	14.775	14.075	54.850
19	94	PREZIOSA E.	ITA	13.775	13.625	13.800	13.625	54.825
20	167	DEMYANCHUK Y.	UKR	12.800	13.700	14.550	13.725	54.775
21	7	EGGERMONT J.	BEL	13.950	13.600	13.400	13.800	54.750
22	6	MASSCHELIN R.	BEL	13.525	13.400	13.500	13.750	54.175
23	57	HIBBERT N.	GBR	13.725	14.100	11.900	14.300	54.025
24	146	DIACCI J.	SUI	13.625	12.525	14.025	13.750	53.925
24	168	FOMENKO A.	UKR	13.625	13.300	13.450	13.550	53.925
26	42	SANCHEZ V.	ESP	13.850	13.375	12.925	13.100	53.250
27	13	HURHACH A.	BLR	13.325	13.050	14.025	12.800	53.200
28	121	JANIK G.	POL	14.125	12.525	13.675	12.850	53.175
29	101	SVILPAITE L.	LTU	13.100	14.425	11.950	13.275	52.750
30	46	LAISI I.	FIN	13.250	12.675	13.100	13.100	52.125
31	143	NOVAK F.	SLO	13.075	11.850	14.025	13.125	52.075
32	11	IVANETS H.	BLR	13.575	13.325	12.500	12.600	52.000
32	66	MAKANTASI S.	GRE	12.975	12.975	12.600	13.450	52.000
34	14	ZAITSAVA N.	BLR	13.900	12.275	12.125	13.350	51.650
35	64	TOLLE P.	GER	13.050	13.500	11.800	13.200	51.550
36	150	STEINGRUBER G.	SUI	13.500	10.975	13.375	13.500	51.350
37	149	SENN Jennifer	SUI	13.400	13.500	12.300	12.025	51.225
37	157	JONSSON I.	SWE	13.250	12.400	12.900	12.675	51.225
39	71	TOTH R.	HUN	13.775	12.775	11.725	12.475	50.750
40	15	MAKHAUTSOVA V.	BLR	13.050	13.975	12.125	11.500	50.650
41	1	FA K.	AUT	13.225	11.450	12.700	13.100	50.475
42	68	BARMAXIZOGLOU M.	GRE	13.025	12.150	12.275	12.700	50.150
43	19	PITSIKALIS M.	BUL	13.000	10.875	13.275	12.775	49.925
44	81	HERMANSSDOTTIR T.	ISL	13.125	11.075	12.600	13.100	49.900
45	73	MATE I.	HUN	13.575	11.575	12.150	12.575	49.875
46	159	SJOEBERG L.	SWE	13.300	11.675	12.200	12.525	49.700
47	17	MILEVA R.	BUL	13.100	11.525	13.025	11.675	49.325
48	144	BELAK T.	SLO	13.575	10.825	11.925	12.950	49.275
49	130	DAMASIO M.	POR	12.375	11.275	13.275	12.250	49.175

Clermont-Ferrand (FRA) 3 - 6 April 2008

## RESULTS

### Women's Juniors - Team Competition - All-Around And Qual. For Compet. 3

FRI 4 APR 2008 - 17:45





Rank	Bib	Name	NOC Code					Total
50	47	JOUSIMIES E.	FIN	13.100	11.050	<u>12.025</u>	12.975	49.150
51	34	SAFRANKOVA V.	CZE	<u>12.725</u>	11.675	11.975	12.425	48.800
52	141	KYSSELEF T.	SLO	<u>13.150</u>	9.975	12.625	12.500	48.250
53	142	KAMNIKAR I.	SLO	<u>12.425</u>	10.850	12.225	12.625	48.125
54	164	OZKAN O.	TUR	11.950	<u>9.225</u>	13.400	13.475	48.050
55	16	ZLATKOVA A.	BUL	12.250	10.975	13.050	<u>11.750</u>	48.025
56	4	SINIC HASLACHER M.	AUT	12.625	11.225	<u>11.550</u>	12.125	47.525
56	162	AKSU G.	TUR	12.625	<u>10.700</u>	11.350	12.850	47.525
58	76	WALLACE R.	IRL	12.100	<u>10.225</u>	12.325	12.725	47.375
59	32	FUCKOVA N.	CZE	<u>13.150</u>	10.450	11.075	12.425	47.100
60	151	KARAINDROSOVA A.	SVK	11.975	<u>10.675</u>	11.975	12.300	46.925
61	161	EROGLU D.	TUR	11.725	<u>11.050</u>	12.075	12.050	46.900
62	33	MOLACKOVA M.	CZE	<u>12.650</u>	11.350	11.300	11.400	46.700
63	129	NETO L.	POR	12.500	<u>9.450</u>	11.800	12.900	46.650
64	163	YUKSEL I.	TUR	12.575	<u>10.225</u>	10.925	12.700	46.425
65	96	TOMKALNE A.	LAT	13.075	9.850	<u>12.225</u>	11.200	46.350
66	31	BARESOVA V.	CZE	<u>12.675</u>	9.450	12.000	12.050	46.175
67	26	GEORGIOU A.	CYP	12.525	10.150	12.325	<u>10.750</u>	45.750
68	123	SRODON K.	POL	<u>12.475</u>	10.175	11.825	10.775	45.250
69	122	ILNICKA D.	POL	<u>12.900</u>	8.925	11.325	11.900	45.050
70	116	EINARSDOTTIR A.	NOR	<u>12.625</u>	10.575	10.825	10.875	44.900
71	82	GUDMUNDSDOTTIR D.	ISL	12.650	8.500	12.300	<u>11.350</u>	44.800
72	83	ARNADOTTIR L.	ISL	12.700	9.300	11.075	<u>11.375</u>	44.450
73	37	FURU M.	DEN	12.700	9.600	10.725	<u>11.275</u>	44.300
74	36	ANDERSEN L.	DEN	12.650	9.675	11.300	<u>9.900</u>	43.525
75	152	REHAKOVA K.	SVK	12.850	<u>9.900</u>	10.850	9.900	43.500
76	98	KAZAKEVICH V.	LAT	12.700	9.800	<u>10.025</u>	10.950	43.475
77	112	BLIND Natasja	NED		15.025	<u>13.825</u>	14.200	43.050
78	107	KIMMEL M.	LUX	12.800	<u>7.750</u>	10.950	11.450	42.950
79	118	TANGERUD M.	NOR	<u>12.750</u>	9.350	9.900	10.900	42.900
80	48	OJALA R.	FIN	9.400	10.450	<u>11.475</u>	11.450	42.775
81	117	UELAND FJELD C.	NOR	<u>11.900</u>	8.575	11.075	10.975	42.525
82	93	LICCETTA S.	ITA	13.850	<u>14.350</u>		14.025	42.225
83	97	GOROBICA O.	LAT	12.950	7.700	<u>9.800</u>	11.425	41.875
84	114	MOSHAGE Y.	NED	13.200		<u>14.375</u>	14.150	41.725
85	84	ODINSDOTTIR T.	ISL	12.475	7.050	11.275	<u>10.875</u>	41.675
86	53	BREVET M.	FRA		13.200	14.350	<u>13.475</u>	41.025
87	54	GAFFINO M.	FRA	13.500		13.875	<u>13.525</u>	40.900
88	38	WENNBERG S.	DEN	12.450	7.175	10.150	<u>10.775</u>	40.550
89	9	CROKET J.	BEL	14.175		<u>11.975</u>	13.100	39.250
90	75	LONAI H.	HUN	13.075		12.850	<u>12.650</u>	38.575
91	63	HINDERMAN G.	GER		<u>12.375</u>	12.725	13.325	38.425
91	69	SIRIGOU A.	GRE	13.525	<u>12.100</u>	12.800		38.425
93	65	HANSEN J.	GER	13.200	<u>12.950</u>	11.950		38.100
94	72	KEKEGYI S.	HUN		11.200	13.000	<u>12.850</u>	37.050
95	67	HAPSA A.	GRE	12.250	<u>12.250</u>		12.250	36.750
96	18	KALPAKENIEVA T.	BUL	12.300	4.950	9.850	<u>9.325</u>	36.425
97	128	CHOON A.	POR	12.575		11.350	12.050	35.975
98	49	PIETILA R.	FIN	0.000	10.050	<u>13.200</u>	12.600	35.850

Clermont-Ferrand (FRA) 3 - 6 April 2008

## RESULTS

### Women's Juniors - Team Competition - All-Around And Qual. For Compet. 3

FRI 4 APR 2008 - 17:45

Rank	Bib	Name	NOC Code					Total
99	8	VANLIMBERGEN K.	BEL		9.100	<u>13.100</u>	13.450	35.650
100	2	PENKER S.	AUT	13.125		<u>10.525</u>	11.875	35.525
101	3	TOPLAK M.	AUT	12.300	9.550		12.600	34.450
102	126	ABRANTES D.	POR		<u>9.375</u>	13.075	11.800	34.250
103	103	BURZINSKAITE L.	LTU		9.375	10.925	<u>11.200</u>	31.500
104	39	KIRK M.	DEN	12.650	8.000		<u>10.425</u>	31.075
105	140	SOLOVYEVA T.	RUS			15.250	14.425	29.675
106	138	NOVIKOVA A.	RUS	<u>14.450</u>	14.125			28.575
107	115	OUAZZANI-CHADI N.	NED	13.775	14.575			28.350
108	147	KRASNIQI Minu	SUI	13.725	13.425			27.150
109	170	KAYDALOVA A.	UKR	13.200			<u>13.400</u>	26.600
110	55	KEMAYOU L.	FRA	13.875	12.375			26.250
111	148	RUTZ J.	SUI			<u>13.100</u>	12.650	25.750
112	61	LENZ C.	GER	13.025			12.250	25.275
113	10	SCIANGUETTA F.	BEL	12.725	12.500			25.225
114	104	VILKELYTE K.	LTU	12.900	1.775	10.525		25.200
115	70	KAZAMIA K.	GRE			12.300	12.475	24.775
116	160	GUSTAFFSSON I.	SWE			12.025	12.300	24.325
117	74	KAPITANY O.	HUN	12.700	11.125			23.825
118	5	ZOITL K.	AUT		11.025	<u>12.600</u>		23.625
119	102	NEVEDOMSKAITE G.	LTU	12.225			<u>11.000</u>	23.225
120	127	ROCHA M.	POR	12.725	<u>10.200</u>			22.925
121	169	GLADKOVA A.	UKR		9.850	12.900		22.750
122	95	RANDO E.	ITA			13.950		13.950
123	156	CARLSSON A.	SWE		11.250			11.250
124	40	BRANDENBORG .	DEN			11.125		11.125
125	106	RISSE L.	LUX		<u>10.350</u>			10.350
126	41	IZURIETA A.	ESP			2.100		2.100

**Note:**  
Underlined totals indicate starting apparatus.

**Legend:**  
Q Qualified for All-Around Final      R Reserve for All-Around Final

 Vault       Uneven Bars       Beam       Floor

Clermont-Ferrand (FRA) 3 - 6 April 2008

## RESULTS

### Women's Juniors - Team Competition - All-Around And Qual. For Compet. 3

FRI 4 APR 2008 - 17:45

**T**

Rank	Bib	Name	NOC Code	A Score	B Score	Pen	Total
1	137	NABIEVA T.	RUS	5.800	9.000		14.800
2	138	NOVIKOVA A.	RUS	5.500	8.950		14.450
3	51	DUFOURNET Y.	FRA	5.500	8.950		14.450
4	136	MUSTAFINA A.	RUS	5.500	8.875		14.375
5	9	CROKET J.	BEL	5.300	8.875		14.175
6	121	JANIK G.	POL	5.300	8.825		14.125
7	135	RACEA A.	ROU	5.000	9.025		14.025
8	7	EGGERMONT J.	BEL	5.200	8.750		13.950
9	14	ZAITSAVA N.	BLR	5.000	8.900		13.900
10	55	KEMAYOU L.	FRA	5.000	8.875		13.875
11	92	LA SPADA A.	ITA	5.000	8.875		13.875
12	93	LICCETTA S.	ITA	5.000	8.850		13.850
13	42	SANCHEZ V.	ESP	5.000	8.850		13.850
14	52	STANIC C.	FRA	5.000	8.825		13.825
15	111	MASELA W.	NED	5.000	8.800		13.800
16	91	GALANTE P.	ITA	5.000	8.800		13.800
17	71	TOTH R.	HUN	5.000	8.775		13.775
18	115	OUAZZANI-CHADI N.	NED	5.000	8.775		13.775
19	62	SEITZ E.	GER	5.000	8.775		13.775
20	113	VAN GERNER C.	NED	5.000	8.775		13.775
21	94	PREZIOSA E.	ITA	5.000	8.775		13.775
22	57	HIBBERT N.	GBR	5.000	8.725		13.725
23	147	KRASNIQI Minu	SUI	5.000	8.725		13.725
24	133	SABAU L.	ROU	5.000	8.700		13.700
25	139	DEMENTYEV A.	RUS	5.000	8.675		13.675
26	132	PORGRAS A.	ROU	5.000	8.650		13.650
27	59	PINCHES J.	GBR	5.000	8.650		13.650
28	146	DIACCI J.	SUI	4.600	9.025		13.625
29	168	FOMENKO A.	UKR	4.600	9.025		13.625
30	56	FRANCIS D.	GBR	5.000	8.600		13.600
31	73	MATE I.	HUN	4.600	8.975		13.575
32	11	IVANETS H.	BLR	4.800	8.775		13.575
33	144	BELAK T.	SLO	5.000	8.575		13.575
34	6	MASSCHELIN R.	BEL	4.600	8.925		13.525
35	69	SIRIGOU A.	GRE	5.000	8.525		13.525
36	150	STEINGRUBER G.	SUI	4.600	8.900		13.500
37	54	GAFFINO M.	FRA	4.800	8.700		13.500
38	149	SENN Jennifer	SUI	4.600	8.800		13.400
39	13	HURHACH A.	BLR	4.400	8.925		13.325
40	159	SJOEBERG L.	SWE	4.400	8.900		13.300
41	166	KONONENKO N.	UKR	4.600	8.675		13.275
42	134	VOICU C.	ROU	4.400	8.850		13.250
42	157	JONSSON I.	SWE	4.400	8.850		13.250

Clermont-Ferrand (FRA) 3 - 6 April 2008

## RESULTS

### Women's Juniors - Team Competition - All-Around And Qual. For Compet. 3

FRI 4 APR 2008 - 17:45

**T**

Rank	Bib	Name	NOC Code	A Score	B Score	Pen	Total
44	46	LAISI I.	FIN	4.600	8.650		13.250
45	1	FA K.	AUT	4.400	8.825		13.225
46	65	HANSEN J.	GER	4.400	8.800		13.200
46	114	MOSHAGE Y.	NED	4.400	8.800		13.200
48	170	KAYDALOVA A.	UKR	4.600	8.600		13.200
49	58	RIPPIN N.	GBR	4.600	8.575		13.175
50	141	KYSSELEF T.	SLO	4.600	8.550		13.150
51	32	FUCKOVA N.	CZE	4.400	8.750		13.150
52	81	HERMANSSDOTTIR T.	ISL	4.400	8.725		13.125
53	2	PENKER S.	AUT	4.600	8.525		13.125
54	47	JOUSIMIES E.	FIN	4.400	8.700		13.100
55	101	SVILPAITE L.	LTU	4.600	8.500		13.100
56	17	MILEVA R.	BUL	4.400	8.700		13.100
57	143	NOVAK F.	SLO	4.400	8.675		13.075
58	75	LONAI H.	HUN	4.400	8.675		13.075
59	96	TOMKALNE A.	LAT	4.600	8.575	0.1	13.075
60	64	TOLLE P.	GER	4.400	8.650		13.050
61	15	MAKHAUTSOVA V.	BLR	4.400	8.650		13.050
62	68	BARMAXIZOGLOU M.	GRE	4.400	8.625		13.025
63	61	LENZ C.	GER	4.600	8.425		13.025
64	19	PITSIKALIS M.	BUL	4.400	8.600		13.000
65	66	MAKANTASI S.	GRE	4.400	8.575		12.975
66	97	GOROBECA O.	LAT	4.400	8.550		12.950
67	104	VILKELYTE K.	LTU	4.400	8.500		12.900
68	122	ILNICKA D.	POL	4.400	8.500		12.900
69	152	REHAKOVA K.	SVK	4.400	8.450		12.850
70	107	KIMMEL M.	LUX	4.200	8.600		12.800
71	167	DEMYANCHUK Y.	UKR	4.400	8.400		12.800
72	118	TANGERUD M.	NOR	4.200	8.550		12.750
73	10	SCIANGUETTA F.	BEL	4.000	8.725		12.725
74	34	SAFRANKOVA V.	CZE	4.200	8.525		12.725
75	127	ROCHA M.	POR	4.200	8.525		12.725
76	98	KAZAKEVICH V.	LAT	4.200	8.500		12.700
77	74	KAPITANY O.	HUN	4.200	8.500		12.700
78	83	ARNADOTTIR L.	ISL	4.200	8.500		12.700
79	37	FURU M.	DEN	4.400	8.300		12.700
80	31	BARESOVA V.	CZE	4.200	8.475		12.675
81	33	MOLACKOVA M.	CZE	4.200	8.450		12.650
82	82	GUDMUNDSDOTTIR D.	ISL	4.200	8.450		12.650
83	39	KIRK M.	DEN	4.200	8.450		12.650
84	36	ANDERSEN L.	DEN	4.000	8.650		12.650
85	4	SINIC HASLACHER M.	AUT	4.200	8.425		12.625
86	162	AKSU G.	TUR	4.200	8.425		12.625

Clermont-Ferrand (FRA) 3 - 6 April 2008

## RESULTS

### Women's Juniors - Team Competition - All-Around And Qual. For Compet. 3

FRI 4 APR 2008 - 17:45

**I**

Rank	Bib	Name	NOC Code	A Score	B Score	Pen	Total
87	116	EINARSDOTTIR A.	NOR	4.200	8.425		12.625
88	128	CHOON A.	POR	4.200	8.375		12.575
89	163	YUKSEL I.	TUR	4.200	8.375		12.575
90	26	GEORGIUO A.	CYP	4.000	8.525		12.525
91	129	NETO L.	POR	4.200	8.300		12.500
92	123	SRODON K.	POL	4.200	8.275		12.475
93	84	ODINSDOTTIR T.	ISL	4.200	8.275		12.475
94	38	WENNBERG S.	DEN	4.200	8.250		12.450
95	142	KAMNIKAR I.	SLO	4.200	8.225		12.425
96	130	DAMASIO M.	POR	4.400	7.975		12.375
97	3	TOPLAK M.	AUT	4.200	8.100		12.300
98	18	KALPAKENIEVA T.	BUL	4.200	8.100		12.300
99	67	HAPSA A.	GRE	4.000	8.250		12.250
100	16	ZLATKOVA A.	BUL	4.600	7.650		12.250
101	102	NEVEDOMSKAITE G.	LTU	4.200	8.025		12.225
102	76	WALLACE R.	IRL	4.400	7.700		12.100
103	151	KARAINDROSOVA A.	SVK	4.200	7.775		11.975
104	164	OZKAN O.	TUR	4.400	8.050	0.5	11.950
105	117	UELAND FJELD C.	NOR	4.000	7.900		11.900
106	161	EROGLU D.	TUR	4.400	7.325		11.725
107	48	OJALA R.	FIN	2.400	7.000		9.400
108	49	PIETILA R.	FIN	0.000	0.000		0.000

#### Legend:

**Q** Qualified for Vault final

**R** Reserve for Vault final



Vault

Clermont-Ferrand (FRA) 3 - 6 April 2008

## RESULTS

### Women's Juniors - Team Competition - All-Around And Qual. For Compet. 3

FRI 4 APR 2008 - 17:45



Rank	Bib	Name	NOC Code	A Score	B Score	Pen	Total
1	136	MUSTAFINA A.	RUS	6.400	9.200		15.600 Q
2	51	DUFOURNET Y.	FRA	6.800	8.800		15.600 Q
3	137	NABIEVA T.	RUS	6.500	9.050		15.550 Q
4	139	DEMENTYEVA A.	RUS	5.900	9.125		15.025
5	112	BLIND Natasja	NED	6.200	8.825		15.025 Q
6	166	KONONENKO N.	UKR	6.000	9.025	0.3	14.725 Q
7	115	OUAZZANI-CHADI N.	NED	5.900	8.675		14.575 Q
8	62	SEITZ E.	GER	5.900	8.600		14.500 Q
9	91	GALANTE P.	ITA	6.500	8.000		14.500 Q
10	101	SVILPAITE L.	LTU	6.300	8.125		14.425 R
11	93	LICCETTA S.	ITA	5.700	8.650		14.350 R
12	92	LA SPADA A.	ITA	5.600	8.725		14.325
13	59	PINCHES J.	GBR	5.600	9.000	0.3	14.300 R
14	113	VAN GERNER C.	NED	5.300	8.950		14.250
15	56	FRANCIS D.	GBR	5.200	8.950		14.150
16	111	MASELA W.	NED	5.400	8.750		14.150
17	58	RIPPIN N.	GBR	5.500	8.650		14.150
18	138	NOVIKOVA A.	RUS	5.800	8.325		14.125
19	57	HIBBERT N.	GBR	5.400	8.700		14.100
20	15	MAKHAUTSOVA V.	BLR	5.800	8.175		13.975
21	133	SABAU L.	ROU	5.500	8.450		13.950
22	52	STANIC C.	FRA	5.800	8.075		13.875
23	167	DEMYANCHUK Y.	UKR	5.400	8.600	0.3	13.700
24	94	PREZIOSA E.	ITA	5.500	8.125		13.625
25	7	EGGERMONT J.	BEL	5.600	8.000		13.600
26	64	TOLLE P.	GER	5.000	8.800	0.3	13.500
27	149	SENN Jennifer	SUI	5.400	8.400	0.3	13.500
28	132	PORGRAS A.	ROU	5.600	7.850		13.450
29	147	KRASNIQI Minu	SUI	5.300	8.425	0.3	13.425
30	6	MASSCHELIN R.	BEL	5.600	7.900	0.1	13.400
31	135	RACEA A.	ROU	5.100	8.275		13.375
32	42	SANCHEZ V.	ESP	5.200	8.175		13.375
33	11	IVANETS H.	BLR	5.900	7.425		13.325
34	168	FOMENKO A.	UKR	5.100	8.500	0.3	13.300
35	53	BREVET M.	FRA	4.900	8.600	0.3	13.200
36	13	HURHACH A.	BLR	4.700	8.450	0.1	13.050
37	66	MAKANTASI S.	GRE	5.300	7.975	0.3	12.975
38	65	HANSEN J.	GER	5.400	7.850	0.3	12.950
39	71	TOTH R.	HUN	5.400	7.375		12.775
40	134	VOICU C.	ROU	5.100	7.650		12.750
41	46	LAISI I.	FIN	4.800	8.275	0.4	12.675
42	146	DIACCI J.	SUI	5.300	7.225		12.525
43	121	JANIK G.	POL	5.400	7.125		12.525



Clermont-Ferrand (FRA) 3 - 6 April 2008

## RESULTS

### Women's Juniors - Team Competition - All-Around And Qual. For Compet. 3

FRI 4 APR 2008 - 17:45



Rank	Bib	Name	NOC Code	A Score	B Score	Pen	Total
44	10	SCIANGUETTA F.	BEL	4.800	7.700		12.500
45	157	JONSSON I.	SWE	5.100	7.400	0.1	12.400
46	63	HINDERMAN G.	GER	4.700	7.675		12.375
47	55	KEMAYOU L.	FRA	4.900	7.475		12.375
48	14	ZAITSAVA N.	BLR	5.100	7.175		12.275
49	67	HAPSA A.	GRE	5.100	7.450	0.3	12.250
50	68	BARMAXIZOGLOU M.	GRE	4.800	7.350		12.150
51	69	SIRIGOU A.	GRE	4.200	7.900		12.100
52	143	NOVAK F.	SLO	5.300	6.650	0.1	11.850
53	34	SAFRANKOVA V.	CZE	3.700	8.275	0.3	11.675
54	159	SJOEBERG L.	SWE	4.100	8.175	0.6	11.675
55	73	MATE I.	HUN	4.800	7.175	0.4	11.575
56	17	MILEVA R.	BUL	4.600	7.325	0.4	11.525
57	1	FA K.	AUT	5.000	7.050	0.6	11.450
58	33	MOLACKOVA M.	CZE	3.500	8.450	0.6	11.350
59	130	DAMASIO M.	POR	3.700	8.175	0.6	11.275
60	156	CARLSSON A.	SWE	3.700	7.850	0.3	11.250
61	4	SINIC HASLACHER M.	AUT	4.800	6.725	0.3	11.225
62	72	KEKEGYI S.	HUN	5.200	6.100	0.1	11.200
63	74	KAPITANY O.	HUN	5.100	6.025		11.125
64	81	HERMANSSDOTTIR T.	ISL	3.600	8.075	0.6	11.075
65	161	EROGLU D.	TUR	2.700	8.950	0.6	11.050
66	47	JOUSIMIES E.	FIN	3.900	7.750	0.6	11.050
67	5	ZOITL K.	AUT	3.600	7.725	0.3	11.025
68	16	ZLATKOVA A.	BUL	3.900	7.375	0.3	10.975
69	150	STEINGRUBER G.	SUI	5.000	5.975		10.975
70	19	PITSIKALIS M.	BUL	3.100	8.075	0.3	10.875
71	142	KAMNIKAR I.	SLO	5.200	5.750	0.1	10.850
72	144	BELAK T.	SLO	4.100	6.725		10.825
73	162	AKSU G.	TUR	3.800	7.500	0.6	10.700
74	151	KARAINDROSOVA A.	SVK	3.400	7.875	0.6	10.675
75	116	EINARSDOTTIR A.	NOR	3.600	7.275	0.3	10.575
76	48	OJALA R.	FIN	3.100	7.650	0.3	10.450
77	32	FUCKOVA N.	CZE	3.700	7.350	0.6	10.450
78	106	RISSE L.	LUX	4.000	6.950	0.6	10.350
79	76	WALLACE R.	IRL	3.600	7.225	0.6	10.225
80	163	YUKSEL I.	TUR	3.900	6.625	0.3	10.225
81	127	ROCHA M.	POR	2.800	8.000	0.6	10.200
82	123	SRODON K.	POL	3.600	6.875	0.3	10.175
83	26	GEORGIU A.	CYP	4.600	5.650	0.1	10.150
84	49	PIETILA R.	FIN	2.700	7.650	0.3	10.050
85	141	KYSSELEF T.	SLO	5.100	4.975	0.1	9.975
86	152	REHAKOVA K.	SVK	3.500	6.400		9.900

Clermont-Ferrand (FRA) 3 - 6 April 2008

## RESULTS

### Women's Juniors - Team Competition - All-Around And Qual. For Compet. 3

FRI 4 APR 2008 - 17:45



Rank	Bib	Name	NOC Code	A Score	B Score	Pen	Total
87	96	TOMKALNE A.	LAT	4.700	5.550	0.4	9.850
88	169	GLADKOVA A.	UKR	5.000	5.150	0.3	9.850
89	98	KAZAKEVICH A. V.	LAT	3.000	7.400	0.6	9.800
90	36	ANDERSEN L.	DEN	3.700	6.575	0.6	9.675
91	37	FURU M.	DEN	3.200	7.000	0.6	9.600
92	3	TOPLAK M.	AUT	3.900	6.050	0.4	9.550
93	129	NETO L.	POR	3.200	6.850	0.6	9.450
94	31	BARESOVA V.	CZE	4.200	5.950	0.7	9.450
95	126	ABRANTES D.	POR	3.400	6.575	0.6	9.375
96	103	BURZINSKAITE L.	LTU	4.000	5.675	0.3	9.375
97	118	TANGERUD M.	NOR	2.700	7.250	0.6	9.350
98	83	ARNADOTTIR L.	ISL	2.600	7.300	0.6	9.300
99	164	OZKAN O.	TUR	4.100	5.825	0.7	9.225
100	8	VANLIMBERGEN K.	BEL	5.000	4.500	0.4	9.100
101	122	ILNICKA D.	POL	4.100	5.125	0.3	8.925
102	117	UELAND FJELD C.	NOR	2.600	6.575	0.6	8.575
103	82	GUDMUNDSDOTTIR D.	ISL	3.100	6.000	0.6	8.500
104	39	KIRK M.	DEN	1.500	7.200	0.7	8.000
105	107	KIMMEL M.	LUX	2.800	5.550	0.6	7.750
106	97	GOROBECA O.	LAT	3.100	5.300	0.7	7.700
107	38	WENNBERG S.	DEN	2.700	5.075	0.6	7.175
108	84	ODINSDOTTIR T.	ISL	2.700	4.950	0.6	7.050
109	18	KALPAKENIEVA T.	BUL	1.900	3.650	0.6	4.950
110	104	VILKELYTE K.	LTU	2.400	0.275	0.9	1.775

#### Legend:

**Q** Qualified for Uneven Bars final

**R** Reserve for Uneven Bars final



Uneven Bars

Clermont-Ferrand (FRA) 3 - 6 April 2008

## RESULTS

### Women's Juniors - Team Competition - All-Around And Qual. For Compet. 3

FRI 4 APR 2008 - 17:45



Rank	Bib	Name	NOC Code	A Score	B Score	Pen	Total
1	51	DUFOURNET Y.	FRA	6.800	8.900		15.700 Q
2	137	NABIEVA T.	RUS	6.300	9.325		15.625 Q
3	136	MUSTAFINA A.	RUS	6.600	8.925		15.525 Q
4	140	SOLOVYEVA T.	RUS	6.100	9.150		15.250
5	132	PORGRAS A.	ROU	6.700	8.450		15.150 Q
6	135	RACEA A.	ROU	6.200	8.675		14.875 Q
7	134	VOICU C.	ROU	6.400	8.375		14.775
8	133	SABAU L.	ROU	5.900	8.850		14.750
9	167	DEMYANCHUK Y.	UKR	6.500	8.050		14.550 Q
10	114	MOSHAGE Y.	NED	6.000	8.475	0.1	14.375 Q
11	53	BREVET M.	FRA	5.300	9.050		14.350 Q
12	113	VAN GERNER C.	NED	5.800	8.550		14.350 R
13	166	KONONENKO N.	UKR	6.000	8.350		14.350 R
14	91	GALANTE P.	ITA	6.100	8.225		14.325 R
15	59	PINCHES J.	GBR	5.600	8.675		14.275
16	92	LA SPADA A.	ITA	5.900	8.275		14.175
17	52	STANIC C.	FRA	5.600	8.500		14.100
18	13	HURHACH A.	BLR	5.500	8.525		14.025
19	143	NOVAK F.	SLO	5.600	8.425		14.025
20	146	DIACCI J.	SUI	5.900	8.125		14.025
21	95	RANDO E.	ITA	5.300	8.650		13.950
22	54	GAFFINO M.	FRA	5.600	8.275		13.875
23	112	BLIND Natasja	NED	5.600	8.225		13.825
24	94	PREZIOSA E.	ITA	6.200	7.600		13.800
25	121	JANIK G.	POL	5.900	8.075	0.3	13.675
26	58	RIPPIN N.	GBR	5.900	7.725		13.625
27	6	MASSCHELIN R.	BEL	5.900	7.600		13.500
28	56	FRANCIS D.	GBR	6.100	7.375		13.475
29	168	FOMENKO A.	UKR	5.400	8.050		13.450
30	164	OZKAN O.	TUR	5.300	8.100		13.400
31	7	EGGERMONT J.	BEL	5.800	7.600		13.400
32	150	STEINGRUBER G.	SUI	5.400	7.975		13.375
33	111	MASELA W.	NED	5.600	7.800	0.1	13.300
34	19	PITSIKALIS M.	BUL	4.900	8.375		13.275
35	130	DAMASIO M.	POR	5.400	7.875		13.275
36	49	PIETILA R.	FIN	4.700	8.500		13.200
37	148	RUTZ J.	SUI	5.200	7.900		13.100
38	46	LAISI I.	FIN	5.300	7.800		13.100
39	8	VANLIMBERGEN K.	BEL	5.800	7.300		13.100
40	126	ABRANTES D.	POR	4.900	8.175		13.075
41	16	ZLATKOVA A.	BUL	5.200	7.850		13.050
42	17	MILEVA R.	BUL	4.900	8.125		13.025
43	72	KEKEGYI S.	HUN	4.600	8.400		13.000

Clermont-Ferrand (FRA) 3 - 6 April 2008

## RESULTS

### Women's Juniors - Team Competition - All-Around And Qual. For Compet. 3

FRI 4 APR 2008 - 17:45



Rank	Bib	Name	NOC Code	A Score	B Score	Pen	Total
44	62	SEITZ E.	GER	5.100	7.875		12.975
45	42	SANCHEZ V.	ESP	5.200	7.725		12.925
46	157	JONSSON I.	SWE	4.800	8.200	0.1	12.900
47	169	GLADKOVA A.	UKR	5.700	7.200		12.900
48	75	LONAI H.	HUN	5.400	7.450		12.850
49	69	SIRIGOU A.	GRE	5.100	7.700		12.800
50	63	HINDERMANN G.	GER	5.400	7.325		12.725
51	1	FA K.	AUT	5.400	7.300		12.700
52	141	KYSSELEF T.	SLO	4.600	8.025		12.625
53	5	ZOITL K.	AUT	4.900	7.700		12.600
54	81	HERMANSSDOTTIR T.	ISL	5.000	7.600		12.600
55	66	MAKANTASI S.	GRE	5.200	7.400		12.600
56	11	IVANETS H.	BLR	6.000	6.500		12.500
57	139	DEMENTYIEVA A.	RUS	6.000	6.400		12.400
58	26	GEORGIOU A.	CYP	5.200	7.125		12.325
59	76	WALLACE R.	IRL	5.300	7.025		12.325
60	82	GUDMUNDSDOTTIR D.	ISL	4.700	7.600		12.300
61	70	KAZAMIA K.	GRE	5.300	7.000		12.300
62	149	SENN Jennifer	SUI	5.300	7.000		12.300
63	68	BARMAXIZOGLOU M.	GRE	5.200	7.075		12.275
64	96	TOMKALNE A.	LAT	3.900	8.325		12.225
65	142	KAMNIKAR I.	SLO	4.800	7.425		12.225
66	159	SJOEBERG L.	SWE	4.700	7.500		12.200
67	73	MATE I.	HUN	4.800	7.450	0.1	12.150
68	14	ZAITSAVA N.	BLR	4.600	7.625	0.1	12.125
69	15	MAKHAUTSOVA V.	BLR	5.400	6.825	0.1	12.125
70	161	EROGLU D.	TUR	5.000	7.075		12.075
71	160	GUSTAFFSSON I.	SWE	4.500	7.525		12.025
72	47	JOUSIMIES E.	FIN	5.400	6.625		12.025
73	31	BARESOVA V.	CZE	4.600	7.400		12.000
74	151	KARAINDROSOVA A.	SVK	5.400	6.575		11.975
75	34	SAFRANKOVA V.	CZE	5.400	6.575		11.975
76	9	CROKET J.	BEL	5.900	6.075		11.975
77	65	HANSEN J.	GER	5.200	6.750		11.950
78	101	SVILPAITE L.	LTU	5.600	6.350		11.950
79	144	BELAK T.	SLO	5.000	6.925		11.925
80	57	HIBBERT N.	GBR	5.700	6.200		11.900
81	123	SRODON K.	POL	4.900	7.325	0.4	11.825
82	64	TOLLE P.	GER	5.100	6.700		11.800
83	129	NETO L.	POR	5.200	6.600		11.800
84	71	TOTH R.	HUN	5.200	6.525		11.725
85	4	SINIC HASLACHER M.	AUT	4.800	6.750		11.550
86	48	OJALA R.	FIN	5.000	6.475		11.475

Clermont-Ferrand (FRA) 3 - 6 April 2008

## RESULTS

### Women's Juniors - Team Competition - All-Around And Qual. For Compet. 3

FRI 4 APR 2008 - 17:45



Rank	Bib	Name	NOC Code	A Score	B Score	Pen	Total
87	162	AKSU G.	TUR	4.500	6.850		11.350
88	128	CHOON A.	POR	4.700	6.750	0.1	11.350
89	122	ILNICKA D.	POL	5.100	6.325	0.1	11.325
90	36	ANDERSEN L.	DEN	4.100	7.200		11.300
91	33	MOLACKOVA M.	CZE	4.700	6.600		11.300
92	84	ODINSDOTTIR T.	ISL	4.100	7.175		11.275
93	40	BRANDENBORG .	DEN	3.900	7.225		11.125
94	83	ARNADOTTIR L.	ISL	4.300	6.775		11.075
95	32	FUCKOVA N.	CZE	4.400	6.675		11.075
96	117	UELAND FJELD C.	NOR	4.800	6.275		11.075
97	107	KIMMEL M.	LUX	4.400	6.650	0.1	10.950
98	103	BURZINSKAITE L.	LTU	4.000	6.925		10.925
99	163	YUKSEL I.	TUR	4.600	6.325		10.925
100	152	REHAKOVA K.	SVK	5.400	5.450		10.850
101	116	EINARSDOTTIR A.	NOR	4.300	6.625	0.1	10.825
102	37	FURU M.	DEN	4.100	6.625		10.725
103	104	VILKELYTE K.	LTU	3.400	7.125		10.525
104	2	PENKER S.	AUT	4.800	5.825	0.1	10.525
105	38	WENNBERG S.	DEN	4.600	5.550		10.150
106	98	KAZAKEVICH V.	LAT	4.400	5.725	0.1	10.025
107	118	TANGERUD M.	NOR	4.100	5.800		9.900
108	18	KALPAKENIEVA T.	BUL	2.700	7.150		9.850
109	97	GOROBECA O.	LAT	3.500	6.300		9.800
110	41	IZURIETA A.	ESP	1.800	0.700	0.4	2.100

#### Legend:

**Q** Qualified for Beam final

**R** Reserve for Beam final



Beam

Clermont-Ferrand (FRA) 3 - 6 April 2008

## RESULTS

### Women's Juniors - Team Competition - All-Around And Qual. For Compet. 3

FRI 4 APR 2008 - 17:45



Rank	Bib	Name	NOC Code	A Score	B Score	Pen	Total
1	137	NABIEVA T.	RUS	6.000	8.875		14.875 Q
2	136	MUSTAFINA A.	RUS	6.100	8.700		14.800 Q
3	139	DEMENTYEVA A.	RUS	5.800	8.950		14.750
4	135	RACEA A.	ROU	5.800	8.875		14.675 Q
5	51	DUFOURNET Y.	FRA	6.100	8.675	0.3	14.475 Q
6	140	SOLOVYEVA T.	RUS	5.500	8.925		14.425
7	57	HIBBERT N.	GBR	5.500	8.800		14.300 Q
8	112	BLIND Natasja	NED	5.500	8.700		14.200 Q
9	133	SABAU L.	ROU	5.600	8.600		14.200 Q
10	92	LA SPADA A.	ITA	5.400	8.775		14.175 Q
11	59	PINCHES J.	GBR	5.500	8.650		14.150 R
12	114	MOSHAGE Y.	NED	5.500	8.650		14.150 R
13	58	RIPPIN N.	GBR	5.900	8.800	0.6	14.100
14	132	PORGRAS A.	ROU	5.300	8.875	0.1	14.075
15	134	VOICU C.	ROU	5.400	8.675		14.075
16	93	LICCETTA S.	ITA	5.200	8.825		14.025 R
17	91	GALANTE P.	ITA	5.500	8.600	0.1	14.000
18	111	MASELA W.	NED	5.200	8.650		13.850
19	7	EGGERMONT J.	BEL	5.700	8.100		13.800
20	146	DIACCI J.	SUI	5.200	8.550		13.750
21	6	MASSCHELIN R.	BEL	5.300	8.450		13.750
22	62	SEITZ E.	GER	5.300	8.450		13.750
23	56	FRANCIS D.	GBR	5.500	8.525	0.3	13.725
24	166	KONONENKO N.	UKR	5.300	8.425		13.725
25	167	DEMYANCHUK Y.	UKR	5.300	8.425		13.725
26	113	VAN GERNER C.	NED	5.500	8.300	0.1	13.700
27	94	PREZIOSA E.	ITA	5.400	8.625	0.4	13.625
28	168	FOMENKO A.	UKR	5.200	8.450	0.1	13.550
29	52	STANIC C.	FRA	5.300	8.425	0.2	13.525
30	54	GAFFINO M.	FRA	5.300	8.225		13.525
31	150	STEINGRUBER G.	SUI	5.000	8.500		13.500
32	53	BREVET M.	FRA	4.900	8.575		13.475
33	164	OZKAN O.	TUR	5.300	8.175		13.475
34	8	VANLIMBERGEN K.	BEL	5.200	8.250		13.450
35	66	MAKANTASI S.	GRE	5.300	8.150		13.450
36	170	KAYDALOVA A.	UKR	5.100	8.300		13.400
37	14	ZAITSAVA N.	BLR	5.000	8.350		13.350
38	63	HINDERMAN G.	GER	5.100	8.225		13.325
39	101	SVILPAITE L.	LTU	5.200	8.075		13.275
40	64	TOLLE P.	GER	4.800	8.400		13.200
41	143	NOVAK F.	SLO	5.100	8.025		13.125
42	46	LAISI I.	FIN	5.100	8.100	0.1	13.100
43	81	HERMANSSDOTTIR T.	ISL	5.100	8.000		13.100

Clermont-Ferrand (FRA) 3 - 6 April 2008

## RESULTS

### Women's Juniors - Team Competition - All-Around And Qual. For Compet. 3

FRI 4 APR 2008 - 17:45



Rank	Bib	Name	NOC Code	A Score	B Score	Pen	Total
44	42	SANCHEZ V.	ESP	5.100	8.000		13.100
45	1	FA K.	AUT	5.200	7.900		13.100
46	9	CROKET J.	BEL	5.400	7.700		13.100
47	47	JOUSIMIES E.	FIN	4.900	8.075		12.975
48	144	BELAK T.	SLO	4.900	8.050		12.950
49	129	NETO L.	POR	4.700	8.200		12.900
50	162	AKSU G.	TUR	4.700	8.150		12.850
51	72	KEKEGYI S.	HUN	4.900	7.950		12.850
52	121	JANIK G.	POL	5.500	7.550	0.2	12.850
53	13	HURHACH A.	BLR	5.100	7.800	0.1	12.800
54	19	PITSIKALIS M.	BUL	4.700	8.075		12.775
55	76	WALLACE R.	IRL	4.700	8.025		12.725
56	163	YUKSEL I.	TUR	4.600	8.100		12.700
57	68	BARMAXIZOGLOU M.	GRE	5.300	7.400		12.700
58	157	JONSSON I.	SWE	4.600	8.075		12.675
59	148	RUTZ J.	SUI	4.800	7.950	0.1	12.650
60	75	LONAI H.	HUN	4.800	7.850		12.650
61	142	KAMNIKAR I.	SLO	4.900	7.725		12.625
62	11	IVANETS H.	BLR	4.400	8.200		12.600
63	49	PIETILA R.	FIN	4.600	8.100	0.1	12.600
64	3	TOPLAK M.	AUT	4.700	7.900		12.600
65	73	MATE I.	HUN	5.300	7.275		12.575
66	159	SJOEBERG L.	SWE	4.900	7.625		12.525
67	141	KYSSELEF T.	SLO	4.800	7.800	0.1	12.500
68	70	KAZAMIA K.	GRE	4.600	7.975	0.1	12.475
69	71	TOTH R.	HUN	5.400	7.475	0.4	12.475
70	34	SAFRANKOVA V.	CZE	4.700	8.025	0.3	12.425
71	32	FUCKOVA N.	CZE	4.700	7.825	0.1	12.425
72	160	GUSTAFFSSON I.	SWE	4.500	7.800		12.300
73	151	KARAINDROSOVA A.	SVK	4.800	7.500		12.300
74	67	HAPSA A.	GRE	4.400	7.850		12.250
75	130	DAMASIO M.	POR	4.500	7.750		12.250
76	61	LENZ C.	GER	4.800	7.450		12.250
77	4	SINIC HASLACHER M.	AUT	4.600	7.525		12.125
78	161	EROGLU D.	TUR	4.600	7.950	0.5	12.050
79	128	CHOON A.	POR	4.600	7.750	0.3	12.050
80	31	BARESOVA V.	CZE	4.700	7.350		12.050
81	149	SENN Jennifer	SUI	5.100	6.925		12.025
82	122	ILNICKA D.	POL	4.300	7.600		11.900
83	2	PENKER S.	AUT	4.500	7.375		11.875
84	126	ABRANTES D.	POR	3.900	8.000	0.1	11.800
85	16	ZLATKOVA A.	BUL	5.000	6.850	0.1	11.750
86	17	MILEVA R.	BUL	4.900	7.275	0.5	11.675

Clermont-Ferrand (FRA) 3 - 6 April 2008

## RESULTS

### Women's Juniors - Team Competition - All-Around And Qual. For Compet. 3

FRI 4 APR 2008 - 17:45



Rank	Bib	Name	NOC Code	A Score	B Score	Pen	Total
87	15	MAKHAUTSOVA V.	BLR	3.900	7.900	0.3	11.500
88	48	OJALA R.	FIN	3.900	7.850	0.3	11.450
89	107	KIMMEL M.	LUX	4.000	7.450		11.450
90	97	GOROBECA O.	LAT	3.800	7.625		11.425
91	33	MOLACKOVA M.	CZE	4.600	7.200	0.4	11.400
92	83	ARNADOTTIR L.	ISL	3.800	7.575		11.375
93	82	GUDMUNDSDOTTIR D.	ISL	5.100	6.550	0.3	11.350
94	37	FURU M.	DEN	4.400	6.875		11.275
95	103	BURZINSKAITE L.	LTU	4.200	7.000		11.200
96	96	TOMKALNE A.	LAT	4.400	6.800		11.200
97	102	NEVEDOMSKAITE G.	LTU	3.400	7.700	0.1	11.000
98	117	UELAND FJELD C.	NOR	3.900	7.075		10.975
99	98	KAZAKEVICH V.	LAT	3.900	7.050		10.950
100	118	TANGERUD M.	NOR	3.700	7.300	0.1	10.900
101	84	ODINSDDOTTIR T.	ISL	3.400	7.475		10.875
102	116	EINARSDOTTIR A.	NOR	3.700	7.175		10.875
103	123	SRODON K.	POL	3.600	7.175		10.775
104	38	WENNBERG S.	DEN	4.000	6.875	0.1	10.775
105	26	GEORGIU A.	CYP	4.500	6.250		10.750
106	39	KIRK M.	DEN	3.700	6.825	0.1	10.425
107	36	ANDERSEN L.	DEN	4.300	6.200	0.6	9.900
108	152	REHAKOVA K.	SVK	4.100	5.800		9.900
109	18	KALPAKENIEVA T.	BUL	2.800	6.525		9.325

#### Legend:

**Q** Qualified for Floor final

**R** Reserve for Floor final



Floor



Clermont-Ferrand (FRA) 3 - 6 April 2008

## Vault

### Women's Juniors - Team Competition - All-Around And Qual. For Compet. 3

FRI 4 APR 2008 - 17:45



Rank	Bib	Name	NOC Code	Vault	A Score	B Score	Pen.	Vault	Total
1	137	NABIEVA T.	RUS	1	5.80	9.000		14.800	<b>14.487</b> Q
				2	5.20	8.975		14.175	
2	138	NOVIKOVA A.	RUS	1	5.50	8.950		14.450	<b>14.187</b> Q
				2	5.00	8.925		13.925	
3	51	DUFOURNET Y.	FRA	1	5.50	8.950		14.450	<b>14.075</b> Q
				2	4.80	8.900		13.700	
4	9	CROKET J.	BEL	1	5.30	8.875		14.175	<b>14.000</b> Q
				2	5.20	8.625		13.825	
5	121	JANIK G.	POL	1	5.30	8.825		14.125	<b>13.875</b> Q
				2	5.00	8.625		13.625	
6	7	EGGERMONT J.	BEL	1	5.20	8.750		13.950	<b>13.875</b> Q
				2	5.30	8.500		13.800	
7	71	TOTH R.	HUN	1	5.00	8.775		13.775	<b>13.787</b> Q
				2	5.00	8.800		13.800	
8	57	HIBBERT N.	GBR	1	5.00	8.725		13.725	<b>13.675</b> Q
				2	4.80	8.825		13.625	
9	111	MASELA W.	NED	1	5.00	8.800		13.800	<b>13.625</b> R
				2	4.60	8.850		13.450	
10	139	DEMENTYEVA A.	RUS	1	5.00	8.675		13.675	<b>13.600</b>
				2	4.80	8.725		13.525	
11	14	ZAITSAVA N.	BLR	1	5.00	8.900		13.900	<b>13.537</b> R
				2	4.60	8.575		13.175	
12	52	STANIC C.	FRA	1	5.00	8.825		13.825	<b>13.537</b> R
				2	4.40	8.850		13.250	
13	168	FOMENKO A.	UKR	1	4.60	9.025		13.625	<b>13.475</b>
				2	4.60	8.725		13.325	
14	150	STEINGRUBER G.	SUI	1	4.60	8.900		13.500	<b>13.400</b>
				2	4.60	8.700		13.300	
15	46	LAISI I.	FIN	1	4.60	8.650		13.250	<b>13.300</b>
				2	4.60	8.750		13.350	
16	159	SJOEBERG L.	SWE	1	4.40	8.900		13.300	<b>13.287</b>
				2	4.60	8.675		13.275	
17	133	SABAU L.	ROU	1	5.00	8.700		13.700	<b>13.275</b>
				2	4.80	8.050		12.850	
18	135	RACEA A.	ROU	1	5.00	9.025		14.025	<b>13.225</b>
				2	4.40	8.025		12.425	
19	69	SIRIGOU A.	GRE	1	5.00	8.525		13.525	<b>13.225</b>
				2	4.60	8.325		12.925	
20	166	KONONENKO N.	UKR	1	4.60	8.675		13.275	<b>13.200</b>
				2	4.40	8.725		13.125	
21	144	BELAK T.	SLO	1	5.00	8.575		13.575	<b>12.987</b>
				2	4.60	7.800		12.400	

Clermont-Ferrand (FRA) 3 - 6 April 2008

## Vault

### Women's Juniors - Team Competition - All-Around And Qual. For Compet. 3

FRI 4 APR 2008 - 17:45

**I**

Rank	Bib	Name	NOC Code	Vault	A Score	B Score	Pen.	Vault	Total
22	47	JOUSIMIES E.	FIN	1	4.40	8.700		13.100	<b>12.987</b>
				2	4.20	8.675		12.875	
23	81	HERMANSSDOTTIR T.	ISL	1	4.40	8.725		13.125	<b>12.950</b>
				2	4.20	8.575		12.775	
24	37	FURU M.	DEN	1	4.40	8.300		12.700	<b>12.712</b>
				2	4.20	8.525		12.725	
25	151	KARAINDROSOVA A.	SVK	1	4.20	7.775		11.975	<b>12.500</b>
				2	4.40	8.625		13.025	
26	36	ANDERSEN L.	DEN	1	4.00	8.650		12.650	<b>12.412</b>
				2	4.40	7.775		12.175	

#### Legend:

**Q** Qualified for Vault final

**R** Reserve for Vault final

**I**






























Vault

Clermont-Ferrand (FRA) 3 - 6 April 2008

## INDIVIDUAL JUDGES SCORES

Women's Juniors - Team Competition - All-Around And Qual. For Compet. 3

FRI 4 APR 2008 - 17:45



































Rank	Bib	Name	NOC Code		A Score	B1	B2	B3	B4	B5	B6	B Score	Pen.	Vault 1 Vault 2	Total	Rank by App.
1	137	NABIEVA T.	RUS		5.80	9.00	9.00	9.00	9.10	9.00	9.00	9.000		14.800	14.800	(1)
					5.20	9.00	9.00	9.00	9.00	8.90	8.90	8.975		14.175		
					6.50	9.10	9.10	9.10	8.90	8.80	9.20	9.050			15.550	(3)
					6.30	9.20	9.10	9.40	9.30	9.40	9.50	9.325			15.625	(2)
		<b>Total 60.850</b>			6.00	8.90	8.90	8.80	8.60	8.90	9.00	8.875			14.875	(1)
2	136	MUSTAFINA A.	RUS		5.50	9.00	8.90	8.70	9.00	8.90	8.70	8.875			14.375	(4)
					6.40	9.30	9.20	9.30	9.10	9.20	8.90	9.200			15.600	(1)
					6.60	9.00	8.90	9.00	8.80	9.20	8.70	8.925			15.525	(3)
					6.10	8.70	8.90	8.90	8.60	8.60	8.50	8.700			14.800	(2)
3	51	DUFOURNET Y.	FRA		5.50	9.00	8.90	8.90	8.90	9.00	9.10	8.950		14.450	14.450	(3)
					4.80	9.00	9.00	9.00	8.80	8.80	8.80	8.900		13.700		
					6.80	9.10	8.90	9.00	8.70	8.60	8.60	8.800			15.600	(2)
					6.80	8.80	8.40	8.90	8.80	9.10	9.40	8.900			15.700	(1)
		<b>Total 60.225</b>			6.10	8.70	8.70	8.80	8.70	8.60	8.40	8.675	0.3		14.475	(5)
4	135	RACEA A.	ROU		5.00	9.00	8.90	9.00	9.10	9.10	9.00	9.025		14.025	14.025	(7)
					4.40	8.00	7.80	8.00	8.20	8.10	8.00	8.025		12.425		
					5.10	8.40	8.20	8.40	8.30	8.20	8.00	8.275			13.375	(31)
					6.20	8.70	8.50	8.90	8.50	8.80	8.70	8.675			14.875	(6)
		<b>Total 56.950</b>			5.80	8.90	9.10	8.80	8.70	8.90	8.90	8.875			14.675	(4)
5	91	GALANTE P.	ITA		5.00	8.80	8.80	8.80	8.70	8.80	8.90	8.800			13.800	(16)
					6.50	7.80	8.10	8.10	8.00	8.30	7.30	8.000			14.500	(9)
					6.10	8.20	8.20	8.40	8.30	8.20	8.20	8.225			14.325	(14)
					5.50	8.70	8.60	8.50	9.00	8.20	8.60	8.600	0.1		14.000	(17)
6	133	SABAU L.	ROU		5.00	8.80	9.00	8.60	8.40	8.70	8.70	8.700		13.700	13.700	(24)
					4.80	8.00	8.10	8.50	8.10	8.00	8.00	8.050		12.850		
					5.50	8.20	8.50	8.40	8.60	8.40	8.50	8.450			13.950	(21)
					5.90	8.90	8.80	8.80	8.80	8.90	9.10	8.850			14.750	(8)
		<b>Total 56.600</b>			5.60	8.90	8.90	8.40	8.70	8.30	8.40	8.600			14.200	(9)
7	92	LA SPADA A.	ITA		5.00	8.90	8.80	8.80	8.80	9.00	9.00	8.875			13.875	(11)
					5.60	8.20	8.90	8.80	8.60	8.60	9.00	8.725			14.325	(12)
					5.90	8.40	8.20	8.30	8.20	8.10	8.50	8.275			14.175	(16)
					5.40	8.90	8.40	8.60	8.70	8.90	8.90	8.775			14.175	(10)
8	59	PINCHES J.	GBR		5.00	8.70	8.80	8.70	8.60	8.60	8.60	8.650			13.650	(27)
					5.60	9.00	9.00	8.80	9.20	9.20	8.70	9.000	0.3		14.300	(13)
					5.60	8.50	8.80	8.70	8.60	8.60	8.90	8.675			14.275	(15)
					5.50	8.50	8.40	8.70	8.50	8.90	8.90	8.650			14.150	(11)
		<b>Total 56.375</b>														

Clermont-Ferrand (FRA) 3 - 6 April 2008

## INDIVIDUAL JUDGES SCORES

Women's Juniors - Team Competition - All-Around And Qual. For Compet. 3

FRI 4 APR 2008 - 17:45








































Rank	Bib	Name	NOC	Code		A Score	B1	B2	B3	B4	B5	B6	B Score	Pen.	Vault 1 Vault 2	Total	Rank by App.
9	132	PORGRAS A.	ROU		5.00	8.60	8.70	8.80	8.50	8.80	8.50	8.650				13.650	(26)
				5.60	8.00	7.90	8.00	7.60	7.80	7.70	7.850				13.450	(28)	
				6.70	8.60	8.50	8.30	8.00	8.40	8.60	8.450				15.150	(5)	
				5.30	8.90	8.80	8.40	8.90	8.90	8.90	8.875	0.1			14.075	(14)	
Total 56.325																	
10	113	VAN GERNER C.	NED		5.00	8.80	8.90	8.80	8.80	8.70	8.70	8.775				13.775	(20)
				5.30	9.00	9.00	8.80	9.00	9.10	8.60	8.950				14.250	(14)	
				5.80	8.80	8.40	8.60	8.40	8.50	8.70	8.550				14.350	(12)	
				5.50	8.50	8.50	8.40	8.10	8.20	8.00	8.300	0.1			13.700	(26)	
Total 56.075																	
10	166	KONONENKO N.	UKR		4.60	8.70	8.60	8.80	8.70	8.60	8.70	8.675			13.275	13.275	(41)
				4.40	8.80	8.70	8.60	8.90	8.60	8.80	8.725			13.125			
				6.00	9.20	8.00	9.30	9.10	8.90	8.90	9.025	0.3			14.725	(6)	
				6.00	8.50	8.50	8.30	8.20	8.10	8.40	8.350				14.350	(13)	
Total 56.075																	
12	139	DEMENTYEVA A.	RUS		5.00	8.80	8.40	8.60	8.50	8.90	8.80	8.675			13.675	13.675	(25)
				4.80	8.80	8.80	8.50	8.80	8.40	8.80	8.725			13.525			
				5.90	9.10	9.30	8.50	9.20	9.20	9.00	9.125				15.025	(4)	
				6.00	6.60	6.60	6.20	6.20	6.40	6.40	6.400				12.400	(57)	
Total 55.850																	
13	52	STANIC C.	FRA		5.00	8.90	8.90	8.80	8.80	8.80	8.70	8.825			13.825	13.825	(14)
				4.40	8.80	8.80	9.00	9.00	8.80	8.80	8.850			13.250			
				5.80	8.40	7.80	8.50	8.30	7.80	7.80	8.075				13.875	(22)	
				5.60	8.10	8.60	8.80	8.50	8.50	8.40	8.500				14.100	(17)	
Total 55.325																	
13	52	STANIC C.	FRA		5.30	8.40	8.40	8.30	8.50	8.50	8.40	8.425	0.2			13.525	(29)
14	111	MASELA W.	NED		5.00	8.80	8.90	8.80	8.80	8.80	8.80	8.800			13.800	13.800	(15)
				4.60	8.90	8.80	9.00	8.80	8.80	8.90	8.850			13.450			
				5.40	8.80	8.80	8.70	8.90	8.40	8.70	8.750				14.150	(16)	
				5.60	7.10	7.80	7.80	7.80	7.80	7.80	7.800	0.1			13.300	(33)	
Total 55.100																	
14	111	MASELA W.	NED		5.20	8.80	8.50	8.60	8.50	8.80	8.70	8.650				13.850	(18)
15	58	RIPPIN N.	GBR		4.60	8.80	8.70	8.60	8.40	8.50	8.50	8.575				13.175	(49)
				5.50	8.60	8.80	8.80	8.60	8.50	8.60	8.650				14.150	(17)	
				5.90	7.80	7.60	7.80	7.50	7.80	7.70	7.725				13.625	(26)	
				5.90	8.60	8.90	8.90	9.00	8.80	8.30	8.800	0.6			14.100	(13)	
Total 55.050																	
16	62	SEITZ E.	GER		5.00	8.80	8.70	8.60	8.80	8.80	9.00	8.775				13.775	(19)
				5.90	8.80	9.00	8.40	7.90	8.30	8.90	8.600				14.500	(8)	
				5.10	7.80	8.00	7.80	7.30	7.90	8.10	7.875				12.975	(44)	
				5.30	8.50	8.40	8.40	8.50	9.20	8.20	8.450				13.750	(22)	
Total 55.000																	

Clermont-Ferrand (FRA) 3 - 6 April 2008

## INDIVIDUAL JUDGES SCORES

Women's Juniors - Team Competition - All-Around And Qual. For Compet. 3

FRI 4 APR 2008 - 17:45








































Rank	Bib	Name	NOC Code		A Score	B1	B2	B3	B4	B5	B6	B Score	Pen.	Vault 1 Vault 2	Total	Rank by App.
17	56	FRANCIS D.	GBR		5.00	8.50	8.80	8.50	8.80	8.60	8.50	8.600			13.600	(30)
					5.20	8.90	8.80	9.20	9.00	9.00	8.90	8.950			14.150	(15)
					6.10	7.20	7.60	7.40	7.30	7.50	7.30	7.375			13.475	(28)
		<b>Total 54.950</b>			5.50	8.40	8.70	8.80	8.40	8.60	8.00	8.525	0.3		13.725	(23)
18	134	VOICU C.	ROU		4.40	8.90	9.00	8.90	8.80	8.80	8.70	8.850			13.250	(42)
					5.10	7.30	7.80	7.70	8.00	7.40	7.70	7.650			12.750	(40)
					6.40	8.50	8.40	8.20	8.00	8.50	8.40	8.375			14.775	(7)
		<b>Total 54.850</b>			5.40	8.70	8.90	8.60	8.70	8.50	8.70	8.675			14.075	(15)
19	94	PREZIOSA E.	ITA		5.00	8.80	8.80	8.80	8.70	8.70	8.80	8.775			13.775	(21)
					5.50	8.20	7.90	8.00	8.40	7.80	8.60	8.125			13.625	(24)
					6.20	7.90	7.60	7.60	7.60	7.40	7.60	7.600			13.800	(24)
		<b>Total 54.825</b>			5.40	8.70	8.80	8.50	8.90	8.50	8.40	8.625	0.4		13.625	(27)
20	167	DEMYANCHUK Y.	UKR		4.40	8.40	8.40	8.40	8.40	8.40	8.40	8.400			12.800	(71)
					5.40	8.30	8.50	8.80	8.70	8.80	8.40	8.600	0.3		13.700	(23)
					6.50	8.10	8.10	8.20	7.90	7.90	8.10	8.050			14.550	(9)
		<b>Total 54.775</b>			5.30	8.50	8.40	8.40	8.50	8.30	8.40	8.425			13.725	(25)
21	7	EGGERMONT J.	BEL		5.20	8.80	8.70	8.60	8.70	8.90	8.80	8.750		13.950	13.950	(8)
					5.30	8.80	8.60	8.50	8.30	8.40	8.50	8.500		13.800		
					5.60	8.20	8.20	7.90	8.10	7.80	7.60	8.000			13.600	(25)
		<b>Total 54.750</b>			5.80	7.20	7.00	7.60	7.80	7.80	8.40	7.600			13.400	(31)
					5.70	8.30	8.60	7.90	8.10	7.20	8.10	8.100			13.800	(19)
22	6	MASSCHELIN R.	BEL		4.60	8.90	8.80	8.60	8.90	9.10	9.10	8.925			13.525	(34)
					5.60	7.80	7.50	7.80	7.80	8.20	8.60	7.900	0.1		13.400	(30)
					5.90	7.70	7.20	7.60	7.10	7.90	8.10	7.600			13.500	(27)
		<b>Total 54.175</b>			5.30	8.40	8.60	8.30	8.30	8.60	8.50	8.450			13.750	(21)
23	57	HIBBERT N.	GBR		5.00	8.80	8.70	8.70	8.80	8.70	8.70	8.725		13.725	13.725	(22)
					4.80	8.90	8.80	8.60	8.70	8.90	8.90	8.825		13.625		
					5.40	8.90	9.20	8.80	8.40	8.70	8.30	8.700			14.100	(19)
		<b>Total 54.025</b>			5.70	6.40	6.20	6.20	6.00	5.90	6.40	6.200			11.900	(80)
					5.50	8.80	8.70	8.90	8.90	8.50	8.80	8.800			14.300	(7)
24	146	DIACCI J.	SUI		4.60	9.10	8.90	9.10	9.00	9.00	9.00	9.025			13.625	(28)
					5.30	6.90	7.40	7.40	7.40	6.90	7.20	7.225			12.525	(42)
					5.90	8.10	8.40	7.70	8.30	8.10	8.00	8.125			14.025	(20)
		<b>Total 53.925</b>			5.20	8.60	8.60	8.80	8.60	8.20	8.40	8.550			13.750	(20)
24	168	FOMENKO A.	UKR		4.60	9.10	9.00	9.00	9.00	9.10	9.00	9.025		13.625	13.625	(29)
					4.60	8.80	8.80	8.60	8.70	8.70	8.70	8.725		13.325		
					5.10	8.80	9.00	8.20	8.10	8.30	8.70	8.500	0.3		13.300	(34)
					5.40	8.00	8.10	8.20	7.80	7.90	8.20	8.050			13.450	(29)
		<b>Total 53.925</b>			5.20	8.60	8.30	8.50	8.30	8.50	8.50	8.450	0.1		13.550	(28)

Clermont-Ferrand (FRA) 3 - 6 April 2008

## INDIVIDUAL JUDGES SCORES

Women's Juniors - Team Competition - All-Around And Qual. For Compet. 3

FRI 4 APR 2008 - 17:45







































Rank	Bib	Name	NOC Code		A Score	B1	B2	B3	B4	B5	B6	B Score	Pen.	Vault 1 Vault 2	Total	Rank by App.
26	42	SANCHEZ V.	ESP		5.00	8.90	9.00	8.70	8.70	8.90	8.90	8.850			13.850	(13)
					5.20	8.30	8.30	8.30	7.70	8.00	8.10	8.175			13.375	(32)
					5.20	7.70	7.70	7.90	7.60	7.60	8.00	7.725			12.925	(45)
					5.10	8.00	8.40	8.00	8.10	7.90	7.80	8.000			13.100	(44)
		<b>Total 53.250</b>														
27	13	HURHACH A.	BLR		4.40	9.00	8.90	8.90	9.10	8.90	8.80	8.925			13.325	(39)
					4.70	8.40	8.20	8.40	8.70	8.50	8.50	8.450	0.1		13.050	(36)
					5.50	9.10	8.60	8.50	8.40	8.60	8.20	8.525			14.025	(18)
					5.10	8.20	8.30	7.70	7.70	7.60	7.60	7.800	0.1		12.800	(53)
		<b>Total 53.200</b>														
28	121	JANIK G.	POL		5.30	8.90	8.70	8.60	8.90	9.00	8.80	8.825		14.125	14.125	(6)
					5.00	8.70	8.80	8.50	8.50	8.80	8.40	8.625		13.625		
					5.40	7.60	7.20	7.10	6.80	7.30	6.90	7.125			12.525	(43)
					5.90	8.20	8.00	8.20	7.90	7.40	8.50	8.075	0.3		13.675	(25)
					5.50	8.10	8.00	7.30	7.40	7.00	7.50	7.550	0.2		12.850	(52)
		<b>Total 53.175</b>														
29	101	SVILPAITE L.	LTU		4.60	8.70	8.20	8.60	8.50	8.60	8.30	8.500			13.100	(55)
					6.30	8.30	7.90	7.20	8.30	8.40	8.00	8.125			14.425	(10)
					5.60	6.30	6.50	6.30	6.10	6.30	7.00	6.350			11.950	(78)
					5.20	8.00	8.00	8.20	8.10	7.90	8.20	8.075			13.275	(39)
		<b>Total 52.750</b>														
30	46	LAISI I.	FIN		4.60	8.70	8.50	8.50	8.70	8.70	8.70	8.650		13.250	13.250	(44)
					4.60	8.80	8.70	8.80	8.90	8.70	8.70	8.750		13.350		
					4.80	8.40	8.00	8.40	8.10	8.20	8.50	8.275	0.4		12.675	(41)
					5.30	8.00	7.50	7.70	7.70	7.80	8.00	7.800			13.100	(38)
					5.10	8.10	8.20	8.10	8.00	7.60	8.20	8.100	0.1		13.100	(42)
		<b>Total 52.125</b>														
31	143	NOVAK F.	SLO		4.40	8.80	8.40	8.60	8.80	8.70	8.60	8.675			13.075	(57)
					5.30	6.40	6.70	6.40	7.30	6.00	7.10	6.650	0.1		11.850	(52)
					5.60	8.60	8.10	8.30	8.40	8.50	8.50	8.425			14.025	(19)
					5.10	8.20	8.10	7.70	8.00	8.10	7.90	8.025			13.125	(41)
		<b>Total 52.075</b>														
32	11	IVANETS H.	BLR		4.80	8.80	8.60	8.50	8.90	8.90	8.80	8.775			13.575	(32)
					5.90	7.50	7.60	7.10	7.40	7.30	7.50	7.425			13.325	(33)
					6.00	6.50	7.00	6.60	6.10	6.00	6.80	6.500			12.500	(56)
					4.40	8.50	8.30	7.60	8.10	8.10	8.30	8.200			12.600	(62)
		<b>Total 52.000</b>														
32	66	MAKANTASI S.	GRE		4.40	8.50	8.80	8.50	8.70	8.50	8.60	8.575			12.975	(65)
					5.30	8.40	8.80	8.00	7.70	7.80	7.60	7.975	0.3		12.975	(37)
					5.20	8.20	7.30	7.30	7.10	7.30	7.70	7.400			12.600	(55)
					5.30	8.20	8.20	8.20	8.20	7.80	8.00	8.150			13.450	(35)
		<b>Total 52.000</b>														
34	14	ZAITSAVA N.	BLR		5.00	8.80	9.00	8.90	8.90	8.90	8.90	8.900		13.900	13.900	(9)
					4.60	8.50	8.70	8.70	8.40	8.80	8.40	8.575		13.175		
					5.10	6.90	7.40	6.70	7.40	7.00	7.90	7.175			12.275	(48)
					4.60	7.50	7.20	7.70	7.70	7.70	7.60	7.625	0.1		12.125	(68)
					5.00	8.10	8.50	8.30	8.40	8.20	8.50	8.350			13.350	(37)
		<b>Total 51.650</b>														

Clermont-Ferrand (FRA) 3 - 6 April 2008

## INDIVIDUAL JUDGES SCORES

Women's Juniors - Team Competition - All-Around And Qual. For Compet. 3

FRI 4 APR 2008 - 17:45

































Rank	Bib	Name	NOC Code		A Score	B1	B2	B3	B4	B5	B6	B Score	Pen.	Vault 1 Vault 2	Total	Rank by App.
35	64	TOLLE P.	GER		4.40	8.70	8.70	8.80	8.60	8.50	8.60	8.650			13.050	(60)
					5.00	8.70	8.50	8.60	9.00	8.90	9.00	8.800	0.3		13.500	(26)
					5.10	6.90	6.90	6.80	6.60	6.50	6.50	6.700			11.800	(82)
					4.80	8.60	8.40	8.30	8.00	8.30	8.80	8.400			13.200	(40)
		<b>Total 51.550</b>														
36	150	STEINGRUBER G.	SUI		4.60	8.90	8.90	8.70	8.90	8.90	8.90	8.900		13.500	13.500	(36)
					4.60	8.70	8.60	8.50	8.80	8.80	8.70	8.700		13.300		
					5.00	5.30	6.10	5.70	6.30	6.40	5.80	5.975			10.975	(69)
					5.40	8.20	7.60	8.00	7.80	7.90	8.20	7.975			13.375	(32)
					5.00	8.10	8.30	8.40	8.50	8.90	8.80	8.500			13.500	(31)
		<b>Total 51.350</b>														
37	149	SENN Jennifer	SUI		4.60	9.00	8.80	8.70	8.80	8.80	8.80	8.800			13.400	(38)
					5.40	8.20	8.20	8.50	8.50	8.50	8.40	8.400	0.3		13.500	(27)
					5.30	7.10	7.20	7.20	6.40	6.70	7.00	7.000			12.300	(62)
					5.10	6.10	7.10	7.20	7.10	6.80	6.70	6.925			12.025	(81)
		<b>Total 51.225</b>														
37	157	JONSSON I.	SWE		4.40	8.70	8.80	8.90	9.00	8.80	8.90	8.850			13.250	(42)
					5.10	7.70	7.20	7.40	6.70	7.30	8.20	7.400	0.1		12.400	(45)
					4.80	8.20	8.20	8.20	7.80	8.20	8.80	8.200	0.1		12.900	(46)
					4.60	8.30	8.00	7.80	8.20	8.00	8.10	8.075			12.675	(58)
		<b>Total 51.225</b>														
39	71	TOTH R.	HUN		5.00	8.90	8.90	8.50	8.50	8.80	8.90	8.775		13.775	13.775	(17)
					5.00	8.80	8.80	8.80	8.80	8.90	8.60	8.800		13.800		
					5.40	6.70	7.30	7.60	7.10	7.50	7.80	7.375			12.775	(39)
					5.20	6.70	6.50	6.70	6.20	6.20	6.70	6.525			11.725	(84)
					5.40	7.60	7.40	7.60	7.30	7.80	7.00	7.475	0.4		12.475	(69)
		<b>Total 50.750</b>														
40	15	MAKHAUTSOVA V.	BLR		4.40	8.60	8.70	8.80	8.70	8.50	8.60	8.650			13.050	(61)
					5.80	8.40	8.00	8.30	8.00	7.90	8.40	8.175			13.975	(20)
					5.40	7.10	7.00	6.90	6.60	6.80	6.50	6.825	0.1		12.125	(69)
					3.90	7.60	8.10	8.00	7.90	7.70	8.00	7.900	0.3		11.500	(87)
		<b>Total 50.650</b>														
41	1	FA K.	AUT		4.40	8.90	8.80	8.80	8.70	8.90	8.80	8.825			13.225	(45)
					5.00	7.40	7.40	6.50	6.50	7.20	7.10	7.050	0.6		11.450	(57)
					5.40	7.60	7.30	7.60	6.80	7.30	7.00	7.300			12.700	(51)
					5.20	8.20	8.10	7.70	7.80	7.80	7.90	7.900			13.100	(45)
		<b>Total 50.475</b>														
42	68	BARMAXIZOGLOU M.	GRE		4.40	8.60	8.60	8.80	8.70	8.60	8.60	8.625			13.025	(62)
					4.80	7.10	7.00	7.10	7.60	7.90	7.60	7.350			12.150	(50)
					5.20	7.40	7.10	6.90	6.60	6.90	7.90	7.075			12.275	(63)
					5.30	7.00	7.60	7.40	7.70	7.30	7.30	7.400			12.700	(57)
		<b>Total 50.150</b>														
43	19	PITSIKALIS M.	BUL		4.40	8.40	8.60	8.80	8.50	8.80	8.50	8.600			13.000	(64)
					3.10	8.20	7.90	8.00	8.00	8.10	8.40	8.075	0.3		10.875	(70)
					4.90	8.60	8.10	8.50	8.50	8.20	8.30	8.375			13.275	(34)
					4.70	8.00	8.20	7.50	8.00	8.10	8.30	8.075			12.775	(54)
		<b>Total 49.925</b>														

Clermont-Ferrand (FRA) 3 - 6 April 2008

## INDIVIDUAL JUDGES SCORES

Women's Juniors - Team Competition - All-Around And Qual. For Compet. 3

FRI 4 APR 2008 - 17:45

Rank	Bib	Name	NOC Code		A Score	B1	B2	B3	B4	B5	B6	B Score	Pen.	Vault 1 Vault 2	Total	Rank by App.
44	81	HERMANSSDOTTIR T.	ISL		4.40	8.90	8.70	8.70	8.80	8.60	8.70	8.725		13.125	13.125	(52)
					4.20	8.80	8.60	8.60	8.60	8.50	8.50	8.575		12.775		
					3.60	8.40	8.30	8.00	8.10	7.90	7.90	8.075	0.6		11.075	(64)
					5.00	7.60	7.60	7.50	7.50	7.70	7.80	7.600			12.600	(54)
		<b>Total 49.900</b>			5.10	7.70	8.10	7.60	8.30	8.30	7.90	8.000			13.100	(43)
45	73	MATE I.	HUN		4.60	8.80	9.00	9.00	8.90	9.10	9.00	8.975			13.575	(31)
					4.80	7.40	7.40	7.20	6.80	7.30	6.80	7.175	0.4		11.575	(55)
					4.80	7.40	7.60	7.50	7.20	7.30	7.90	7.450	0.1		12.150	(67)
					5.30	7.60	7.50	7.10	7.10	7.40	6.90	7.275			12.575	(65)
		<b>Total 49.875</b>														
46	159	SJOEBERG L.	SWE		4.40	9.00	8.90	9.00	8.80	8.90	8.70	8.900		13.300	13.300	(40)
					4.60	8.50	8.70	8.60	8.70	8.70	8.80	8.675		13.275		
					4.10	8.00	8.40	8.10	8.00	8.50	8.20	8.175	0.6		11.675	(54)
					4.70	7.50	7.50	7.70	7.30	7.80	7.10	7.500			12.200	(66)
		<b>Total 49.700</b>			4.90	8.00	7.80	7.50	7.50	7.40	7.70	7.625			12.525	(66)
47	17	MILEVA R.	BUL		4.40	8.90	8.60	8.70	8.50	8.90	8.60	8.700			13.100	(56)
					4.60	7.00	7.70	7.60	7.00	7.10	7.60	7.325	0.4		11.525	(56)
					4.90	8.30	8.10	8.10	8.20	8.10	7.70	8.125			13.025	(42)
					4.90	7.20	7.40	6.80	6.20	7.90	7.70	7.275	0.5		11.675	(86)
		<b>Total 49.325</b>														
48	144	BELAK T.	SLO		5.00	8.80	8.60	8.40	8.30	8.70	8.60	8.575		13.575	13.575	(33)
					4.60	8.00	7.80	7.90	7.70	7.60	7.80	7.800		12.400		
					4.10	6.60	7.10	6.40	6.50	6.70	7.40	6.725			10.825	(72)
					5.00	6.70	6.90	7.00	6.60	7.40	7.10	6.925			11.925	(79)
		<b>Total 49.275</b>			4.90	7.90	8.10	8.00	8.20	8.20	7.30	8.050			12.950	(48)
49	130	DAMASIO M.	POR		4.40	8.10	8.00	8.00	7.80	8.20	7.80	7.975			12.375	(96)
					3.70	8.60	8.20	8.30	7.80	8.00	8.20	8.175	0.6		11.275	(59)
					5.40	7.90	7.80	7.80	7.70	8.00	8.60	7.875			13.275	(35)
					4.50	7.80	7.90	8.00	7.60	7.70	7.50	7.750			12.250	(75)
		<b>Total 49.175</b>														
50	47	JOUSIMIES E.	FIN		4.40	8.90	8.40	8.60	8.80	8.70	8.70	8.700		13.100	13.100	(54)
					4.20	8.70	8.70	8.60	8.70	8.60	8.70	8.675		12.875		
					3.90	7.70	7.80	7.80	7.70	7.80	7.50	7.750	0.6		11.050	(66)
					5.40	7.10	7.20	6.50	6.50	6.40	6.30	6.625			12.025	(72)
		<b>Total 49.150</b>			4.90	8.30	8.20	8.00	7.90	7.80	8.20	8.075			12.975	(47)
51	34	SAFRANKOVA V.	CZE		4.20	8.80	8.50	8.50	8.60	8.50	8.40	8.525			12.725	(74)
					3.70	8.40	8.40	8.50	8.30	8.00	7.70	8.275	0.3		11.675	(53)
					5.40	6.80	6.60	6.60	6.20	6.40	6.70	6.575			11.975	(75)
					4.70	8.10	8.30	8.00	8.00	8.00	8.00	8.025	0.3		12.425	(70)
		<b>Total 48.800</b>														








































Clermont-Ferrand (FRA) 3 - 6 April 2008

## INDIVIDUAL JUDGES SCORES

Women's Juniors - Team Competition - All-Around And Qual. For Compet. 3

FRI 4 APR 2008 - 17:45





































Rank	Bib	Name	NOC Code		A Score	B1	B2	B3	B4	B5	B6	B Score	Pen.	Vault 1 Vault 2	Total	Rank by App.
52	141	KYSSELEF T.	SLO		4.60	8.70	8.50	8.40	8.30	8.70	8.60	8.550			13.150	(50)
					5.10	5.30	4.30	4.30	5.50	5.20	5.10	4.975	0.1		9.975	(85)
		<b>Total 48.250</b>			4.60	7.80	7.90	8.40	8.10	8.10	8.00	8.025			12.625	(52)
					4.80	7.70	8.20	7.70	7.20	8.50	7.60	7.800	0.1		12.500	(67)
53	142	KAMNIKAR I.	SLO		4.20	8.10	8.50	8.30	7.90	8.40	8.10	8.225			12.425	(95)
					5.20	4.80	5.90	6.00	6.00	5.70	5.40	5.750	0.1		10.850	(71)
		<b>Total 48.125</b>			4.80	7.70	7.30	7.60	7.10	7.70	6.80	7.425			12.225	(65)
					4.90	7.70	7.70	7.60	7.60	7.90	7.90	7.725			12.625	(61)
54	164	OZKAN O.	TUR		4.40	7.80	8.20	8.20	7.80	8.00	8.20	8.050	0.5		11.950	(104)
					4.10	6.00	6.20	5.30	4.70	6.40	5.80	5.825	0.7		9.225	(99)
		<b>Total 48.050</b>			5.30	8.40	7.80	8.10	8.00	8.10	8.20	8.100			13.400	(30)
					5.30	8.20	8.20	8.20	8.10	8.20	7.90	8.175			13.475	(33)
55	16	ZLATKOVA A.	BUL		4.60	7.70	7.50	7.70	8.00	7.50	7.70	7.650			12.250	(100)
					3.90	7.20	7.90	7.40	7.60	7.30	6.80	7.375	0.3		10.975	(68)
		<b>Total 48.025</b>			5.20	7.70	7.90	8.10	8.00	7.70	7.80	7.850			13.050	(41)
					5.00	6.70	7.10	6.00	6.60	7.30	7.00	6.850	0.1		11.750	(85)
56	4	SINIC HASLACHER M.	AUT		4.20	8.50	8.40	8.30	8.50	8.30	8.50	8.425			12.625	(85)
					4.80	6.90	7.20	6.00	6.70	6.30	7.00	6.725	0.3		11.225	(61)
		<b>Total 47.525</b>			4.80	6.90	6.90	6.50	6.60	6.60	7.30	6.750			11.550	(85)
					4.60	8.00	7.40	7.00	7.90	7.60	7.20	7.525			12.125	(77)
56	162	AKSU G.	TUR		4.20	8.40	8.50	8.50	8.30	8.40	8.40	8.425			12.625	(86)
					3.80	7.50	7.40	7.40	8.10	7.10	7.70	7.500	0.6		10.700	(73)
		<b>Total 47.525</b>			4.50	6.90	6.70	6.80	6.90	6.80	7.30	6.850			11.350	(87)
					4.70	8.10	8.00	7.80	8.20	8.30	8.40	8.150			12.850	(50)
58	76	WALLACE R.	IRL		4.40	7.70	7.90	7.80	7.50	7.30	7.80	7.700			12.100	(102)
					3.60	7.80	6.70	6.80	7.40	7.30	7.40	7.225	0.6		10.225	(79)
		<b>Total 47.375</b>			5.30	7.40	7.00	7.00	6.60	7.00	7.10	7.025			12.325	(59)
					4.70	8.10	8.00	7.80	7.40	8.20	8.20	8.025			12.725	(55)
59	32	FUCKOVA N.	CZE		4.40	8.80	8.70	8.70	8.80	9.00	8.60	8.750			13.150	(51)
					3.70	7.10	7.20	7.20	7.60	7.40	7.60	7.350	0.6		10.450	(77)
		<b>Total 47.100</b>			4.40	6.90	6.90	6.30	6.10	6.60	6.90	6.675			11.075	(95)
					4.70	8.10	7.90	7.60	7.90	7.60	7.90	7.825	0.1		12.425	(71)
60	151	KARAINDROSOVA A.	SVK		4.20	7.80	7.50	7.90	7.40	8.00	7.90	7.775		11.975	11.975	(103)
					4.40	8.80	8.60	8.70	8.50	8.60	8.60	8.625		13.025		
					3.40	7.80	8.10	7.80	7.90	8.00	7.60	7.875	0.6		10.675	(74)
		<b>Total 46.925</b>			5.40	7.00	6.70	6.60	6.40	6.60	6.40	6.575			11.975	(74)
					4.80	8.10	7.40	7.50	7.20	7.70	7.40	7.500			12.300	(73)

Clermont-Ferrand (FRA) 3 - 6 April 2008

## INDIVIDUAL JUDGES SCORES

Women's Juniors - Team Competition - All-Around And Qual. For Compet. 3

FRI 4 APR 2008 - 17:45







































Rank	Bib	Name	NOC Code		A Score	B1	B2	B3	B4	B5	B6	B Score	Pen.	Vault 1 Vault 2	Total	Rank by App.
61	161	EROGLU D.	TUR		4.40	7.30	7.40	7.60	7.40	7.20	7.10	7.325			11.725	(106)
					2.70	8.30	9.00	9.00	9.00	9.00	8.80	8.950	0.6		11.050	(65)
					5.00	7.20	6.90	7.40	7.00	6.80	7.20	7.075			12.075	(70)
					4.60	7.70	8.20	8.00	7.80	7.90	8.10	7.950	0.5		12.050	(78)
		<b>Total 46.900</b>														
62	33	MOLACKOVA M.	CZE		4.20	8.50	8.70	8.40	8.40	8.50	8.40	8.450			12.650	(81)
					3.50	8.70	8.60	8.50	8.30	8.30	8.40	8.450	0.6		11.350	(58)
					4.70	7.30	6.10	6.60	6.80	6.40	6.60	6.600			11.300	(91)
					4.60	7.20	7.30	6.80	7.30	7.20	7.10	7.200	0.4		11.400	(91)
		<b>Total 46.700</b>														
63	129	NETO L.	POR		4.20	8.20	8.30	8.20	8.40	8.60	8.30	8.300			12.500	(91)
					3.20	6.00	7.10	7.00	7.10	6.80	6.50	6.850	0.6		9.450	(93)
					5.20	7.40	6.80	6.30	6.50	6.20	6.80	6.600			11.800	(83)
					4.70	8.30	8.10	8.20	8.20	8.40	8.00	8.200			12.900	(49)
		<b>Total 46.650</b>														
64	163	YUKSEL I.	TUR		4.20	8.30	8.20	8.40	8.40	8.40	8.40	8.375			12.575	(89)
					3.90	6.50	6.50	6.80	6.70	6.80	6.30	6.625	0.3		10.225	(80)
					4.60	6.60	6.50	6.40	5.80	6.40	6.00	6.325			10.925	(99)
					4.60	8.00	8.10	7.90	8.10	8.20	8.50	8.100			12.700	(56)
		<b>Total 46.425</b>														
65	96	TOMKALNE A.	LAT		4.60	8.70	8.40	8.60	8.70	8.30	8.60	8.575	0.1		13.075	(59)
					4.70	5.30	5.50	5.70	5.80	5.70	5.00	5.550	0.4		9.850	(87)
					3.90	8.40	8.10	8.40	8.30	8.30	8.30	8.325			12.225	(64)
					4.40	6.90	7.20	6.70	6.80	6.60	6.80	6.800			11.200	(96)
		<b>Total 46.350</b>														
66	31	BARESOVA V.	CZE		4.20	8.50	8.40	8.50	8.50	8.40	8.50	8.475			12.675	(80)
					4.20	6.10	5.60	5.70	5.70	6.30	6.30	5.950	0.7		9.450	(94)
					4.60	7.30	7.50	7.40	7.30	7.40	7.60	7.400			12.000	(73)
					4.70	7.30	7.30	7.60	7.50	7.30	6.90	7.350			12.050	(80)
		<b>Total 46.175</b>														
67	26	GEORGIOU A.	CYP		4.00	8.50	8.60	8.60	8.40	8.50	8.50	8.525			12.525	(90)
					4.60	6.20	6.00	5.80	5.50	5.20	5.30	5.650	0.1		10.150	(83)
					5.20	7.10	7.30	7.10	7.40	6.70	7.00	7.125			12.325	(58)
					4.50	7.00	6.40	6.30	6.10	6.00	6.20	6.250			10.750	(105)
		<b>Total 45.750</b>														
68	123	SRODON K.	POL		4.20	8.10	8.30	8.30	8.10	8.70	8.40	8.275			12.475	(92)
					3.60	7.00	6.50	6.30	6.80	7.20	7.40	6.875	0.3		10.175	(82)
					4.90	7.90	7.70	7.60	6.80	6.80	7.20	7.325	0.4		11.825	(81)
					3.60	7.60	7.30	7.10	7.30	7.00	6.70	7.175			10.775	(103)
		<b>Total 45.250</b>														
69	122	ILNICKA D.	POL		4.40	8.60	8.30	8.70	8.40	8.50	8.50	8.500			12.900	(68)
					4.10	4.50	5.50	5.30	4.70	5.00	6.30	5.125	0.3		8.925	(101)
					5.10	6.90	6.80	6.50	6.00	6.00	5.90	6.325	0.1		11.325	(89)
					4.30	7.80	7.50	7.20	7.80	8.00	7.30	7.600			11.900	(82)
		<b>Total 45.050</b>														

Clermont-Ferrand (FRA) 3 - 6 April 2008

## INDIVIDUAL JUDGES SCORES

Women's Juniors - Team Competition - All-Around And Qual. For Compet. 3

FRI 4 APR 2008 - 17:45





































Rank	Bib	Name	NOC Code		A Score	B1	B2	B3	B4	B5	B6	B Score	Pen.	Vault 1 Vault 2	Total	Rank by App.
70	116	EINARSDOTTIR A.	NOR		4.20	8.40	8.50	8.40	8.20	8.40	8.50	8.425			12.625	(87)
					3.60	7.30	7.20	7.30	7.70	6.50	7.30	7.275	0.3		10.575	(75)
		<b>Total 44.900</b>			4.30	6.50	6.70	7.10	6.80	6.20	6.50	6.625	0.1		10.825	(101)
					3.70	7.70	7.50	7.00	7.10	7.10	7.00	7.175			10.875	(102)
71	82	GUDMUNDSDOTTIR D.	ISL		4.20	8.60	8.60	8.40	8.40	8.40	8.40	8.450			12.650	(82)
					3.10	5.90	5.50	6.00	6.10	6.10	6.00	6.000	0.6		8.500	(103)
		<b>Total 44.800</b>			4.70	7.50	7.80	7.60	7.10	7.50	7.90	7.600			12.300	(60)
					5.10	6.70	6.90	6.40	6.70	6.40	5.90	6.550	0.3		11.350	(93)
72	83	ARNADOTTIR L.	ISL		4.20	8.50	8.50	8.50	8.50	8.30	8.50	8.500			12.700	(78)
					2.60	7.30	7.80	7.30	7.30	7.30	7.30	7.300	0.6		9.300	(98)
		<b>Total 44.450</b>			4.30	7.00	6.80	6.80	6.70	6.50	6.80	6.775			11.075	(94)
					3.80	7.80	7.40	6.80	7.80	7.90	7.30	7.575			11.375	(92)
73	37	FURU M.	DEN		4.40	8.20	8.30	8.30	8.30	8.30	8.40	8.300		12.700	12.700	(79)
					4.20	8.50	8.60	8.80	8.50	8.50	8.50	8.525		12.725		
					3.20	7.00	7.00	7.00	6.80	7.20	7.00	7.000	0.6		9.600	(91)
		<b>Total 44.300</b>			4.10	6.80	7.00	6.70	6.70	6.30	6.30	6.625			10.725	(102)
					4.40	6.90	6.70	6.70	7.10	7.10	6.80	6.875			11.275	(94)
74	36	ANDERSEN L.	DEN		4.00	8.70	8.70	8.70	8.70	8.50	8.40	8.650		12.650	12.650	(84)
					4.40	7.90	7.70	8.00	7.60	7.30	7.90	7.775		12.175		
					3.70	6.40	6.50	6.60	6.70	6.80	6.50	6.575	0.6		9.675	(90)
		<b>Total 43.525</b>			4.10	7.60	7.40	7.00	7.20	7.20	6.80	7.200			11.300	(90)
					4.30	6.20	6.30	6.20	6.40	6.10	5.70	6.200	0.6		9.900	(107)
75	152	REHAKOVA K.	SVK		4.40	8.60	8.50	8.40	8.40	8.50	8.40	8.450			12.850	(69)
					3.50	6.30	6.80	6.30	6.60	6.40	6.10	6.400			9.900	(86)
		<b>Total 43.500</b>			5.40	5.60	5.60	5.40	5.00	5.20	6.00	5.450			10.850	(100)
					4.10	6.00	6.30	5.90	5.70	5.60	5.40	5.800			9.900	(108)
76	98	KAZAKEVICH V.	LAT		4.20	8.60	8.50	8.50	8.50	8.50	8.50	8.500			12.700	(76)
					3.00	7.90	7.00	6.90	7.90	7.50	7.20	7.400	0.6		9.800	(89)
		<b>Total 43.475</b>			4.40	6.00	6.20	5.40	5.10	5.60	5.90	5.725	0.1		10.025	(106)
					3.90	7.00	7.10	6.70	6.80	7.30	7.70	7.050			10.950	(99)
77	112	BLIND Natasja	NED													
					6.20	8.70	9.00	8.80	8.90	8.80	8.80	8.825			15.025	(5)
		<b>Total 43.050</b>			5.60	8.00	8.30	8.50	8.20	8.10	8.30	8.225			13.825	(23)
					5.50	8.80	8.70	8.50	8.70	8.60	8.90	8.700			14.200	(8)
78	107	KIMMEL M.	LUX		4.20	8.60	8.60	8.60	8.70	8.60	8.50	8.600			12.800	(70)
					2.80	5.90	4.60	5.00	5.90	5.50	5.80	5.550	0.6		7.750	(105)
		<b>Total 42.950</b>			4.40	6.90	6.70	6.60	7.30	6.30	6.40	6.650	0.1		10.950	(97)
					4.00	8.20	7.50	7.20	7.50	7.50	7.30	7.450			11.450	(89)

Clermont-Ferrand (FRA) 3 - 6 April 2008

## INDIVIDUAL JUDGES SCORES

Women's Juniors - Team Competition - All-Around And Qual. For Compet. 3

FRI 4 APR 2008 - 17:45




































Rank	Bib	Name	NOC Code		A Score	B1	B2	B3	B4	B5	B6	B Score	Pen.	Vault 1 Vault 2	Total	Rank by App.
79	118	TANGERUD M.	NOR		4.20	8.50	8.60	8.60	8.50	8.50	8.80	8.550			12.750	(72)
					2.70	7.00	7.70	7.20	7.10	7.30	7.40	7.250	0.6		9.350	(97)
					4.10	5.70	5.50	6.20	5.70	5.60	6.20	5.800			9.900	(107)
					3.70	7.90	7.30	6.70	7.20	8.00	6.80	7.300	0.1		10.900	(100)
		<b>Total 42.900</b>														
80	48	OJALA R.	FIN		2.40	7.00	7.00	7.20	6.50	7.00	7.00	7.000			9.400	(107)
					3.10	8.10	7.80	7.80	7.50	7.50	7.50	7.650	0.3		10.450	(76)
					5.00	6.30	6.60	6.70	6.20	6.30	6.70	6.475			11.475	(86)
					3.90	7.90	7.80	7.80	7.40	8.30	7.90	7.850	0.3		11.450	(88)
		<b>Total 42.775</b>														
81	117	UELAND FJELD C.	NOR		4.00	7.90	8.20	8.00	7.90	7.20	7.80	7.900			11.900	(105)
					2.60	7.30	6.90	6.50	6.30	6.40	6.50	6.575	0.6		8.575	(102)
					4.80	6.90	6.70	6.90	5.70	5.70	5.80	6.275			11.075	(96)
					3.90	7.20	7.30	7.10	6.70	7.40	6.30	7.075			10.975	(98)
		<b>Total 42.525</b>														
82	93	LICCETTA S.	ITA		5.00	8.90	8.70	8.80	8.90	8.80	9.00	8.850			13.850	(12)
					5.70	8.80	8.30	8.40	8.70	8.70	8.90	8.650			14.350	(11)
																
					5.20	8.90	8.90	8.70	8.60	8.90	8.80	8.825			14.025	(16)
		<b>Total 42.225</b>														
83	97	GOROBECA O.	LAT		4.40	8.80	8.70	8.50	8.40	8.50	8.50	8.550			12.950	(66)
					3.10	5.50	5.40	4.80	5.40	5.10	5.30	5.300	0.7		7.700	(106)
					3.50	6.80	7.10	6.40	6.00	6.00	6.00	6.300			9.800	(109)
					3.80	7.80	7.50	7.10	7.60	7.60	8.30	7.625			11.425	(90)
		<b>Total 41.875</b>														
84	114	MOSHAGE Y.	NED		4.40	8.80	8.80	8.90	8.80	8.80	8.70	8.800			13.200	(46)
																
					6.00	8.60	8.60	8.40	8.60	8.10	8.30	8.475	0.1		14.375	(10)
					5.50	8.70	8.50	8.60	8.60	8.70	8.80	8.650			14.150	(12)
		<b>Total 41.725</b>														
85	84	ODINSDOTTIR T.	ISL		4.20	8.20	8.30	8.40	8.30	8.20	8.30	8.275			12.475	(93)
					2.70	5.50	5.20	4.70	4.60	4.70	5.20	4.950	0.6		7.050	(108)
					4.10	7.20	7.50	7.40	6.70	7.30	6.80	7.175			11.275	(92)
					3.40	7.80	7.70	7.30	7.50	7.40	7.20	7.475			10.875	(101)
		<b>Total 41.675</b>														
86	53	BREVET M.	FRA													
					4.90	8.80	8.60	8.70	8.30	8.70	8.40	8.600	0.3		13.200	(35)
					5.30	9.10	9.10	8.80	8.90	9.10	9.20	9.050			14.350	(11)
					4.90	8.90	8.50	8.50	8.60	8.50	8.70	8.575			13.475	(32)
		<b>Total 41.025</b>														
87	54	GAFFINO M.	FRA		4.80	8.80	8.90	8.60	8.50	8.70	8.70	8.700			13.500	(37)
																
					5.60	8.30	8.80	8.20	8.40	7.90	8.20	8.275			13.875	(22)
					5.30	8.10	8.10	8.60	8.40	8.20	8.20	8.225			13.525	(30)
		<b>Total 40.900</b>														

Clermont-Ferrand (FRA) 3 - 6 April 2008

## INDIVIDUAL JUDGES SCORES

Women's Juniors - Team Competition - All-Around And Qual. For Compet. 3

FRI 4 APR 2008 - 17:45









































Rank	Bib	Name	NOC Code		A Score	B1	B2	B3	B4	B5	B6	B Score	Pen.	Vault 1 Vault 2	Total	Rank by App.
88	38	WENNBORG S.	DEN		4.20	8.50	8.30	8.10	8.20	8.30	8.20	8.250			12.450	(94)
					2.70	5.50	5.00	4.00	5.20	5.10	5.00	5.075	0.6		7.175	(107)
					4.60	5.10	5.80	5.60	5.30	5.50	5.80	5.550			10.150	(105)
					4.00	7.20	6.80	6.80	6.80	7.10	6.20	6.875	0.1		10.775	(104)
		<b>Total 40.550</b>														
89	9	CROKET J.	BEL		5.30	8.90	8.80	8.70	8.90	8.90	9.00	8.875		14.175	14.175	(5)
					5.20	8.50	8.70	8.40	8.80	8.50	8.90	8.625		13.825		
					5.90	5.60	6.30	6.10	6.00	6.20	6.00	6.075			11.975	(76)
					5.40	7.70	8.00	7.50	8.00	7.60	7.10	7.700			13.100	(46)
		<b>Total 39.250</b>														
90	75	LONAI H.	HUN		4.40	8.80	8.40	8.70	8.70	8.60	8.70	8.675			13.075	(58)
																
					5.40	7.20	7.50	7.30	7.50	7.70	7.50	7.450			12.850	(48)
					4.80	8.20	7.80	7.60	7.80	7.30	8.20	7.850			12.650	(60)
		<b>Total 38.575</b>														
91	63	HINDERMAN G.	GER													
					4.70	7.80	8.00	8.00	7.50	7.40	7.20	7.675			12.375	(46)
					5.40	7.50	7.50	7.30	7.00	7.50	6.80	7.325			12.725	(50)
					5.10	8.10	8.10	8.40	7.80	8.30	8.40	8.225			13.325	(38)
		<b>Total 38.425</b>														
91	69	SIRIGOU A.	GRE		5.00	8.60	8.50	8.50	8.40	8.50	8.60	8.525		13.525	13.525	(35)
					4.60	8.30	8.30	8.20	8.30	8.40	8.40	8.325		12.925		
					4.20	7.90	8.00	7.70	7.60	8.20	8.00	7.900			12.100	(51)
					5.10	8.40	7.50	7.80	7.60	7.90	7.50	7.700			12.800	(49)
		<b>Total 38.425</b>														
93	65	HANSEN J.	GER		4.40	8.80	8.80	8.70	8.80	8.90	8.80	8.800			13.200	(46)
					5.40	7.80	8.10	7.70	8.00	7.90	7.60	7.850	0.3		12.950	(38)
					5.20	6.70	7.60	6.60	6.80	6.10	6.90	6.750			11.950	(77)
		<b>Total 38.100</b>														
94	72	KEKEGYI S.	HUN													
					5.20	5.80	5.50	6.30	6.80	5.40	7.30	6.100	0.1		11.200	(62)
					4.60	8.20	8.50	8.60	8.40	8.20	8.50	8.400			13.000	(43)
					4.90	7.90	8.20	7.60	7.80	8.10	8.00	7.950			12.850	(51)
		<b>Total 37.050</b>														
95	67	HAPSA A.	GRE		4.00	8.30	8.20	8.10	8.40	8.20	8.30	8.250			12.250	(99)
					5.10	7.40	7.40	7.00	7.80	7.20	8.00	7.450	0.3		12.250	(49)
																
					4.40	8.20	7.90	7.80	7.80	7.90	7.00	7.850			12.250	(74)
		<b>Total 36.750</b>														
96	18	KALPAKENIEVA T.	BUL		4.20	8.10	8.10	8.20	8.00	8.00	8.40	8.100			12.300	(98)
					1.90	3.90	3.70	3.30	3.70	3.90	3.30	3.650	0.6		4.950	(109)
					2.70	7.80	7.40	7.10	6.70	7.40	6.20	7.150			9.850	(108)
					2.80	7.10	6.50	5.90	6.50	6.20	6.90	6.525			9.325	(109)
		<b>Total 36.425</b>														

Clermont-Ferrand (FRA) 3 - 6 April 2008

## INDIVIDUAL JUDGES SCORES

Women's Juniors - Team Competition - All-Around And Qual. For Compet. 3

FRI 4 APR 2008 - 17:45





































Rank	Bib	Name	NOC Code		A Score	B1	B2	B3	B4	B5	B6	B Score	Pen.	Vault 1 Vault 2	Total	Rank by App.
97	128	CHOON A.	POR		4.20	8.50	8.50	8.40	8.30	8.20	8.30	8.375			12.575	(88)
		<b>Total 35.975</b>														
					4.70	6.90	6.60	6.60	6.90	6.90	6.40	6.750	0.1		11.350	(88)
					4.60	8.00	8.20	7.50	7.50	7.80	7.70	7.750	0.3		12.050	(79)
98	49	PIETILA R.	FIN		0.00	0.00	0.00	0.00	0.00	0.00	0.00	0.000			0.000	(108)
		<b>Total 35.850</b>														
					2.70	7.70	8.10	7.70	7.60	7.50	7.60	7.650	0.3		10.050	(84)
					4.70	8.50	8.60	8.30	8.40	8.60	8.50	8.500			13.200	(36)
					4.60	8.20	8.00	8.00	8.00	8.20	8.20	8.100	0.1		12.600	(63)
99	8	VANLIMBERGEN K.	BEL													
		<b>Total 35.650</b>														
					5.00	4.00	4.90	4.70	5.30	4.40	3.80	4.500	0.4		9.100	(100)
					5.80	7.50	7.00	7.40	6.80	7.30	7.80	7.300			13.100	(39)
					5.20	8.30	7.70	8.00	8.30	8.50	8.40	8.250			13.450	(34)
100	2	PENKER S.	AUT		4.60	8.40	8.30	8.50	8.80	8.60	8.60	8.525			13.125	(53)
		<b>Total 35.525</b>														
					4.80	6.10	6.10	5.40	5.70	5.60	5.90	5.825	0.1		10.525	(104)
					4.50	7.50	7.60	7.30	7.10	6.70	7.70	7.375			11.875	(83)
101	3	TOPLAK M.	AUT		4.20	7.90	8.30	8.40	8.20	7.90	8.00	8.100			12.300	(97)
		<b>Total 34.450</b>														
					3.90	6.40	5.50	6.00	6.20	5.80	6.20	6.050	0.4		9.550	(92)
					4.70	8.10	7.80	7.80	7.70	8.10	7.90	7.900			12.600	(64)
102	126	ABRANTES D.	POR													
		<b>Total 34.250</b>														
					3.40	6.60	6.70	6.80	6.50	6.20	6.50	6.575	0.6		9.375	(95)
					4.90	7.40	8.00	8.10	8.30	8.30	8.60	8.175			13.075	(40)
					3.90	8.20	8.00	7.60	7.90	8.10	8.00	8.000	0.1		11.800	(84)
103	103	BURZINSKAITE L.	LTU													
		<b>Total 31.500</b>														
					4.00	5.40	5.80	5.40	6.10	6.20	4.80	5.675	0.3		9.375	(96)
					4.00	6.80	7.40	6.70	6.70	7.00	7.20	6.925			10.925	(98)
					4.20	7.10	7.20	6.40	6.70	7.20	7.00	7.000			11.200	(95)
104	39	KIRK M.	DEN		4.20	8.30	8.50	8.50	8.50	8.40	8.40	8.450			12.650	(83)
		<b>Total 31.075</b>														
					1.50	7.10	7.30	7.50	7.20	7.00	7.20	7.200	0.7		8.000	(104)
					3.70	7.00	7.30	6.50	6.50	7.40	6.50	6.825	0.1		10.425	(106)
105	140	SOLOVYEVA T.	RUS													
		<b>Total 29.675</b>														
					6.10	9.10	9.30	9.20	9.20	9.10	9.00	9.150			15.250	(4)
					5.50	9.10	8.70	9.00	8.90	8.50	9.10	8.925			14.425	(6)

Clermont-Ferrand (FRA) 3 - 6 April 2008

## INDIVIDUAL JUDGES SCORES

Women's Juniors - Team Competition - All-Around And Qual. For Compet. 3

FRI 4 APR 2008 - 17:45





































Rank	Bib	Name	NOC	Code	A Score	B1	B2	B3	B4	B5	B6	B Score	Pen.	Vault 1 Vault 2	Total	Rank by App.
106	138	NOVIKOVA A.	RUS		5.50	9.10	8.90	8.80	9.10	9.00	8.60	8.950		14.450	14.450	(2)
					5.00	9.00	8.80	9.00	8.80	9.00	8.90	8.925		13.925		
					5.80	8.30	8.60	8.40	8.30	8.30	8.30	8.325			14.125	(18)
					Total 28.575											
107	115	OUAZZANI-CHADI N.	NED		5.00	8.70	8.90	8.80	8.90	8.70	8.70	8.775			13.775	(18)
					5.90	8.70	8.70	8.70	8.70	8.60	8.60	8.675			14.575	(7)
					Total 28.350											
																
108	147	KRASNIQI Minu	SUI		5.00	8.70	8.70	8.60	8.70	8.80	8.80	8.725			13.725	(23)
					5.30	8.70	8.30	8.20	8.50	8.10	8.80	8.425	0.3		13.425	(29)
					Total 27.150											
																
109	170	KAYDALOVA A.	UKR		4.60	8.70	8.60	8.60	8.60	8.60	8.40	8.600			13.200	(48)
																
					Total 26.600											
					5.10	8.40	8.10	8.30	8.40	8.10	8.60	8.300			13.400	(36)
110	55	KEMAYOU L.	FRA		5.00	8.80	8.80	9.00	9.10	8.80	8.90	8.875			13.875	(10)
					4.90	7.00	7.50	8.10	7.50	7.50	7.40	7.475			12.375	(47)
					Total 26.250											
																
111	148	RUTZ J.	SUI													
					Total 25.750											
					5.20	7.60	7.90	7.80	7.90	8.10	8.00	7.900			13.100	(37)
					4.80	7.90	7.90	7.60	8.10	7.90	8.10	7.950	0.1		12.650	(59)
112	61	LENZ C.	GER		4.60	8.50	8.40	8.40	8.30	8.40	8.60	8.425			13.025	(63)
																
					Total 25.275											
					4.80	7.80	7.80	7.40	7.20	7.00	7.40	7.450			12.250	(76)
113	10	SCIANGUETTA F.	BEL		4.00	8.60	8.50	8.70	8.90	8.80	8.80	8.725			12.725	(73)
					4.80	7.60	7.80	8.10	7.50	7.40	7.90	7.700			12.500	(44)
					Total 25.225											
																
114	104	VILKELYTE K.	LTU		4.40	8.40	8.50	8.60	8.30	8.80	8.50	8.500			12.900	(67)
					2.40	0.80	0.40	0.00	0.70	0.00	0.00	0.275	0.9		1.775	(110)
					3.40	7.50	7.30	7.30	6.90	7.00	6.90	7.125			10.525	(103)
					Total 25.200											

Clermont-Ferrand (FRA) 3 - 6 April 2008

## INDIVIDUAL JUDGES SCORES

Women's Juniors - Team Competition - All-Around And Qual. For Compet. 3

FRI 4 APR 2008 - 17:45

Rank	Bib	Name	NOC Code		A Score	B1	B2	B3	B4	B5	B6	B Score	Pen.	Vault 1 Vault 2	Total	Rank by App.
115	70	KAZAMIA K.	GRE													
																
		<b>Total 24.775</b>			5.30	7.20	7.20	6.90	6.50	6.70	7.20	7.000			12.300	(61)
					4.60	8.20	8.00	8.00	7.70	8.20	7.60	7.975	0.1		12.475	(68)
116	160	GUSTAFFSSON I.	SWE													
																
		<b>Total 24.325</b>			4.50	8.00	7.50	7.20	7.20	7.40	8.20	7.525			12.025	(71)
					4.50	8.10	8.00	7.80	7.50	7.60	7.80	7.800			12.300	(72)
117	74	KAPITANY O.	HUN													
					4.20	8.50	8.50	8.40	8.50	8.50	8.50	8.500			12.700	(77)
					5.10	6.00	6.10	5.60	6.70	5.90	6.10	6.025			11.125	(63)
		<b>Total 23.825</b>														
118	5	ZOITL K.	AUT													
					3.60	8.00	7.60	7.50	7.70	7.60	8.10	7.725	0.3		11.025	(67)
		<b>Total 23.625</b>			4.90	7.70	8.00	7.70	7.40	7.50	7.90	7.700			12.600	(53)
																
119	102	NEVEDOMSKAITE G.	LTU													
					4.20	8.00	8.10	8.20	8.20	7.70	7.80	8.025			12.225	(101)
		<b>Total 23.225</b>														
					3.40	7.80	7.70	8.00	7.50	7.70	7.60	7.700	0.1		11.000	(97)
120	127	ROCHA M.	POR													
					4.20	8.70	8.50	8.40	8.50	8.50	8.60	8.525			12.725	(75)
					2.80	8.00	7.80	7.60	8.10	8.10	8.30	8.000	0.6		10.200	(81)
		<b>Total 22.925</b>														
121	169	GLADKOVA A.	UKR													
					5.00	5.40	5.20	5.10	5.20	5.10	5.10	5.150	0.3		9.850	(88)
		<b>Total 22.750</b>			5.70	7.20	7.40	7.00	7.20	7.20	7.20	7.200			12.900	(47)
																
122	95	RANDO E.	ITA													
																
		<b>Total 13.950</b>			5.30	8.60	8.60	8.60	8.60	8.80	8.90	8.650			13.950	(21)
																
123	156	CARLSSON A.	SWE													
					3.70	8.00	7.80	8.10	7.90	7.70	7.40	7.850	0.3		11.250	(60)
		<b>Total 11.250</b>														
																















Clermont-Ferrand (FRA) 3 - 6 April 2008

## INDIVIDUAL JUDGES SCORES

Women's Juniors - Team Competition - All-Around And Qual. For Compet. 3

FRI 4 APR 2008 - 17:45

Rank	Bib	Name	NOC Code		A Score	B1	B2	B3	B4	B5	B6	B Score	Pen.	Vault 1 Vault 2	Total	Rank by App.
124	40	BRANDENBORG .	DEN													
																
					3.90	7.40	7.20	6.90	7.40	6.80	7.70	7.225			11.125	(93)
																
		<b>Total 11.125</b>														
125	106	RISSE L.	LUX													
					4.00	7.10	7.20	5.60	6.60	6.90	7.70	6.950	0.6		10.350	(78)
																
																
		<b>Total 10.350</b>														
126	41	IZURIETA A.	ESP													
																
					1.80	0.70	0.50	0.80	0.70	0.60	0.80	0.700	0.4		2.100	(110)
																
		<b>Total 2.100</b>														

### Legend:

**A** Difficulty score

**App.** Apparatus

**B1 - B6** Panel "B" judges 1 - 6

**B** Panel "B"

**Pen** Penalty



Vault



Uneven Bars



Beam



Floor

Clermont-Ferrand (FRA) 3 - 6 April 2008

## INDIVIDUAL JUDGES SCORES

Women's Juniors - Team Competition - All-Around And Qual. For Compet. 3

FRI 4 APR 2008 - 17:45

**I**

Rank	Bib	Name	NOC Code	V	A Score	B1 ESP	B2 CYP	B3 TUR	B4 UKR	B5 SVK	B6 ITA	B Score	Pen.	Vault	Total
1	137	NABIEVA T.	RUS	1	5.80	9.00	9.00	9.00	9.10	9.00	9.00	9.000		14.800	14.800
				2	5.20	9.00	9.00	9.00	9.00	8.90	8.90	8.975		14.175	
2	138	NOVIKOVA A.	RUS	1	5.50	9.10	8.90	8.80	9.10	9.00	8.60	8.950		14.450	14.450
				2	5.00	9.00	8.80	9.00	8.80	9.00	8.90	8.925		13.925	
3	51	DUFOURNET Y.	FRA	1	5.50	9.00	8.90	8.90	8.90	9.00	9.10	8.950		14.450	14.450
				2	4.80	9.00	9.00	9.00	8.80	8.80	8.80	8.900		13.700	
4	136	MUSTAFINA A.	RUS	1	5.50	9.00	8.90	8.70	9.00	8.90	8.70	8.875		14.375	14.375
5	9	CROKET J.	BEL	1	5.30	8.90	8.80	8.70	8.90	8.90	9.00	8.875		14.175	14.175
				2	5.20	8.50	8.70	8.40	8.80	8.50	8.90	8.625		13.825	
6	121	JANIK G.	POL	1	5.30	8.90	8.70	8.60	8.90	9.00	8.80	8.825		14.125	14.125
				2	5.00	8.70	8.80	8.50	8.50	8.80	8.40	8.625		13.625	
7	135	RACEA A.	ROU	1	5.00	9.00	8.90	9.00	9.10	9.10	9.00	9.025		14.025	14.025
				2	4.40	8.00	7.80	8.00	8.20	8.10	8.00	8.025		12.425	
8	7	EGGERMONT J.	BEL	1	5.20	8.80	8.70	8.60	8.70	8.90	8.80	8.750		13.950	13.950
				2	5.30	8.80	8.60	8.50	8.30	8.40	8.50	8.500		13.800	
9	14	ZAITSAVA N.	BLR	1	5.00	8.80	9.00	8.90	8.90	8.90	8.90	8.900		13.900	13.900
				2	4.60	8.50	8.70	8.70	8.40	8.80	8.40	8.575		13.175	
10	55	KEMAYOU L.	FRA	1	5.00	8.80	8.80	9.00	9.10	8.80	8.90	8.875		13.875	13.875
11	92	LA SPADA A.	ITA	1	5.00	8.90	8.80	8.80	8.80	9.00	9.00	8.875		13.875	13.875
12	93	LICCETTA S.	ITA	1	5.00	8.90	8.70	8.80	8.90	8.80	9.00	8.850		13.850	13.850
13	42	SANCHEZ V.	ESP	1	5.00	8.90	9.00	8.70	8.70	8.90	8.90	8.850		13.850	13.850
14	52	STANIC C.	FRA	1	5.00	8.90	8.90	8.80	8.80	8.80	8.70	8.825		13.825	13.825
				2	4.40	8.80	8.80	9.00	9.00	8.80	8.80	8.850		13.250	
15	111	MASELA W.	NED	1	5.00	8.80	8.90	8.80	8.80	8.80	8.80	8.800		13.800	13.800
				2	4.60	8.90	8.80	9.00	8.80	8.80	8.90	8.850		13.450	
16	91	GALANTE P.	ITA	1	5.00	8.80	8.80	8.80	8.70	8.80	8.90	8.800		13.800	13.800
17	71	TOTH R.	HUN	1	5.00	8.90	8.90	8.50	8.50	8.80	8.90	8.775		13.775	13.775
				2	5.00	8.80	8.80	8.80	8.80	8.90	8.60	8.800		13.800	
18	115	OUAZZANI-CHADI N.	NED	1	5.00	8.70	8.90	8.80	8.90	8.70	8.70	8.775		13.775	13.775
19	62	SEITZ E.	GER	1	5.00	8.80	8.70	8.60	8.80	8.80	9.00	8.775		13.775	13.775
20	113	VAN GERNER C.	NED	1	5.00	8.80	8.90	8.80	8.80	8.70	8.70	8.775		13.775	13.775
21	94	PREZIOSA E.	ITA	1	5.00	8.80	8.80	8.80	8.70	8.70	8.80	8.775		13.775	13.775
22	57	HIBBERT N.	GBR	1	5.00	8.80	8.70	8.70	8.80	8.70	8.70	8.725		13.725	13.725
				2	4.80	8.90	8.80	8.60	8.70	8.90	8.90	8.825		13.625	
23	147	KRASNIQI Minu	SUI	1	5.00	8.70	8.70	8.60	8.70	8.80	8.80	8.725		13.725	13.725
24	133	SABAU L.	ROU	1	5.00	8.80	9.00	8.60	8.40	8.70	8.70	8.700		13.700	13.700
				2	4.80	8.00	8.10	8.50	8.10	8.00	8.00	8.050		12.850	
25	139	DEMENTYEVA A.	RUS	1	5.00	8.80	8.40	8.60	8.50	8.90	8.80	8.675		13.675	13.675
				2	4.80	8.80	8.80	8.50	8.80	8.40	8.80	8.725		13.525	
26	132	PORGRAS A.	ROU	1	5.00	8.60	8.70	8.80	8.50	8.80	8.50	8.650		13.650	13.650
27	59	PINCHES J.	GBR	1	5.00	8.70	8.80	8.70	8.60	8.60	8.60	8.650		13.650	13.650
28	146	DIACCI J.	SUI	1	4.60	9.10	8.90	9.10	9.00	9.00	9.00	9.025		13.625	13.625

Clermont-Ferrand (FRA) 3 - 6 April 2008

## INDIVIDUAL JUDGES SCORES

Women's Juniors - Team Competition - All-Around And Qual. For Compet. 3

FRI 4 APR 2008 - 17:45

**I**

Rank	Bib	Name	NOC Code	V	A Score	B1 ESP	B2 CYP	B3 TUR	B4 UKR	B5 SVK	B6 ITA	B Score	Pen.	Vault	Total
29	168	FOMENKO A.	UKR	1	4.60	9.10	9.00	9.00	9.00	9.10	9.00	9.025		13.625	13.625
				2	4.60	8.80	8.80	8.60	8.70	8.70	8.70	8.725		13.325	
30	56	FRANCIS D.	GBR	1	5.00	8.50	8.80	8.50	8.80	8.60	8.50	8.600		13.600	13.600
31	73	MATE I.	HUN	1	4.60	8.80	9.00	9.00	8.90	9.10	9.00	8.975		13.575	13.575
32	11	IVANETS H.	BLR	1	4.80	8.80	8.60	8.50	8.90	8.90	8.80	8.775		13.575	13.575
33	144	BELAK T.	SLO	1	5.00	8.80	8.60	8.40	8.30	8.70	8.60	8.575		13.575	13.575
				2	4.60	8.00	7.80	7.90	7.70	7.60	7.80	7.800		12.400	
34	6	MASSCHELIN R.	BEL	1	4.60	8.90	8.80	8.60	8.90	9.10	9.10	8.925		13.525	13.525
35	69	SIRIGOU A.	GRE	1	5.00	8.60	8.50	8.50	8.40	8.50	8.60	8.525		13.525	13.525
				2	4.60	8.30	8.30	8.20	8.30	8.40	8.40	8.325		12.925	
36	150	STEINGRUBER G.	SUI	1	4.60	8.90	8.90	8.70	8.90	8.90	8.90	8.900		13.500	13.500
				2	4.60	8.70	8.60	8.50	8.80	8.80	8.70	8.700		13.300	
37	54	GAFFINO M.	FRA	1	4.80	8.80	8.90	8.60	8.50	8.70	8.70	8.700		13.500	13.500
38	149	SENN Jennifer	SUI	1	4.60	9.00	8.80	8.70	8.80	8.80	8.80	8.800		13.400	13.400
39	13	HURHACH A.	BLR	1	4.40	9.00	8.90	8.90	9.10	8.90	8.80	8.925		13.325	13.325
40	159	SJOEBERG L.	SWE	1	4.40	9.00	8.90	9.00	8.80	8.90	8.70	8.900		13.300	13.300
				2	4.60	8.50	8.70	8.60	8.70	8.70	8.80	8.675		13.275	
41	166	KONONENKO N.	UKR	1	4.60	8.70	8.60	8.80	8.70	8.60	8.70	8.675		13.275	13.275
				2	4.40	8.80	8.70	8.60	8.90	8.60	8.80	8.725		13.125	
42	134	VOICU C.	ROU	1	4.40	8.90	9.00	8.90	8.80	8.80	8.70	8.850		13.250	13.250
42	157	JONSSON I.	SWE	1	4.40	8.70	8.80	8.90	9.00	8.80	8.90	8.850		13.250	13.250
44	46	LAISI I.	FIN	1	4.60	8.70	8.50	8.50	8.70	8.70	8.70	8.650		13.250	13.250
				2	4.60	8.80	8.70	8.80	8.90	8.70	8.70	8.750		13.350	
45	1	FA K.	AUT	1	4.40	8.90	8.80	8.80	8.70	8.90	8.80	8.825		13.225	13.225
46	65	HANSEN J.	GER	1	4.40	8.80	8.80	8.70	8.80	8.90	8.80	8.800		13.200	13.200
46	114	MOSHAGE Y.	NED	1	4.40	8.80	8.80	8.90	8.80	8.80	8.70	8.800		13.200	13.200
48	170	KAYDALOVA A.	UKR	1	4.60	8.70	8.60	8.60	8.60	8.60	8.40	8.600		13.200	13.200
49	58	RIPPIN N.	GBR	1	4.60	8.80	8.70	8.60	8.40	8.50	8.50	8.575		13.175	13.175
50	141	KYSSELEF T.	SLO	1	4.60	8.70	8.50	8.40	8.30	8.70	8.60	8.550		13.150	13.150
51	32	FUCKOVA N.	CZE	1	4.40	8.80	8.70	8.70	8.80	9.00	8.60	8.750		13.150	13.150
52	81	HERMANSSDOTTIR T.	ISL	1	4.40	8.90	8.70	8.70	8.80	8.60	8.70	8.725		13.125	13.125
				2	4.20	8.80	8.60	8.60	8.60	8.50	8.50	8.575		12.775	
53	2	PENKER S.	AUT	1	4.60	8.40	8.30	8.50	8.80	8.60	8.60	8.525		13.125	13.125
54	47	JOUSIMIES E.	FIN	1	4.40	8.90	8.40	8.60	8.80	8.70	8.70	8.700		13.100	13.100
				2	4.20	8.70	8.70	8.60	8.70	8.60	8.70	8.675		12.875	
55	101	SVILPAITE L.	LTU	1	4.60	8.70	8.20	8.60	8.50	8.60	8.30	8.500		13.100	13.100
56	17	MILEVA R.	BUL	1	4.40	8.90	8.60	8.70	8.50	8.90	8.60	8.700		13.100	13.100
57	143	NOVAK F.	SLO	1	4.40	8.80	8.40	8.60	8.80	8.70	8.60	8.675		13.075	13.075
58	75	LONAI H.	HUN	1	4.40	8.80	8.40	8.70	8.70	8.60	8.70	8.675		13.075	13.075
59	96	TOMKALNE A.	LAT	1	4.60	8.70	8.40	8.60	8.70	8.30	8.60	8.575	0.1	13.075	13.075
60	64	TOLLE P.	GER	1	4.40	8.70	8.70	8.80	8.60	8.50	8.60	8.650		13.050	13.050
61	15	MAKHAUTSOVA V.	BLR	1	4.40	8.60	8.70	8.80	8.70	8.50	8.60	8.650		13.050	13.050
62	68	BARMAXIZOGLU M.	GRE	1	4.40	8.60	8.60	8.80	8.70	8.60	8.60	8.625		13.025	13.025

Clermont-Ferrand (FRA) 3 - 6 April 2008

## INDIVIDUAL JUDGES SCORES

Women's Juniors - Team Competition - All-Around And Qual. For Compet. 3

FRI 4 APR 2008 - 17:45

**I**

Rank	Bib	Name	NOC Code	V	A Score	B1 ESP	B2 CYP	B3 TUR	B4 UKR	B5 SVK	B6 ITA	B Score	Pen.	Vault	Total
63	61	LENZ C.	GER	1	4.60	8.50	8.40	8.40	8.30	8.40	8.60	8.425		13.025	<b>13.025</b>
64	19	PITSIKALIS M.	BUL	1	4.40	8.40	8.60	8.80	8.50	8.80	8.50	8.600		13.000	<b>13.000</b>
65	66	MAKANTASI S.	GRE	1	4.40	8.50	8.80	8.50	8.70	8.50	8.60	8.575		12.975	<b>12.975</b>
66	97	GOROBECA O.	LAT	1	4.40	8.80	8.70	8.50	8.40	8.50	8.50	8.550		12.950	<b>12.950</b>
67	104	VILKELYTE K.	LTU	1	4.40	8.40	8.50	8.60	8.30	8.80	8.50	8.500		12.900	<b>12.900</b>
68	122	ILNICKA D.	POL	1	4.40	8.60	8.30	8.70	8.40	8.50	8.50	8.500		12.900	<b>12.900</b>
69	152	REHAKOVA K.	SVK	1	4.40	8.60	8.50	8.40	8.40	8.50	8.40	8.450		12.850	<b>12.850</b>
70	107	KIMMEL M.	LUX	1	4.20	8.60	8.60	8.60	8.70	8.60	8.50	8.600		12.800	<b>12.800</b>
71	167	DEMYANCHUK Y.	UKR	1	4.40	8.40	8.40	8.40	8.40	8.40	8.40	8.400		12.800	<b>12.800</b>
72	118	TANGERUD M.	NOR	1	4.20	8.50	8.60	8.60	8.50	8.50	8.80	8.550		12.750	<b>12.750</b>
73	10	SCIANGUETTA F.	BEL	1	4.00	8.60	8.50	8.70	8.90	8.80	8.80	8.725		12.725	<b>12.725</b>
74	34	SAFRANKOVA V.	CZE	1	4.20	8.80	8.50	8.50	8.60	8.50	8.40	8.525		12.725	<b>12.725</b>
75	127	ROCHA M.	POR	1	4.20	8.70	8.50	8.40	8.50	8.50	8.60	8.525		12.725	<b>12.725</b>
76	98	KAZAKEVICH V.	LAT	1	4.20	8.60	8.50	8.50	8.50	8.50	8.50	8.500		12.700	<b>12.700</b>
77	74	KAPITANY O.	HUN	1	4.20	8.50	8.50	8.40	8.50	8.50	8.50	8.500		12.700	<b>12.700</b>
78	83	ARNADOTTIR L.	ISL	1	4.20	8.50	8.50	8.50	8.50	8.30	8.50	8.500		12.700	<b>12.700</b>
79	37	FURU M.	DEN	1	4.40	8.20	8.30	8.30	8.30	8.30	8.40	8.300		12.700	<b>12.700</b>
				2	4.20	8.50	8.60	8.80	8.50	8.50	8.50	8.525		12.725	
80	31	BARESOVA V.	CZE	1	4.20	8.50	8.40	8.50	8.50	8.40	8.50	8.475		12.675	<b>12.675</b>
81	33	MOLACKOVA M.	CZE	1	4.20	8.50	8.70	8.40	8.40	8.50	8.40	8.450		12.650	<b>12.650</b>
82	82	GUDMUNSDOTTIR D.	ISL	1	4.20	8.60	8.60	8.40	8.40	8.40	8.40	8.450		12.650	<b>12.650</b>
83	39	KIRK M.	DEN	1	4.20	8.30	8.50	8.50	8.50	8.40	8.40	8.450		12.650	<b>12.650</b>
84	36	ANDERSEN L.	DEN	1	4.00	8.70	8.70	8.70	8.70	8.50	8.40	8.650		12.650	<b>12.650</b>
				2	4.40	7.90	7.70	8.00	7.60	7.30	7.90	7.775		12.175	
85	4	SINIC HASLACHER M.	AUT	1	4.20	8.50	8.40	8.30	8.50	8.30	8.50	8.425		12.625	<b>12.625</b>
86	162	AKSU G.	TUR	1	4.20	8.40	8.50	8.50	8.30	8.40	8.40	8.425		12.625	<b>12.625</b>
87	116	EINARSDOTTIR A.	NOR	1	4.20	8.40	8.50	8.40	8.20	8.40	8.50	8.425		12.625	<b>12.625</b>
88	128	CHOON A.	POR	1	4.20	8.50	8.50	8.40	8.30	8.20	8.30	8.375		12.575	<b>12.575</b>
89	163	YUKSEL I.	TUR	1	4.20	8.30	8.20	8.40	8.40	8.40	8.40	8.375		12.575	<b>12.575</b>
90	26	GEORGIOU A.	CYP	1	4.00	8.50	8.60	8.60	8.40	8.50	8.50	8.525		12.525	<b>12.525</b>
91	129	NETO L.	POR	1	4.20	8.20	8.30	8.20	8.40	8.60	8.30	8.300		12.500	<b>12.500</b>
92	123	SRODON K.	POL	1	4.20	8.10	8.30	8.30	8.10	8.70	8.40	8.275		12.475	<b>12.475</b>
93	84	ODINSDOTTIR T.	ISL	1	4.20	8.20	8.30	8.40	8.30	8.20	8.30	8.275		12.475	<b>12.475</b>
94	38	WENNBERG S.	DEN	1	4.20	8.50	8.30	8.10	8.20	8.30	8.20	8.250		12.450	<b>12.450</b>
95	142	KAMNIKAR I.	SLO	1	4.20	8.10	8.50	8.30	7.90	8.40	8.10	8.225		12.425	<b>12.425</b>
96	130	DAMASIO M.	POR	1	4.40	8.10	8.00	8.00	7.80	8.20	7.80	7.975		12.375	<b>12.375</b>
97	3	TOPLAK M.	AUT	1	4.20	7.90	8.30	8.40	8.20	7.90	8.00	8.100		12.300	<b>12.300</b>
98	18	KALPAKENIEVA T.	BUL	1	4.20	8.10	8.10	8.20	8.00	8.00	8.40	8.100		12.300	<b>12.300</b>
99	67	HAPSA A.	GRE	1	4.00	8.30	8.20	8.10	8.40	8.20	8.30	8.250		12.250	<b>12.250</b>
100	16	ZLATKOVA A.	BUL	1	4.60	7.70	7.50	7.70	8.00	7.50	7.70	7.650		12.250	<b>12.250</b>
101	102	NEVEDOMSKAITE G.	LTU	1	4.20	8.00	8.10	8.20	8.20	7.70	7.80	8.025		12.225	<b>12.225</b>
102	76	WALLACE R.	IRL	1	4.40	7.70	7.90	7.80	7.50	7.30	7.80	7.700		12.100	<b>12.100</b>

Clermont-Ferrand (FRA) 3 - 6 April 2008

## INDIVIDUAL JUDGES SCORES

Women's Juniors - Team Competition - All-Around And Qual. For Compet. 3

FRI 4 APR 2008 - 17:45

**I**

Rank	Bib	Name	NOC Code	V	A Score	B1 ESP	B2 CYP	B3 TUR	B4 UKR	B5 SVK	B6 ITA	B Score	Pen.	Vault	Total
103	151	KARAINDROSOVA A.	SVK	1	4.20	7.80	7.50	7.90	7.40	8.00	7.90	7.775		11.975	11.975
				2	4.40	8.80	8.60	8.70	8.50	8.60	8.60	8.625		13.025	
104	164	OZKAN O.	TUR	1	4.40	7.80	8.20	8.20	7.80	8.00	8.20	8.050	0.5	11.950	11.950
105	117	UELAND FJELD C.	NOR	1	4.00	7.90	8.20	8.00	7.90	7.20	7.80	7.900		11.900	11.900
106	161	EROGLU D.	TUR	1	4.40	7.30	7.40	7.60	7.40	7.20	7.10	7.325		11.725	11.725
107	48	OJALA R.	FIN	1	2.40	7.00	7.00	7.20	6.50	7.00	7.00	7.000		9.400	9.400
108	49	PIETILA R.	FIN	1	0.00	0.00	0.00	0.00	0.00	0.00	0.00	0.000		0.000	0.000

### Legend:

**V** Vault number      **A** Difficulty score      **B1 - B6** Panel "B" judges 1 - 6      **Pen** Penalty

**I** Vault

Clermont-Ferrand (FRA) 3 - 6 April 2008

## INDIVIDUAL JUDGES SCORES

Women's Juniors - Team Competition - All-Around And Qual. For Compet. 3

FRI 4 APR 2008 - 17:45



Rank	Bib	Name	NOC Code	A Score	B1 RUS	B2 BUL	B3 IRL	B4 CRO	B5 LAT	B6 BLR	B Score	Pen.	Total
1	136	MUSTAFINA A.	RUS	6.40	9.30	9.20	9.30	9.10	9.20	8.90	9.200		15.600
2	51	DUFOURNET Y.	FRA	6.80	9.10	8.90	9.00	8.70	8.60	8.60	8.800		15.600
3	137	NABIEVA T.	RUS	6.50	9.10	9.10	9.10	8.90	8.80	9.20	9.050		15.550
4	139	DEMENTYEVA A.	RUS	5.90	9.10	9.30	8.50	9.20	9.20	9.00	9.125		15.025
5	112	BLIND Natasja	NED	6.20	8.70	9.00	8.80	8.90	8.80	8.80	8.825		15.025
6	166	KONONENKO N.	UKR	6.00	9.20	8.00	9.30	9.10	8.90	8.90	9.025	0.3	14.725
7	115	OUAZZANI-CHADI N.	NED	5.90	8.70	8.70	8.70	8.70	8.60	8.60	8.675		14.575
8	62	SEITZ E.	GER	5.90	8.80	9.00	8.40	7.90	8.30	8.90	8.600		14.500
9	91	GALANTE P.	ITA	6.50	7.80	8.10	8.10	8.00	8.30	7.30	8.000		14.500
10	101	SVILPAITE L.	LTU	6.30	8.30	7.90	7.20	8.30	8.40	8.00	8.125		14.425
11	93	LICCETTA S.	ITA	5.70	8.80	8.30	8.40	8.70	8.70	8.90	8.650		14.350
12	92	LA SPADA A.	ITA	5.60	8.20	8.90	8.80	8.60	8.60	9.00	8.725		14.325
13	59	PINCHES J.	GBR	5.60	9.00	9.00	8.80	9.20	9.20	8.70	9.000	0.3	14.300
14	113	VAN GERNER C.	NED	5.30	9.00	9.00	8.80	9.00	9.10	8.60	8.950		14.250
15	56	FRANCIS D.	GBR	5.20	8.90	8.80	9.20	9.00	9.00	8.90	8.950		14.150
16	111	MASELA W.	NED	5.40	8.80	8.80	8.70	8.90	8.40	8.70	8.750		14.150
17	58	RIPPIN N.	GBR	5.50	8.60	8.80	8.80	8.60	8.50	8.60	8.650		14.150
18	138	NOVIKOVA A.	RUS	5.80	8.30	8.60	8.40	8.30	8.30	8.30	8.325		14.125
19	57	HIBBERT N.	GBR	5.40	8.90	9.20	8.80	8.40	8.70	8.30	8.700		14.100
20	15	MAKHAUTSOVA V.	BLR	5.80	8.40	8.00	8.30	8.00	7.90	8.40	8.175		13.975
21	133	SABAU L.	ROU	5.50	8.20	8.50	8.40	8.60	8.40	8.50	8.450		13.950
22	52	STANIC C.	FRA	5.80	8.40	7.80	8.50	8.30	7.80	7.80	8.075		13.875
23	167	DEMYANCHUK Y.	UKR	5.40	8.30	8.50	8.80	8.70	8.80	8.40	8.600	0.3	13.700
24	94	PREZIOSA E.	ITA	5.50	8.20	7.90	8.00	8.40	7.80	8.60	8.125		13.625
25	7	EGGERMONT J.	BEL	5.60	8.20	8.20	7.90	8.10	7.80	7.60	8.000		13.600
26	64	TOLLE P.	GER	5.00	8.70	8.50	8.60	9.00	8.90	9.00	8.800	0.3	13.500
27	149	SENN Jennifer	SUI	5.40	8.20	8.20	8.50	8.50	8.50	8.40	8.400	0.3	13.500
28	132	PORGRAS A.	ROU	5.60	8.00	7.90	8.00	7.60	7.80	7.70	7.850		13.450
29	147	KRASNIQI Minu	SUI	5.30	8.70	8.30	8.20	8.50	8.10	8.80	8.425	0.3	13.425
30	6	MASSCHELIN R.	BEL	5.60	7.80	7.50	7.80	7.80	8.20	8.60	7.900	0.1	13.400
31	135	RACEA A.	ROU	5.10	8.40	8.20	8.40	8.30	8.20	8.00	8.275		13.375
32	42	SANCHEZ V.	ESP	5.20	8.30	8.30	8.30	7.70	8.00	8.10	8.175		13.375
33	11	IVANETS H.	BLR	5.90	7.50	7.60	7.10	7.40	7.30	7.50	7.425		13.325
34	168	FOMENKO A.	UKR	5.10	8.80	9.00	8.20	8.10	8.30	8.70	8.500	0.3	13.300
35	53	BREVET M.	FRA	4.90	8.80	8.60	8.70	8.30	8.70	8.40	8.600	0.3	13.200
36	13	HURHACH A.	BLR	4.70	8.40	8.20	8.40	8.70	8.50	8.50	8.450	0.1	13.050
37	66	MAKANTASI S.	GRE	5.30	8.40	8.80	8.00	7.70	7.80	7.60	7.975	0.3	12.975
38	65	HANSEN J.	GER	5.40	7.80	8.10	7.70	8.00	7.90	7.60	7.850	0.3	12.950
39	71	TOTH R.	HUN	5.40	6.70	7.30	7.60	7.10	7.50	7.80	7.375		12.775
40	134	VOICU C.	ROU	5.10	7.30	7.80	7.70	8.00	7.40	7.70	7.650		12.750
41	46	LAISI I.	FIN	4.80	8.40	8.00	8.40	8.10	8.20	8.50	8.275	0.4	12.675
42	146	DIACCI J.	SUI	5.30	6.90	7.40	7.40	7.40	6.90	7.20	7.225		12.525
43	121	JANIK G.	POL	5.40	7.60	7.20	7.10	6.80	7.30	6.90	7.125		12.525

Clermont-Ferrand (FRA) 3 - 6 April 2008

## INDIVIDUAL JUDGES SCORES

Women's Juniors - Team Competition - All-Around And Qual. For Compet. 3

FRI 4 APR 2008 - 17:45



Rank	Bib	Name	NOC Code	A Score	B1 RUS	B2 BUL	B3 IRL	B4 CRO	B5 LAT	B6 BLR	B Score	Pen.	Total
44	10	SCIANGUETTA F.	BEL	4.80	7.60	7.80	8.10	7.50	7.40	7.90	7.700		12.500
45	157	JONSSON I.	SWE	5.10	7.70	7.20	7.40	6.70	7.30	8.20	7.400	0.1	12.400
46	63	HINDERMANN G.	GER	4.70	7.80	8.00	8.00	7.50	7.40	7.20	7.675		12.375
47	55	KEMAYOU L.	FRA	4.90	7.00	7.50	8.10	7.50	7.50	7.40	7.475		12.375
48	14	ZAITSAVA N.	BLR	5.10	6.90	7.40	6.70	7.40	7.00	7.90	7.175		12.275
49	67	HAPSA A.	GRE	5.10	7.40	7.40	7.00	7.80	7.20	8.00	7.450	0.3	12.250
50	68	BARMAXIZOGLOU M.	GRE	4.80	7.10	7.00	7.10	7.60	7.90	7.60	7.350		12.150
51	69	SIRIGOU A.	GRE	4.20	7.90	8.00	7.70	7.60	8.20	8.00	7.900		12.100
52	143	NOVAK F.	SLO	5.30	6.40	6.70	6.40	7.30	6.00	7.10	6.650	0.1	11.850
53	34	SAFRANKOVA V.	CZE	3.70	8.40	8.40	8.50	8.30	8.00	7.70	8.275	0.3	11.675
54	159	SJOEBERG L.	SWE	4.10	8.00	8.40	8.10	8.00	8.50	8.20	8.175	0.6	11.675
55	73	MATE I.	HUN	4.80	7.40	7.40	7.20	6.80	7.30	6.80	7.175	0.4	11.575
56	17	MILEVA R.	BUL	4.60	7.00	7.70	7.60	7.00	7.10	7.60	7.325	0.4	11.525
57	1	FA K.	AUT	5.00	7.40	7.40	6.50	6.50	7.20	7.10	7.050	0.6	11.450
58	33	MOLACKOVA M.	CZE	3.50	8.70	8.60	8.50	8.30	8.30	8.40	8.450	0.6	11.350
59	130	DAMASIO M.	POR	3.70	8.60	8.20	8.30	7.80	8.00	8.20	8.175	0.6	11.275
60	156	CARLSSON A.	SWE	3.70	8.00	7.80	8.10	7.90	7.70	7.40	7.850	0.3	11.250
61	4	SINIC HASLACHER M.	AUT	4.80	6.90	7.20	6.00	6.70	6.30	7.00	6.725	0.3	11.225
62	72	KEKEGYI S.	HUN	5.20	5.80	5.50	6.30	6.80	5.40	7.30	6.100	0.1	11.200
63	74	KAPITANY O.	HUN	5.10	6.00	6.10	5.60	6.70	5.90	6.10	6.025		11.125
64	81	HERMANSSDOTTIR T.	ISL	3.60	8.40	8.30	8.00	8.10	7.90	7.90	8.075	0.6	11.075
65	161	EROGLU D.	TUR	2.70	8.30	9.00	9.00	9.00	9.00	8.80	8.950	0.6	11.050
66	47	JOUSIMIES E.	FIN	3.90	7.70	7.80	7.80	7.70	7.80	7.50	7.750	0.6	11.050
67	5	ZOITL K.	AUT	3.60	8.00	7.60	7.50	7.70	7.60	8.10	7.725	0.3	11.025
68	16	ZLATKOVA A.	BUL	3.90	7.20	7.90	7.40	7.60	7.30	6.80	7.375	0.3	10.975
69	150	STEINGRUBER G.	SUI	5.00	5.30	6.10	5.70	6.30	6.40	5.80	5.975		10.975
70	19	PITSIKALIS M.	BUL	3.10	8.20	7.90	8.00	8.00	8.10	8.40	8.075	0.3	10.875
71	142	KAMNIKAR I.	SLO	5.20	4.80	5.90	6.00	6.00	5.70	5.40	5.750	0.1	10.850
72	144	BELAK T.	SLO	4.10	6.60	7.10	6.40	6.50	6.70	7.40	6.725		10.825
73	162	AKSU G.	TUR	3.80	7.50	7.40	7.40	8.10	7.10	7.70	7.500	0.6	10.700
74	151	KARAINDROSOVA A.	SVK	3.40	7.80	8.10	7.80	7.90	8.00	7.60	7.875	0.6	10.675
75	116	EINARSDOTTIR A.	NOR	3.60	7.30	7.20	7.30	7.70	6.50	7.30	7.275	0.3	10.575
76	48	OJALA R.	FIN	3.10	8.10	7.80	7.80	7.50	7.50	7.50	7.650	0.3	10.450
77	32	FUCKOVA N.	CZE	3.70	7.10	7.20	7.20	7.60	7.40	7.60	7.350	0.6	10.450
78	106	RISSE L.	LUX	4.00	7.10	7.20	5.60	6.60	6.90	7.70	6.950	0.6	10.350
79	76	WALLACE R.	IRL	3.60	7.80	6.70	6.80	7.40	7.30	7.40	7.225	0.6	10.225
80	163	YUKSEL I.	TUR	3.90	6.50	6.50	6.80	6.70	6.80	6.30	6.625	0.3	10.225
81	127	ROCHA M.	POR	2.80	8.00	7.80	7.60	8.10	8.10	8.30	8.000	0.6	10.200
82	123	SRODON K.	POL	3.60	7.00	6.50	6.30	6.80	7.20	7.40	6.875	0.3	10.175
83	26	GEORGIOU A.	CYP	4.60	6.20	6.00	5.80	5.50	5.20	5.30	5.650	0.1	10.150
84	49	PIETILA R.	FIN	2.70	7.70	8.10	7.70	7.60	7.50	7.60	7.650	0.3	10.050
85	141	KYSSELEF T.	SLO	5.10	5.30	4.30	4.30	5.50	5.20	5.10	4.975	0.1	9.975
86	152	REHAKOVA K.	SVK	3.50	6.30	6.80	6.30	6.60	6.40	6.10	6.400		9.900



Clermont-Ferrand (FRA) 3 - 6 April 2008

## INDIVIDUAL JUDGES SCORES

Women's Juniors - Team Competition - All-Around And Qual. For Compet. 3

FRI 4 APR 2008 - 17:45



Rank	Bib	Name	NOC Code	A Score	B1 RUS	B2 BUL	B3 IRL	B4 CRO	B5 LAT	B6 BLR	B Score	Pen.	Total
87	96	TOMKALNE A.	LAT	4.70	5.30	5.50	5.70	5.80	5.70	5.00	5.550	0.4	9.850
88	169	GLADKOVA A.	UKR	5.00	5.40	5.20	5.10	5.20	5.10	5.10	5.150	0.3	9.850
89	98	KAZAKEVICH A. V.	LAT	3.00	7.90	7.00	6.90	7.90	7.50	7.20	7.400	0.6	9.800
90	36	ANDERSEN L.	DEN	3.70	6.40	6.50	6.60	6.70	6.80	6.50	6.575	0.6	9.675
91	37	FURU M.	DEN	3.20	7.00	7.00	7.00	6.80	7.20	7.00	7.000	0.6	9.600
92	3	TOPLAK M.	AUT	3.90	6.40	5.50	6.00	6.20	5.80	6.20	6.050	0.4	9.550
93	129	NETO L.	POR	3.20	6.00	7.10	7.00	7.10	6.80	6.50	6.850	0.6	9.450
94	31	BARESOVA V.	CZE	4.20	6.10	5.60	5.70	5.70	6.30	6.30	5.950	0.7	9.450
95	126	ABRANTES D.	POR	3.40	6.60	6.70	6.80	6.50	6.20	6.50	6.575	0.6	9.375
96	103	BURZINSKAITE L.	LTU	4.00	5.40	5.80	5.40	6.10	6.20	4.80	5.675	0.3	9.375
97	118	TANGERUD M.	NOR	2.70	7.00	7.70	7.20	7.10	7.30	7.40	7.250	0.6	9.350
98	83	ARNADOTTIR L.	ISL	2.60	7.30	7.80	7.30	7.30	7.30	7.30	7.300	0.6	9.300
99	164	OZKAN O.	TUR	4.10	6.00	6.20	5.30	4.70	6.40	5.80	5.825	0.7	9.225
100	8	VANLIMBERGEN K.	BEL	5.00	4.00	4.90	4.70	5.30	4.40	3.80	4.500	0.4	9.100
101	122	ILNICKA D.	POL	4.10	4.50	5.50	5.30	4.70	5.00	6.30	5.125	0.3	8.925
102	117	UELAND FJELD C.	NOR	2.60	7.30	6.90	6.50	6.30	6.40	6.50	6.575	0.6	8.575
103	82	GUDMUNDSDOTTIR D.	ISL	3.10	5.90	5.50	6.00	6.10	6.10	6.00	6.000	0.6	8.500
104	39	KIRK M.	DEN	1.50	7.10	7.30	7.50	7.20	7.00	7.20	7.200	0.7	8.000
105	107	KIMMEL M.	LUX	2.80	5.90	4.60	5.00	5.90	5.50	5.80	5.550	0.6	7.750
106	97	GOROBICA O.	LAT	3.10	5.50	5.40	4.80	5.40	5.10	5.30	5.300	0.7	7.700
107	38	WENNBERG S.	DEN	2.70	5.50	5.00	4.00	5.20	5.10	5.00	5.075	0.6	7.175
108	84	ODINSDOTTIR T.	ISL	2.70	5.50	5.20	4.70	4.60	4.70	5.20	4.950	0.6	7.050
109	18	KALPAKENIEVA T.	BUL	1.90	3.90	3.70	3.30	3.70	3.90	3.30	3.650	0.6	4.950
110	104	VILKELYTE K.	LTU	2.40	0.80	0.40	0.00	0.70	0.00	0.00	0.275	0.9	1.775

### Legend:

A Difficulty score

B1 - B6 Panel "B" judges 1 - 6

Pen Penalty



Uneven Bars



Clermont-Ferrand (FRA) 3 - 6 April 2008

## INDIVIDUAL JUDGES SCORES

Women's Juniors - Team Competition - All-Around And Qual. For Compet. 3

FRI 4 APR 2008 - 17:45



Rank	Bib	Name	NOC Code	A Score	B1 GRE	B2 LTU	B3 SLO	B4 NED	B5 BEL	B6 POR	B Score	Pen.	Total
1	51	DUFOURNET Y.	FRA	6.80	8.80	8.40	8.90	8.80	9.10	9.40	8.900		15.700
2	137	NABIEVA T.	RUS	6.30	9.20	9.10	9.40	9.30	9.40	9.50	9.325		15.625
3	136	MUSTAFINA A.	RUS	6.60	9.00	8.90	9.00	8.80	9.20	8.70	8.925		15.525
4	140	SOLOVYEVA T.	RUS	6.10	9.10	9.30	9.20	9.20	9.10	9.00	9.150		15.250
5	132	PORGRAS A.	ROU	6.70	8.60	8.50	8.30	8.00	8.40	8.60	8.450		15.150
6	135	RACEA A.	ROU	6.20	8.70	8.50	8.90	8.50	8.80	8.70	8.675		14.875
7	134	VOICU C.	ROU	6.40	8.50	8.40	8.20	8.00	8.50	8.40	8.375		14.775
8	133	SABAU L.	ROU	5.90	8.90	8.80	8.80	8.80	8.90	9.10	8.850		14.750
9	167	DEMYANCHUK Y.	UKR	6.50	8.10	8.10	8.20	7.90	7.90	8.10	8.050		14.550
10	114	MOSHAGE Y.	NED	6.00	8.60	8.60	8.40	8.60	8.10	8.30	8.475	0.1	14.375
11	53	BREVET M.	FRA	5.30	9.10	9.10	8.80	8.90	9.10	9.20	9.050		14.350
12	113	VAN GERNER C.	NED	5.80	8.80	8.40	8.60	8.40	8.50	8.70	8.550		14.350
13	166	KONONENKO N.	UKR	6.00	8.50	8.50	8.30	8.20	8.10	8.40	8.350		14.350
14	91	GALANTE P.	ITA	6.10	8.20	8.20	8.40	8.30	8.20	8.20	8.225		14.325
15	59	PINCHES J.	GBR	5.60	8.50	8.80	8.70	8.60	8.60	8.90	8.675		14.275
16	92	LA SPADA A.	ITA	5.90	8.40	8.20	8.30	8.20	8.10	8.50	8.275		14.175
17	52	STANIC C.	FRA	5.60	8.10	8.60	8.80	8.50	8.50	8.40	8.500		14.100
18	13	HURHACH A.	BLR	5.50	9.10	8.60	8.50	8.40	8.60	8.20	8.525		14.025
19	143	NOVAK F.	SLO	5.60	8.60	8.10	8.30	8.40	8.50	8.50	8.425		14.025
20	146	DIACCI J.	SUI	5.90	8.10	8.40	7.70	8.30	8.10	8.00	8.125		14.025
21	95	RANDO E.	ITA	5.30	8.60	8.60	8.60	8.60	8.80	8.90	8.650		13.950
22	54	GAFFINO M.	FRA	5.60	8.30	8.80	8.20	8.40	7.90	8.20	8.275		13.875
23	112	BLIND Natasja	NED	5.60	8.00	8.30	8.50	8.20	8.10	8.30	8.225		13.825
24	94	PREZIOSA E.	ITA	6.20	7.90	7.60	7.60	7.60	7.40	7.60	7.600		13.800
25	121	JANIK G.	POL	5.90	8.20	8.00	8.20	7.90	7.40	8.50	8.075	0.3	13.675
26	58	RIPPIN N.	GBR	5.90	7.80	7.60	7.80	7.50	7.80	7.70	7.725		13.625
27	6	MASSCHELIN R.	BEL	5.90	7.70	7.20	7.60	7.10	7.90	8.10	7.600		13.500
28	56	FRANCIS D.	GBR	6.10	7.20	7.60	7.40	7.30	7.50	7.30	7.375		13.475
29	168	FOMENKO A.	UKR	5.40	8.00	8.10	8.20	7.80	7.90	8.20	8.050		13.450
30	164	OZKAN O.	TUR	5.30	8.40	7.80	8.10	8.00	8.10	8.20	8.100		13.400
31	7	EGGERMONT J.	BEL	5.80	7.20	7.00	7.60	7.80	7.80	8.40	7.600		13.400
32	150	STEINGRUBER G.	SUI	5.40	8.20	7.60	8.00	7.80	7.90	8.20	7.975		13.375
33	111	MASELA W.	NED	5.60	7.10	7.80	7.80	7.80	7.80	7.80	7.800	0.1	13.300
34	19	PITSIKALIS M.	BUL	4.90	8.60	8.10	8.50	8.50	8.20	8.30	8.375		13.275
35	130	DAMASIO M.	POR	5.40	7.90	7.80	7.80	7.70	8.00	8.60	7.875		13.275
36	49	PIETILA R.	FIN	4.70	8.50	8.60	8.30	8.40	8.60	8.50	8.500		13.200
37	148	RUTZ J.	SUI	5.20	7.60	7.90	7.80	7.90	8.10	8.00	7.900		13.100
38	46	LAISI I.	FIN	5.30	8.00	7.50	7.70	7.70	7.80	8.00	7.800		13.100
39	8	VANLIMBERGEN K.	BEL	5.80	7.50	7.00	7.40	6.80	7.30	7.80	7.300		13.100
40	126	ABRANTES D.	POR	4.90	7.40	8.00	8.10	8.30	8.30	8.60	8.175		13.075
41	16	ZLATKOVA A.	BUL	5.20	7.70	7.90	8.10	8.00	7.70	7.80	7.850		13.050
42	17	MILEVA R.	BUL	4.90	8.30	8.10	8.10	8.20	8.10	7.70	8.125		13.025
43	72	KEKEGYI S.	HUN	4.60	8.20	8.50	8.60	8.40	8.20	8.50	8.400		13.000

Clermont-Ferrand (FRA) 3 - 6 April 2008

## INDIVIDUAL JUDGES SCORES

Women's Juniors - Team Competition - All-Around And Qual. For Compet. 3

FRI 4 APR 2008 - 17:45



Rank	Bib	Name	NOC Code	A Score	B1 GRE	B2 LTU	B3 SLO	B4 NED	B5 BEL	B6 POR	B Score	Pen.	Total
44	62	SEITZ E.	GER	5.10	7.80	8.00	7.80	7.30	7.90	8.10	7.875		12.975
45	42	SANCHEZ V.	ESP	5.20	7.70	7.70	7.90	7.60	7.60	8.00	7.725		12.925
46	157	JONSSON I.	SWE	4.80	8.20	8.20	8.20	7.80	8.20	8.80	8.200	0.1	12.900
47	169	GLADKOVA A.	UKR	5.70	7.20	7.40	7.00	7.20	7.20	7.20	7.200		12.900
48	75	LONAI H.	HUN	5.40	7.20	7.50	7.30	7.50	7.70	7.50	7.450		12.850
49	69	SIRIGOU A.	GRE	5.10	8.40	7.50	7.80	7.60	7.90	7.50	7.700		12.800
50	63	HINDERMANN G.	GER	5.40	7.50	7.50	7.30	7.00	7.50	6.80	7.325		12.725
51	1	FA K.	AUT	5.40	7.60	7.30	7.60	6.80	7.30	7.00	7.300		12.700
52	141	KYSSELEF T.	SLO	4.60	7.80	7.90	8.40	8.10	8.10	8.00	8.025		12.625
53	5	ZOITL K.	AUT	4.90	7.70	8.00	7.70	7.40	7.50	7.90	7.700		12.600
54	81	HERMANSSDOTTIR T.	ISL	5.00	7.60	7.60	7.50	7.50	7.70	7.80	7.600		12.600
55	66	MAKANTASI S.	GRE	5.20	8.20	7.30	7.30	7.10	7.30	7.70	7.400		12.600
56	11	IVANETS H.	BLR	6.00	6.50	7.00	6.60	6.10	6.00	6.80	6.500		12.500
57	139	DEMENTYEVA A.	RUS	6.00	6.60	6.60	6.20	6.20	6.40	6.40	6.400		12.400
58	26	GEORGIU A.	CYP	5.20	7.10	7.30	7.10	7.40	6.70	7.00	7.125		12.325
59	76	WALLACE R.	IRL	5.30	7.40	7.00	7.00	6.60	7.00	7.10	7.025		12.325
60	82	GUDMUNDSDOTTIR D.	ISL	4.70	7.50	7.80	7.60	7.10	7.50	7.90	7.600		12.300
61	70	KAZAMIA K.	GRE	5.30	7.20	7.20	6.90	6.50	6.70	7.20	7.000		12.300
62	149	SENN Jennifer	SUI	5.30	7.10	7.20	7.20	6.40	6.70	7.00	7.000		12.300
63	68	BARMAXIZOGLU M.	GRE	5.20	7.40	7.10	6.90	6.60	6.90	7.90	7.075		12.275
64	96	TOMKALNE A.	LAT	3.90	8.40	8.10	8.40	8.30	8.30	8.30	8.325		12.225
65	142	KAMNIKAR I.	SLO	4.80	7.70	7.30	7.60	7.10	7.70	6.80	7.425		12.225
66	159	SJOEBERG L.	SWE	4.70	7.50	7.50	7.70	7.30	7.80	7.10	7.500		12.200
67	73	MATE I.	HUN	4.80	7.40	7.60	7.50	7.20	7.30	7.90	7.450	0.1	12.150
68	14	ZAITSAVA N.	BLR	4.60	7.50	7.20	7.70	7.70	7.70	7.60	7.625	0.1	12.125
69	15	MAKHAUTOVA V.	BLR	5.40	7.10	7.00	6.90	6.60	6.80	6.50	6.825	0.1	12.125
70	161	EROGLU D.	TUR	5.00	7.20	6.90	7.40	7.00	6.80	7.20	7.075		12.075
71	160	GUSTAFFSSON I.	SWE	4.50	8.00	7.50	7.20	7.20	7.40	8.20	7.525		12.025
72	47	JOUSIMIES E.	FIN	5.40	7.10	7.20	6.50	6.50	6.40	6.30	6.625		12.025
73	31	BARESOVA V.	CZE	4.60	7.30	7.50	7.40	7.30	7.40	7.60	7.400		12.000
74	151	KARAINDROSOVA A.	SVK	5.40	7.00	6.70	6.60	6.40	6.60	6.40	6.575		11.975
75	34	SAFRANKOVA V.	CZE	5.40	6.80	6.60	6.60	6.20	6.40	6.70	6.575		11.975
76	9	CROKET J.	BEL	5.90	5.60	6.30	6.10	6.00	6.20	6.00	6.075		11.975
77	65	HANSEN J.	GER	5.20	6.70	7.60	6.60	6.80	6.10	6.90	6.750		11.950
78	101	SVILPAITE L.	LTU	5.60	6.30	6.50	6.30	6.10	6.30	7.00	6.350		11.950
79	144	BELAK T.	SLO	5.00	6.70	6.90	7.00	6.60	7.40	7.10	6.925		11.925
80	57	HIBBERT N.	GBR	5.70	6.40	6.20	6.20	6.00	5.90	6.40	6.200		11.900
81	123	SRODON K.	POL	4.90	7.90	7.70	7.60	6.80	6.80	7.20	7.325	0.4	11.825
82	64	TOLLE P.	GER	5.10	6.90	6.90	6.80	6.60	6.50	6.50	6.700		11.800
83	129	NETO L.	POR	5.20	7.40	6.80	6.30	6.50	6.20	6.80	6.600		11.800
84	71	TOTH R.	HUN	5.20	6.70	6.50	6.70	6.20	6.20	6.70	6.525		11.725
85	4	SINIC HASLACHER M.	AUT	4.80	6.90	6.90	6.50	6.60	6.60	7.30	6.750		11.550
86	48	OJALA R.	FIN	5.00	6.30	6.60	6.70	6.20	6.30	6.70	6.475		11.475

Clermont-Ferrand (FRA) 3 - 6 April 2008

## INDIVIDUAL JUDGES SCORES

Women's Juniors - Team Competition - All-Around And Qual. For Compet. 3

FRI 4 APR 2008 - 17:45



Rank	Bib	Name	NOC Code	A Score	B1 GRE	B2 LTU	B3 SLO	B4 NED	B5 BEL	B6 POR	B Score	Pen.	Total
87	162	AKSU G.	TUR	4.50	6.90	6.70	6.80	6.90	6.80	7.30	6.850		11.350
88	128	CHOON A.	POR	4.70	6.90	6.60	6.60	6.90	6.90	6.40	6.750	0.1	11.350
89	122	ILNICKA D.	POL	5.10	6.90	6.80	6.50	6.00	6.00	5.90	6.325	0.1	11.325
90	36	ANDERSEN L.	DEN	4.10	7.60	7.40	7.00	7.20	7.20	6.80	7.200		11.300
91	33	MOLACKOVA M.	CZE	4.70	7.30	6.10	6.60	6.80	6.40	6.60	6.600		11.300
92	84	ODINSDOTTIR T.	ISL	4.10	7.20	7.50	7.40	6.70	7.30	6.80	7.175		11.275
93	40	BRANDENBORG .	DEN	3.90	7.40	7.20	6.90	7.40	6.80	7.70	7.225		11.125
94	83	ARNADOTTIR L.	ISL	4.30	7.00	6.80	6.80	6.70	6.50	6.80	6.775		11.075
95	32	FUCKOVA N.	CZE	4.40	6.90	6.90	6.30	6.10	6.60	6.90	6.675		11.075
96	117	UELAND FJELD C.	NOR	4.80	6.90	6.70	6.90	5.70	5.70	5.80	6.275		11.075
97	107	KIMMEL M.	LUX	4.40	6.90	6.70	6.60	7.30	6.30	6.40	6.650	0.1	10.950
98	103	BURZINSKAITE L.	LTU	4.00	6.80	7.40	6.70	6.70	7.00	7.20	6.925		10.925
99	163	YUKSEL I.	TUR	4.60	6.60	6.50	6.40	5.80	6.40	6.00	6.325		10.925
100	152	REHAKOVA K.	SVK	5.40	5.60	5.60	5.40	5.00	5.20	6.00	5.450		10.850
101	116	EINARSDOTTIR A.	NOR	4.30	6.50	6.70	7.10	6.80	6.20	6.50	6.625	0.1	10.825
102	37	FURU M.	DEN	4.10	6.80	7.00	6.70	6.70	6.30	6.30	6.625		10.725
103	104	VILKELYTE K.	LTU	3.40	7.50	7.30	7.30	6.90	7.00	6.90	7.125		10.525
104	2	PENKER S.	AUT	4.80	6.10	6.10	5.40	5.70	5.60	5.90	5.825	0.1	10.525
105	38	WENNBERG S.	DEN	4.60	5.10	5.80	5.60	5.30	5.50	5.80	5.550		10.150
106	98	KAZAKEVICH A.	LAT	4.40	6.00	6.20	5.40	5.10	5.60	5.90	5.725	0.1	10.025
107	118	TANGERUD M.	NOR	4.10	5.70	5.50	6.20	5.70	5.60	6.20	5.800		9.900
108	18	KALPAKENIEVA T.	BUL	2.70	7.80	7.40	7.10	6.70	7.40	6.20	7.150		9.850
109	97	GOROBEGA O.	LAT	3.50	6.80	7.10	6.40	6.00	6.00	6.00	6.300		9.800
110	41	IZURIETA A.	ESP	1.80	0.70	0.50	0.80	0.70	0.60	0.80	0.700	0.4	2.100

### Legend:

A Difficulty score

B1 - B6 Panel "B" judges 1 - 6

Pen Penalty



Beam

Clermont-Ferrand (FRA) 3 - 6 April 2008

## INDIVIDUAL JUDGES SCORES

Women's Juniors - Team Competition - All-Around And Qual. For Compet. 3

FRI 4 APR 2008 - 17:45



Rank	Bib	Name	NOC Code	A Score	B1 LUX	B2 ROU	B3 GBR	B4 FRA	B5 ISL	B6 SWE	B Score	Pen.	Total
1	137	NABIEVA T.	RUS	6.00	8.90	8.90	8.80	8.60	8.90	9.00	8.875		14.875
2	136	MUSTAFINA A.	RUS	6.10	8.70	8.90	8.90	8.60	8.60	8.50	8.700		14.800
3	139	DEMENTYEVA A.	RUS	5.80	8.90	8.90	9.10	8.90	8.70	9.20	8.950		14.750
4	135	RACEA A.	ROU	5.80	8.90	9.10	8.80	8.70	8.90	8.90	8.875		14.675
5	51	DUFOURNET Y.	FRA	6.10	8.70	8.70	8.80	8.70	8.60	8.40	8.675	0.3	14.475
6	140	SOLOVYEVA T.	RUS	5.50	9.10	8.70	9.00	8.90	8.50	9.10	8.925		14.425
7	57	HIBBERT N.	GBR	5.50	8.80	8.70	8.90	8.90	8.50	8.80	8.800		14.300
8	112	BLIND Natasja	NED	5.50	8.80	8.70	8.50	8.70	8.60	8.90	8.700		14.200
9	133	SABAU L.	ROU	5.60	8.90	8.90	8.40	8.70	8.30	8.40	8.600		14.200
10	92	LA SPADA A.	ITA	5.40	8.90	8.40	8.60	8.70	8.90	8.90	8.775		14.175
11	59	PINCHES J.	GBR	5.50	8.50	8.40	8.70	8.50	8.90	8.90	8.650		14.150
12	114	MOSHAGE Y.	NED	5.50	8.70	8.50	8.60	8.60	8.70	8.80	8.650		14.150
13	58	RIPPIN N.	GBR	5.90	8.60	8.90	8.90	9.00	8.80	8.30	8.800	0.6	14.100
14	132	PORGRAS A.	ROU	5.30	8.90	8.80	8.40	8.90	8.90	8.90	8.875	0.1	14.075
15	134	VOICU C.	ROU	5.40	8.70	8.90	8.60	8.70	8.50	8.70	8.675		14.075
16	93	LICCETTA S.	ITA	5.20	8.90	8.90	8.70	8.60	8.90	8.80	8.825		14.025
17	91	GALANTE P.	ITA	5.50	8.70	8.60	8.50	9.00	8.20	8.60	8.600	0.1	14.000
18	111	MASELA W.	NED	5.20	8.80	8.50	8.60	8.50	8.80	8.70	8.650		13.850
19	7	EGGERMONT J.	BEL	5.70	8.30	8.60	7.90	8.10	7.20	8.10	8.100		13.800
20	146	DIACCI J.	SUI	5.20	8.60	8.60	8.80	8.60	8.20	8.40	8.550		13.750
21	6	MASSCHELIN R.	BEL	5.30	8.40	8.60	8.30	8.30	8.60	8.50	8.450		13.750
22	62	SEITZ E.	GER	5.30	8.50	8.40	8.40	8.50	9.20	8.20	8.450		13.750
23	56	FRANCIS D.	GBR	5.50	8.40	8.70	8.80	8.40	8.60	8.00	8.525	0.3	13.725
24	166	KONONENKO N.	UKR	5.30	8.60	8.40	8.30	8.40	8.30	8.60	8.425		13.725
25	167	DEMYANCHUK Y.	UKR	5.30	8.50	8.40	8.40	8.50	8.30	8.40	8.425		13.725
26	113	VAN GERNER C.	NED	5.50	8.50	8.50	8.40	8.10	8.20	8.00	8.300	0.1	13.700
27	94	PREZIOSA E.	ITA	5.40	8.70	8.80	8.50	8.90	8.50	8.40	8.625	0.4	13.625
28	168	FOMENKO A.	UKR	5.20	8.60	8.30	8.50	8.30	8.50	8.50	8.450	0.1	13.550
29	52	STANIC C.	FRA	5.30	8.40	8.40	8.30	8.50	8.50	8.40	8.425	0.2	13.525
30	54	GAFFINO M.	FRA	5.30	8.10	8.10	8.60	8.40	8.20	8.20	8.225		13.525
31	150	STEINGRUBER G.	SUI	5.00	8.10	8.30	8.40	8.50	8.90	8.80	8.500		13.500
32	53	BREVET M.	FRA	4.90	8.90	8.50	8.50	8.60	8.50	8.70	8.575		13.475
33	164	OZKAN O.	TUR	5.30	8.20	8.20	8.20	8.10	8.20	7.90	8.175		13.475
34	8	VANLIMBERGEN K.	BEL	5.20	8.30	7.70	8.00	8.30	8.50	8.40	8.250		13.450
35	66	MAKANTASI S.	GRE	5.30	8.20	8.20	8.20	8.20	7.80	8.00	8.150		13.450
36	170	KAYDALOVA A.	UKR	5.10	8.40	8.10	8.30	8.40	8.10	8.60	8.300		13.400
37	14	ZAITSAVA N.	BLR	5.00	8.10	8.50	8.30	8.40	8.20	8.50	8.350		13.350
38	63	HINDERMANN G.	GER	5.10	8.10	8.10	8.40	7.80	8.30	8.40	8.225		13.325
39	101	SVILPAITE L.	LTU	5.20	8.00	8.00	8.20	8.10	7.90	8.20	8.075		13.275
40	64	TOLLE P.	GER	4.80	8.60	8.40	8.30	8.00	8.30	8.80	8.400		13.200
41	143	NOVAK F.	SLO	5.10	8.20	8.10	7.70	8.00	8.10	7.90	8.025		13.125
42	46	LAISI I.	FIN	5.10	8.10	8.20	8.10	8.00	7.60	8.20	8.100	0.1	13.100
43	81	HERMANSSDOTTIR T.	ISL	5.10	7.70	8.10	7.60	8.30	8.30	7.90	8.000		13.100

Clermont-Ferrand (FRA) 3 - 6 April 2008

## INDIVIDUAL JUDGES SCORES

Women's Juniors - Team Competition - All-Around And Qual. For Compet. 3

FRI 4 APR 2008 - 17:45



Rank	Bib	Name	NOC Code	A Score	B1 LUX	B2 ROU	B3 GBR	B4 FRA	B5 ISL	B6 SWE	B Score	Pen.	Total
44	42	SANCHEZ V.	ESP	5.10	8.00	8.40	8.00	8.10	7.90	7.80	8.000		13.100
45	1	FA K.	AUT	5.20	8.20	8.10	7.70	7.80	7.80	7.90	7.900		13.100
46	9	CROKET J.	BEL	5.40	7.70	8.00	7.50	8.00	7.60	7.10	7.700		13.100
47	47	JOUSIMIES E.	FIN	4.90	8.30	8.20	8.00	7.90	7.80	8.20	8.075		12.975
48	144	BELAK T.	SLO	4.90	7.90	8.10	8.00	8.20	8.20	7.30	8.050		12.950
49	129	NETO L.	POR	4.70	8.30	8.10	8.20	8.20	8.40	8.00	8.200		12.900
50	162	AKSU G.	TUR	4.70	8.10	8.00	7.80	8.20	8.30	8.40	8.150		12.850
51	72	KEKEGYI S.	HUN	4.90	7.90	8.20	7.60	7.80	8.10	8.00	7.950		12.850
52	121	JANIK G.	POL	5.50	8.10	8.00	7.30	7.40	7.00	7.50	7.550	0.2	12.850
53	13	HURHACH A.	BLR	5.10	8.20	8.30	7.70	7.70	7.60	7.60	7.800	0.1	12.800
54	19	PITSIKALIS M.	BUL	4.70	8.00	8.20	7.50	8.00	8.10	8.30	8.075		12.775
55	76	WALLACE R.	IRL	4.70	8.10	8.00	7.80	7.40	8.20	8.20	8.025		12.725
56	163	YUKSEL I.	TUR	4.60	8.00	8.10	7.90	8.10	8.20	8.50	8.100		12.700
57	68	BARMAXIZOGLU M.	GRE	5.30	7.00	7.60	7.40	7.70	7.30	7.30	7.400		12.700
58	157	JONSSON I.	SWE	4.60	8.30	8.00	7.80	8.20	8.00	8.10	8.075		12.675
59	148	RUTZ J.	SUI	4.80	7.90	7.90	7.60	8.10	7.90	8.10	7.950	0.1	12.650
60	75	LONAI H.	HUN	4.80	8.20	7.80	7.60	7.80	7.30	8.20	7.850		12.650
61	142	KAMNIKAR I.	SLO	4.90	7.70	7.70	7.60	7.60	7.90	7.90	7.725		12.625
62	11	IVANETS H.	BLR	4.40	8.50	8.30	7.60	8.10	8.10	8.30	8.200		12.600
63	49	PIETILA R.	FIN	4.60	8.20	8.00	8.00	8.00	8.20	8.20	8.100	0.1	12.600
64	3	TOPLAK M.	AUT	4.70	8.10	7.80	7.80	7.70	8.10	7.90	7.900		12.600
65	73	MATE I.	HUN	5.30	7.60	7.50	7.10	7.10	7.40	6.90	7.275		12.575
66	159	SJOEBERG L.	SWE	4.90	8.00	7.80	7.50	7.50	7.40	7.70	7.625		12.525
67	141	KYSSELEF T.	SLO	4.80	7.70	8.20	7.70	7.20	8.50	7.60	7.800	0.1	12.500
68	70	KAZAMIA K.	GRE	4.60	8.20	8.00	8.00	7.70	8.20	7.60	7.975	0.1	12.475
69	71	TOTH R.	HUN	5.40	7.60	7.40	7.60	7.30	7.80	7.00	7.475	0.4	12.475
70	34	SAFRANKOVA V.	CZE	4.70	8.10	8.30	8.00	8.00	8.00	8.00	8.025	0.3	12.425
71	32	FUCKOVA N.	CZE	4.70	8.10	7.90	7.60	7.90	7.60	7.90	7.825	0.1	12.425
72	160	GUSTAFFSSON I.	SWE	4.50	8.10	8.00	7.80	7.50	7.60	7.80	7.800		12.300
73	151	KARAINDROSOVA A.	SVK	4.80	8.10	7.40	7.50	7.20	7.70	7.40	7.500		12.300
74	67	HAPSA A.	GRE	4.40	8.20	7.90	7.80	7.80	7.90	7.00	7.850		12.250
75	130	DAMASIO M.	POR	4.50	7.80	7.90	8.00	7.60	7.70	7.50	7.750		12.250
76	61	LENZ C.	GER	4.80	7.80	7.80	7.40	7.20	7.00	7.40	7.450		12.250
77	4	SINIC HASLACHER M.	AUT	4.60	8.00	7.40	7.00	7.90	7.60	7.20	7.525		12.125
78	161	EROGLU D.	TUR	4.60	7.70	8.20	8.00	7.80	7.90	8.10	7.950	0.5	12.050
79	128	CHOON A.	POR	4.60	8.00	8.20	7.50	7.50	7.80	7.70	7.750	0.3	12.050
80	31	BARESOVA V.	CZE	4.70	7.30	7.30	7.60	7.50	7.30	6.90	7.350		12.050
81	149	SENN Jennifer	SUI	5.10	6.10	7.10	7.20	7.10	6.80	6.70	6.925		12.025
82	122	ILNICKA D.	POL	4.30	7.80	7.50	7.20	7.80	8.00	7.30	7.600		11.900
83	2	PENKER S.	AUT	4.50	7.50	7.60	7.30	7.10	6.70	7.70	7.375		11.875
84	126	ABRANTES D.	POR	3.90	8.20	8.00	7.60	7.90	8.10	8.00	8.000	0.1	11.800
85	16	ZLATKOVA A.	BUL	5.00	6.70	7.10	6.00	6.60	7.30	7.00	6.850	0.1	11.750
86	17	MILEVA R.	BUL	4.90	7.20	7.40	6.80	6.20	7.90	7.70	7.275	0.5	11.675

Clermont-Ferrand (FRA) 3 - 6 April 2008

## INDIVIDUAL JUDGES SCORES

Women's Juniors - Team Competition - All-Around And Qual. For Compet. 3

FRI 4 APR 2008 - 17:45



Rank	Bib	Name	NOC Code	A Score	B1 LUX	B2 ROU	B3 GBR	B4 FRA	B5 ISL	B6 SWE	B Score	Pen.	Total
87	15	MAKHAUTSOVA V.	BLR	3.90	7.60	8.10	8.00	7.90	7.70	8.00	7.900	0.3	11.500
88	48	OJALA R.	FIN	3.90	7.90	7.80	7.80	7.40	8.30	7.90	7.850	0.3	11.450
89	107	KIMMEL M.	LUX	4.00	8.20	7.50	7.20	7.50	7.50	7.30	7.450		11.450
90	97	GOROBECA O.	LAT	3.80	7.80	7.50	7.10	7.60	7.60	8.30	7.625		11.425
91	33	MOLACKOVA M.	CZE	4.60	7.20	7.30	6.80	7.30	7.20	7.10	7.200	0.4	11.400
92	83	ARNADOTTIR L.	ISL	3.80	7.80	7.40	6.80	7.80	7.90	7.30	7.575		11.375
93	82	GUDMUNDSDOTTIR D.	ISL	5.10	6.70	6.90	6.40	6.70	6.40	5.90	6.550	0.3	11.350
94	37	FURU M.	DEN	4.40	6.90	6.70	6.70	7.10	7.10	6.80	6.875		11.275
95	103	BURZINSKAITE L.	LTU	4.20	7.10	7.20	6.40	6.70	7.20	7.00	7.000		11.200
96	96	TOMKALNE A.	LAT	4.40	6.90	7.20	6.70	6.80	6.60	6.80	6.800		11.200
97	102	NEVEDOMSKAITE G.	LTU	3.40	7.80	7.70	8.00	7.50	7.70	7.60	7.700	0.1	11.000
98	117	UELAND FJELD C.	NOR	3.90	7.20	7.30	7.10	6.70	7.40	6.30	7.075		10.975
99	98	KAZAKEVICH A.	LAT	3.90	7.00	7.10	6.70	6.80	7.30	7.70	7.050		10.950
100	118	TANGERUD M.	NOR	3.70	7.90	7.30	6.70	7.20	8.00	6.80	7.300	0.1	10.900
101	84	ODINSDOTTIR T.	ISL	3.40	7.80	7.70	7.30	7.50	7.40	7.20	7.475		10.875
102	116	EINARSDOTTIR A.	NOR	3.70	7.70	7.50	7.00	7.10	7.10	7.00	7.175		10.875
103	123	SRODON K.	POL	3.60	7.60	7.30	7.10	7.30	7.00	6.70	7.175		10.775
104	38	WENNBERG S.	DEN	4.00	7.20	6.80	6.80	6.80	7.10	6.20	6.875	0.1	10.775
105	26	GEORGIU A.	CYP	4.50	7.00	6.40	6.30	6.10	6.00	6.20	6.250		10.750
106	39	KIRK M.	DEN	3.70	7.00	7.30	6.50	6.50	7.40	6.50	6.825	0.1	10.425
107	36	ANDERSEN L.	DEN	4.30	6.20	6.30	6.20	6.40	6.10	5.70	6.200	0.6	9.900
108	152	REHAKOVA K.	SVK	4.10	6.00	6.30	5.90	5.70	5.60	5.40	5.800		9.900
109	18	KALPAKENIEVA T.	BUL	2.80	7.10	6.50	5.90	6.50	6.20	6.90	6.525		9.325

### Legend:

A Difficulty score

B1 - B6 Panel "B" judges 1 - 6

Pen Penalty



Floor

Clermont-Ferrand (FRA) 3 - 6 April 2008

## LIST OF QUALIFIERS Women's Juniors - Apparatus Finals

SUN 6 APR 2008 - 10:00



Qualifying Order	Bib	Name	NOC Code	Qual. Score
1	137	NABIEVA Tatiana	RUS	14.487
2	138	NOVIKOVA Anastasia	RUS	14.187
3	51	DUFURNET Youna	FRA	14.075
4	9	CROKET Julie	BEL	14.000
5	121	JANIK Gabriela	POL	13.875
6	7	EGGERMONT Jolien	BEL	13.875
7	71	TOTH Renata	HUN	13.787
8	57	HIBBERT Nicole	GBR	13.675
<b>Reserves</b>				
R1	111	MASELA Wyomi	NED	13.625
R2	14	ZAITSAVA Nastassia	BLR	13.537
R3	52	STANIC Chloe	FRA	13.537



Qualifying Order	Bib	Name	NOC Code	Qual. Score
1	136	MUSTAFINA Aliya	RUS	15.600
2	51	DUFURNET Youna	FRA	15.600
3	137	NABIEVA Tatiana	RUS	15.550
4	112	BLIND Natasja	NED	15.025
5	166	KONONENKO Nataliya	UKR	14.725
6	115	OUAZZANI-CHADI Naoual	NED	14.575
7	62	SEITZ Elisabeth	GER	14.500
8	91	GALANTE Paola	ITA	14.500
<b>Reserves</b>				
R1	101	SVILPAITE Laura	LTU	14.425
R2	93	LICCETTA Serena	ITA	14.350
R3	59	PINCHES Jennifer	GBR	14.300



Qualifying Order	Bib	Name	NOC Code	Qual. Score
1	51	DUFURNET Youna	FRA	15.700
2	137	NABIEVA Tatiana	RUS	15.625
3	136	MUSTAFINA Aliya	RUS	15.525
4	132	PORGRAS Ana	ROU	15.150
5	135	RACEA Amelia	ROU	14.875
6	167	DEMYANCHUK Yana	UKR	14.550
7	114	MOSHAGE Yvette	NED	14.375
8	53	BREVET Marine	FRA	14.350
<b>Reserves</b>				
R1	113	VAN GERNER Celine	NED	14.350
R2	166	KONONENKO Nataliya	UKR	14.350
R3	91	GALANTE Paola	ITA	14.325



Qualifying Order	Bib	Name	NOC Code	Qual. Score
1	137	NABIEVA Tatiana	RUS	14.875
2	136	MUSTAFINA Aliya	RUS	14.800
3	135	RACEA Amelia	ROU	14.675
4	51	DUFURNET Youna	FRA	14.475
5	57	HIBBERT Nicole	GBR	14.300
6	112	BLIND Natasja	NED	14.200
7	133	SABAU Loredana	ROU	14.200
8	92	LA SPADA Andrea F.	ITA	14.175
<b>Reserves</b>				
R1	59	PINCHES Jennifer	GBR	14.150
R2	114	MOSHAGE Yvette	NED	14.150
R3	93	LICCETTA Serena	ITA	14.025

### Legend:

Qual. Qualification

Rx Reserve



Vault



Uneven Bars



Beam



Floor



Clermont-Ferrand (FRA) 3 - 6 April 2008

## JUDGES ASSIGNMENTS Women's Juniors - Apparatus Finals

SUN 6 APR 2008

### Superior Jury

BRASIER Yvette	UEG	President
UBIA CARNICER Montserrat	UEG	
FAIRBROTHER Lynda	UEG	
MARTINET Sylvie	UEG	Vault Supervisor
SHAI Orna	UEG	Uneven Bars Supervisor
MURTONEN Satu	UEG	Beam Supervisor
LISKAROVA Hana	UEG	Floor Supervisor



Function	Name	NOC Code
A1	HOFFMANN Marie-Paule	UEG
A2	RAISANEN Marja	FIN
B1	STARE CRNJAC Vesna	SLO
B2	THRASYVOULOU Chrystalla	CYP
B3	PAVIC Maja	CRO
B4	ILGAR Yeliz	TUR
B5	KISLINGER Karin	AUT
B6	CORTIGIANI Dora	ITA
Line 1	OSKARSDOTTIR Harpa	ISL



Function	Name	NOC Code
A1	PETURSDOTTIR Berglind	UEG
A2	REHOROVA Renata	CZE
B1	CÔRTE-REAL Alda	POR
B2	SEILE Nadejda	LAT
B3	GUSTIENE Ruta	LTU
B4	TANKOUCHEVA Neli	BUL
B5	PIKULINSKA Katarzyna	POL
B6	HOFEN Karen	GBR
Timer 1	KISLINGER Karin	AUT
Timer 2	SOLOMONIDOU Maria	GRE



Function	Name	NOC Code
A1	ZETTERMAN Marianne	UEG
A2	KLAESBERG Sabrina	GER
B1	BOURGOIS Monique	BEL
B2	ANEN Nicole	LUX
B3	STOICA Eliza	ROU
B4	OSKARSDOTTIR Harpa	ISL
B5	BATHO Martha	HUN
B6	RISOVA Lubica	SVK
Timer 1	STARE CRNJAC Vesna	SLO



Function	Name	NOC Code
A1	TEREKHINA Raisa	UEG
A2	BJORNSTAD Ann-Helen	NOR
B1	SOLOMONIDOU Maria	GRE
B2	PASCUAL AMORÓS M <sup>a</sup> Del Carmen	ESP
B3	RITTER Katrin	SUI
B4	OMELIANCHYK-ZIURKALOV Oksana	UKR
B5	LINDSTROM Maria	SWE
B6	MURRAY Mary	IRL
Timer 1	PAVIC Maja	CRO
Line 1	CÔRTE-REAL Alda	POR
Line 2	BOURGOIS Monique	BEL

### Legend:

**Ax** Panel 'A' judges

**Bx** Panel 'B' judges



Vault



Uneven Bars



Beam



Floor



Clermont-Ferrand (FRA) 3 - 6 April 2008

## RESULTS

### Women's Juniors - Apparatus Finals

SUN 6 APR 2008 - 10:00



Rank	Bib	Name	NOC Code	Vault 1	Vault 2	Total
1	51	DUFOURNET Y.	FRA	14.650	13.925	14.287
2	137	NABIEVA T.	RUS	14.700	13.700	14.200
3	138	NOVIKOVA A.	RUS	14.450	13.825	14.137
4	57	HIBBERT N.	GBR	14.175	13.575	13.875
5	7	EGGERMONT J.	BEL	13.875	13.775	13.825
6	71	TOTH R.	HUN	13.750	13.775	13.762
7	121	JANIK G.	POL	14.225	12.900	13.562
8	9	CROKET J.	BEL	0.000	13.625	6.812



Rank	Bib	Name	NOC Code	Total
1	51	DUFOURNET Y.	FRA	15.625
2	137	NABIEVA T.	RUS	15.500
3	112	BLIND Natasja	NED	14.750
4	136	MUSTAFINA A.	RUS	14.475
5	91	GALANTE P.	ITA	13.975
6	62	SEITZ E.	GER	13.650
7	115	OUAZZANI-CHADI N.	NED	13.600
8	166	KONONENKO N.	UKR	13.275



Rank	Bib	Name	NOC Code	Total
1	132	PORGRAS A.	ROU	15.700
2	135	RACEA A.	ROU	15.150
2	137	NABIEVA T.	RUS	15.150
4	166	KONONENKO N.	UKR	14.875
5	51	DUFOURNET Y.	FRA	14.825
6	167	DEMYANCHUK Y.	UKR	14.450
7	114	MOSHAGE Y.	NED	13.925
8	53	BREVET M.	FRA	13.875



Rank	Bib	Name	NOC Code	Total
1	137	NABIEVA T.	RUS	14.800
2	51	DUFOURNET Y.	FRA	14.775
3	135	RACEA A.	ROU	14.750
4	136	MUSTAFINA A.	RUS	14.375
5	92	LA SPADA A.	ITA	14.325
5	57	HIBBERT N.	GBR	14.325
7	133	SABAU L.	ROU	14.250
8	112	BLIND Natasja	NED	12.975

#### Legend:



Vault



Uneven Bars



Beam



Floor

Clermont-Ferrand (FRA) 3 - 6 April 2008

## RESULTS

### Women's Juniors - Apparatus Finals

SUN 6 APR 2008 - 10:00

**I**

Rank	Bib	Name	NOC Code	Vault	A Score	B Score	Pen.	Vault	Total
1	51	DUFOURNET Y.	FRA	1	5.50	9.150		14.650	<b>14.287</b>
				2	4.80	9.125		13.925	
2	137	NABIEVA T.	RUS	1	5.80	8.900		14.700	<b>14.200</b>
				2	5.20	8.500		13.700	
3	138	NOVIKOVA A.	RUS	1	5.50	8.950		14.450	<b>14.137</b>
				2	5.00	8.825		13.825	
4	57	HIBBERT N.	GBR	1	5.50	8.675		14.175	<b>13.875</b>
				2	4.80	8.775		13.575	
5	7	EGGERMONT J.	BEL	1	5.20	8.675		13.875	<b>13.825</b>
				2	5.30	8.475		13.775	
6	71	TOTH R.	HUN	1	5.00	8.750		13.750	<b>13.762</b>
				2	5.00	8.775		13.775	
7	121	JANIK G.	POL	1	5.30	8.925		14.225	<b>13.562</b>
				2	5.00	7.900		12.900	
8	9	CROKET J.	BEL	1	0.00	0.000		0.000	<b>6.812</b>
				2	5.20	8.425		13.625	

#### Legend:



Vault

Clermont-Ferrand (FRA) 3 - 6 April 2008

**RESULTS**

**Women's Juniors - Apparatus Finals**

SUN 6 APR 2008 - 10:30



Rank	Bib	Name	NOC Code	A Score	B Score	Pen	Total
1	51	DUFOURNET Y.	FRA	6.800	8.825		15.625
2	137	NABIEVA T.	RUS	6.500	9.000		15.500
3	112	BLIND Natasja	NED	6.200	8.550		14.750
4	136	MUSTAFINA A.	RUS	6.400	8.075		14.475
5	91	GALANTE P.	ITA	6.900	7.075		13.975
6	62	SEITZ E.	GER	5.600	8.050		13.650
7	115	OUAZZANI-CHADI N.	NED	5.600	8.000		13.600
8	166	KONONENKO N.	UKR	5.800	7.475		13.275

**Legend:**



Uneven Bars

Clermont-Ferrand (FRA) 3 - 6 April 2008

**RESULTS**

**Women's Juniors - Apparatus Finals**

SUN 6 APR 2008 - 11:20



Rank	Bib	Name	NOC Code	A Score	B Score	Pen	Total
1	132	PORGRAS A.	ROU	6.600	9.100		15.700
2	135	RACEA A.	ROU	6.400	8.750		15.150
2	137	NABIEVA T.	RUS	6.300	8.850		15.150
4	166	KONONENKO N.	UKR	6.000	8.875		14.875
5	51	DUFOURNET Y.	FRA	6.900	7.925		14.825
6	167	DEMYANCHUK Y.	UKR	6.500	7.950		14.450
7	114	MOSHAGE Y.	NED	6.000	8.225	0.3	13.925
8	53	BREVET M.	FRA	5.200	8.675		13.875

**Legend:**



Beam

*Clermont-Ferrand (FRA) 3 - 6 April 2008*

## RESULTS

### Women's Juniors - Apparatus Finals

SUN 6 APR 2008 - 11:50



Rank	Bib	Name	NOC Code	A Score	B Score	Pen	Total
1	137	NABIEVA T.	RUS	5.900	8.900		14.800
2	51	DUFOURNET Y.	FRA	6.100	8.675		14.775
3	135	RACEA A.	ROU	5.800	8.950		14.750
4	136	MUSTAFINA A.	RUS	5.700	8.675		14.375
5	92	LA SPADA A.	ITA	5.400	8.925		14.325
5	57	HIBBERT N.	GBR	5.500	8.825		14.325
7	133	SABAU L.	ROU	5.600	8.650		14.250
8	112	BLIND Natasja	NED	5.400	8.075	0.5	12.975

#### Legend:



Floor

Clermont-Ferrand (FRA) 3 - 6 April 2008

## INDIVIDUAL JUDGES SCORES Women's Juniors - Apparatus Finals

SUN 6 APR 2008 - 10:00

**I**

Rank	Bib	Name	NOC Code	V	A Score	B1 SLO	B2 CYP	B3 CRO	B4 TUR	B5 AUT	B6 ITA	B Score	Pen.	Vault	Total
1	51	DUFOURNET Y.	FRA	1	5.50	9.20	8.80	9.30	9.00	9.30	9.10	9.150		14.650	14.287
				2	4.80	9.00	9.10	9.20	9.10	9.10	9.20	9.125		13.925	
2	137	NABIEVA T.	RUS	1	5.80	8.90	8.80	9.00	8.80	9.00	8.90	8.900		14.700	14.200
				2	5.20	8.40	8.70	8.70	8.20	8.50	8.40	8.500		13.700	
3	138	NOVIKOVA A.	RUS	1	5.50	9.10	8.80	9.20	9.00	8.90	8.60	8.950		14.450	14.137
				2	5.00	8.80	8.80	8.90	8.90	8.80	8.80	8.825		13.825	
4	57	HIBBERT N.	GBR	1	5.50	8.50	8.70	8.70	8.60	8.70	8.70	8.675		14.175	13.875
				2	4.80	8.60	8.80	8.80	8.70	8.80	8.90	8.775		13.575	
5	7	EGGERMONT J.	BEL	1	5.20	8.70	8.80	8.50	8.70	8.60	8.70	8.675		13.875	13.825
				2	5.30	8.50	8.00	8.60	8.40	8.60	8.40	8.475		13.775	
6	71	TOTH R.	HUN	1	5.00	8.70	8.80	8.80	8.60	8.70	8.80	8.750		13.750	13.762
				2	5.00	8.70	8.90	8.70	8.80	8.80	8.80	8.775		13.775	
7	121	JANIK G.	POL	1	5.30	8.90	8.90	8.80	9.10	9.10	8.80	8.925		14.225	13.562
				2	5.00	7.90	7.80	7.90	8.00	7.80	8.00	7.900		12.900	
8	9	CROKET J.	BEL	1	0.00	0.00	0.00	0.00	0.00	0.00	0.00	0.000		0.000	6.812
				2	5.20	8.30	8.50	8.40	8.40	8.40	8.50	8.425		13.625	

### Legend:

**V** Vault number      **A** Difficulty score      **B1 - B6** Panel "B" judges 1 - 6      **Pen** Penalty

**I** Vault

Clermont-Ferrand (FRA) 3 - 6 April 2008

## INDIVIDUAL JUDGES SCORES Women's Juniors - Apparatus Finals

SUN 6 APR 2008 - 10:30



Rank	Bib	Name	NOC Code	A Score	B1 BEL	B2 LUX	B3 ROU	B4 ISL	B5 HUN	B6 SVK	B Score	Pen.	Total
1	51	DUFOURNET Y.	FRA	6.80	8.80	8.50	9.00	8.70	8.90	8.90	8.825		15.625
2	137	NABIEVA T.	RUS	6.50	9.00	9.00	9.00	8.60	9.00	9.00	9.000		15.500
3	112	BLIND Natasja	NED	6.20	8.50	8.60	8.40	8.20	8.90	8.70	8.550		14.750
4	136	MUSTAFINA A.	RUS	6.40	7.80	8.00	8.20	7.90	8.50	8.20	8.075		14.475
5	91	GALANTE P.	ITA	6.90	7.60	6.70	7.00	6.60	7.60	7.00	7.075		13.975
6	62	SEITZ E.	GER	5.60	7.80	8.00	8.20	7.20	8.40	8.20	8.050		13.650
7	115	OUAZZANI-CHADI N.	NED	5.60	8.10	8.00	8.30	7.90	7.90	8.00	8.000		13.600
8	166	KONONENKO N.	UKR	5.80	7.00	7.40	7.50	7.20	8.10	7.80	7.475		13.275

### Legend:

**A** Difficulty score      **B1 - B6** Panel "B" judges 1 - 6      **Pen** Penalty



Uneven Bars

Clermont-Ferrand (FRA) 3 - 6 April 2008

## INDIVIDUAL JUDGES SCORES Women's Juniors - Apparatus Finals

SUN 6 APR 2008 - 11:20



Rank	Bib	Name	NOC Code	A Score	B1 POR	B2 LAT	B3 LTU	B4 BUL	B5 POL	B6 GBR	B Score	Pen.	Total
1	132	PORGRAS A.	ROU	6.60	9.20	9.00	8.90	9.20	9.00	9.20	9.100		15.700
2	135	RACEA A.	ROU	6.40	8.70	8.80	8.80	8.80	8.70	8.10	8.750		15.150
2	137	NABIEVA T.	RUS	6.30	8.90	8.90	8.80	8.70	8.90	8.80	8.850		15.150
4	166	KONONENKO N.	UKR	6.00	8.90	8.90	8.80	8.90	8.90	8.20	8.875		14.875
5	51	DUFOURNET Y.	FRA	6.90	8.10	7.90	7.90	8.10	7.70	7.80	7.925		14.825
6	167	DEMYANCHUK Y.	UKR	6.50	8.00	7.70	7.90	8.20	7.90	8.00	7.950		14.450
7	114	MOSHAGE Y.	NED	6.00	8.20	8.40	8.30	7.60	8.00	8.40	8.225	0.3	13.925
8	53	BREVET M.	FRA	5.20	8.80	8.60	8.80	8.60	8.60	8.70	8.675		13.875

### Legend:

**A** Difficulty score

**B1 - B6** Panel "B" judges 1 - 6

**Pen** Penalty



Beam



*Clermont-Ferrand (FRA) 3 - 6 April 2008*

## INDIVIDUAL JUDGES SCORES Women's Juniors - Apparatus Finals

SUN 6 APR 2008 - 11:50



Rank	Bib	Name	NOC Code	A Score	B1 GRE	B2 ESP	B3 SUI	B4 UKR	B5 SWE	B6 IRL	B Score	Pen.	Total
1	137	NABIEVA T.	RUS	5.90	8.80	8.70	8.70	9.10	9.00	9.10	8.900		14.800
2	51	DUFOURNET Y.	FRA	6.10	8.60	8.50	8.80	8.40	8.80	8.80	8.675		14.775
3	135	RACEA A.	ROU	5.80	8.90	9.00	8.90	9.00	8.90	9.10	8.950		14.750
4	136	MUSTAFINA A.	RUS	5.70	8.70	8.50	9.00	8.30	8.50	9.00	8.675		14.375
5	92	LA SPADA A.	ITA	5.40	9.20	8.90	8.90	8.70	8.90	9.00	8.925		14.325
5	57	HIBBERT N.	GBR	5.50	9.00	8.60	9.00	8.70	8.80	8.80	8.825		14.325
7	133	SABAU L.	ROU	5.60	8.70	8.50	8.80	8.40	8.60	8.90	8.650		14.250
8	112	BLIND Natasja	NED	5.40	8.10	8.00	7.60	8.10	8.20	8.10	8.075	0.5	12.975

### Legend:

**A** Difficulty score

**B1 - B6** Panel "B" judges 1 - 6

**Pen** Penalty



Floor

Clermont-Ferrand (FRA) 3 - 6 April 2008

## JUDGES ASSIGNEMENT

### Women's Seniors - Qualifications For Competitions 3 And 4

THU 3 APR 2008 - 10:00

#### Superior Jury

BRASIER Yvette	UEG	President
UBIA CARNICER Montserrat	UEG	
FAIRBROTHER Lynda	UEG	
MARTINET Sylvie	UEG	Vault Supervisor
SHAI Orna	UEG	Uneven Bars Supervisor
MURTONEN Satu	UEG	Beam Supervisor
LISKAROVA Hana	UEG	Floor Supervisor



Function	Name	NOC Code
A1	HOFFMANN Marie-Paule	UEG
A2	HARDY Brendene	GBR
B1	GOETHBERG Agneta	SWE
B2	POSPISILOVA Blanka	CZE
B3	DIDILESCU Olga Fanica	ROU
B4	NORDLI Anne Torill	NOR
B5	IOANNOU Maria	CYP
B6	KOVAC Marjeta	SLO
Line 1	URACZ-KOCUR Joanna	POL



Function	Name	NOC Code
A1	PETURSDOTTIR Berglind	UEG
A2	GRATT Johanna	AUT
B1	VAN DOOREN Marleen	BEL
B2	CAYZELLE Dominique	FRA
B3	SEILE Nadejda	LAT
B4	PALIJAN Anamarija	CRO
B5	MOLEMA - DE JONG Aukje	NED
B6	MUALEM BAR-NER Efrat	ISR
Timer 1	KIRYASHOVA Vera	RUS
Timer 2	STEFANIDOU Elpida	GRE



Function	Name	NOC Code
A1	ZETTERMAN Marianne	UEG
A2	BASLA Carmen	ITA
B1	KALMAR Zsuzsanna	HUN
B2	KURSUNGOZ Suna	TUR
B3	O'CALLAGHAN Mairead	IRL
B4	FRAUENKNECHT Christine	SUI
B5	GUSTIENE Ruta	LTU
B6	PERECINSKA Kvetoslava	SVK
Timer	REUTER Martine	LUX



Function	Name	NOC Code
A1	TEREKHINA Raisa	UEG
A2	RODRIGUES Liliana	POR
B1	FUNK Inge	GER
B2	ARNADOTTIR Sandra	ISL
B3	KUDINOVA Svetlana	BLR
B4	HEINO Lisbet	FIN
B5	DOBREVA PARVANOV Tzvetana	BUL
B6	KOROLENKO Ludmila	UKR
Timer	SOLOMONIDOU Maria	GRE
Line 1	VASBINDER Jitske	NED
Line 2	HOFEN Karen	GBR

#### Legend:

**Ax** Panel 'A' judges

**Bx** Panel 'B' judges



Vault



Uneven Bars



Beam







Floor

Clermont-Ferrand (FRA) 3 - 6 April 2008

## RESULTS

### Women's Seniors - Qualifications For Competitions 3 And 4

THU 3 APR 2008 - 16:50

Rank	NOC					Total
1	ROU - Romania	<u>44.250</u> (2)	44.375 (3)	47.075 (1)	45.650 (1)	<b>181.350</b> Q
2	RUS - Russia	42.775 (7)	<u>45.600</u> (1)	44.475 (2)	43.575 (5)	<b>176.425</b> Q
3	ITA - Italy	<u>44.475</u> (1)	43.025 (6)	44.025 (5)	43.925 (3)	<b>175.450</b> Q
4	FRA - France	43.500 (3)	42.500 (7)	<u>44.300</u> (4)	44.300 (2)	<b>174.600</b> Q
5	GBR - Great Britain	43.175 (5)	44.125 (4)	43.575 (6)	<u>43.175</u> (6)	<b>174.050</b> Q
6	GER - Germany	43.475 (4)	<u>43.550</u> (5)	42.925 (7)	43.700 (4)	<b>173.650</b> Q
7	UKR - Ukraine	41.775 (8)	44.650 (2)	<u>44.450</u> (3)	42.500 (8)	<b>173.375</b> Q
8	NED - Netherlands	42.950 (6)	39.800 (9)	40.025 (10)	<u>42.650</u> (7)	<b>165.425</b> Q
9	GRE - Greece	<u>40.825</u> (11)	40.950 (8)	40.125 (9)	41.250 (10)	<b>163.150</b>
10	CZE - Czech Republic	41.450 (10)	39.500 (10)	<u>37.575</u> (16)	41.325 (9)	<b>159.850</b>
11	SUI - Switzerland	41.750 (9)	37.175 (13)	40.150 (8)	<u>40.600</u> (12)	<b>159.675</b>
12	POL - Poland	40.700 (13)	<u>39.375</u> (11)	39.600 (11)	38.575 (17)	<b>158.250</b>
13	HUN - Hungary	<u>40.725</u> (12)	37.000 (14)	38.600 (15)	39.600 (13)	<b>155.925</b>
14	AUT - Austria	40.125 (15)	38.550 (12)	<u>36.975</u> (18)	39.250 (14)	<b>154.900</b>
15	ISR - Israel	40.275 (14)	<u>35.800</u> (16)	39.250 (12)	37.575 (18)	<b>152.900</b>
16	SWE - Sweden	39.300 (17)	<u>35.925</u> (15)	38.625 (14)	38.975 (15)	<b>152.825</b>
17	BEL - Belgium	<u>39.875</u> (16)	32.300 (18)	39.200 (13)	41.000 (11)	<b>152.375</b>
18	BUL - Bulgaria	<u>37.200</u> (20)	34.425 (17)	37.025 (17)	36.175 (19)	<b>144.825</b>
19	NOR - Norway	37.550 (18)	31.775 (19)	<u>35.475</u> (19)	38.750 (16)	<b>143.550</b>
20	CYP - Cyprus	<u>37.250</u> (19)	30.875 (20)	31.000 (21)	35.575 (20)	<b>134.700</b>
21	IRL - Ireland	37.050 (21)	<u>27.175</u> (21)	34.550 (20)	33.975 (21)	<b>132.750</b>

**Note:**  
Underlined totals indicate starting apparatus.

**Legend:**  
Q Qualified for Team Final





 Vault  Uneven Bars  Beam  Floor

Clermont-Ferrand (FRA) 3 - 6 April 2008

## RESULTS

### Women's Seniors - Qualifications For Competitions 3 And 4

THU 3 APR 2008 - 16:50





Rank	Bib	NOC Name					Total	Ind. Ran				
1		ROU - Romania										
	531	NISTOR Steliana	14.675	15.400	15.800	14.825	60.700	(1)				
	532	IZBASA Sandra Raluca	14.925		15.875	15.700	46.500	(41)				
	533	PATRASCU Cerasela	14.650	14.475			29.125	(81)				
	535	TAMIRJAN A.		14.500	15.400	15.125	45.025	(47)				
		Total	44.250	(2)	44.375	(3)	47.075	(1)	45.650	(1)	181.350	Q
2		RUS - Russia										
	536	PAVLOVA Anna	14.825		14.750	14.875	44.450	(51)				
	537	SEMEANOVA Ksenia		15.875	15.025	14.475	45.375	(45)				
	538	MYASNIKOVA Karina	14.025	15.125			29.150	(80)				
	539	AFANASEVA Ksenia	13.925		14.700	14.225	42.850	(54)				
	540	KLYUKINA Svetlana		14.600			14.600	(100)				
		Total	42.775	(7)	45.600	(1)	44.475	(2)	43.575	(5)	176.425	Q
3		ITA - Italy										
	491	BENOLLI Francesca	14.800				14.800	(97)				
	492	BERGAMELLI Monica			14.425		14.425	(102)				
	493	FERRARI Vanessa	14.700	14.575	15.225	14.850	59.350	(2)				
	494	GIOVANNINI Carlotta	14.975	13.200		14.325	42.500	(56)				
	495	PAROLARI Lia		15.250	14.375	14.750	44.375	(53)				
		Total	44.475	(1)	43.025	(6)	44.025	(5)	43.925	(3)	175.450	Q
4		FRA - France										
	451	MOREL Pauline	14.850	14.600	15.475		44.925	(49)				
	452	PETIT Marine	14.600	14.300	14.300	14.875	58.075	(3)				
	453	DUGAIN Laetitia	14.050	13.600		14.100	41.750	(58)				
	454	SEVERINO Isabelle			14.525		14.525	(101)				
	455	VERICEL Cassy				15.325	15.325	(96)				
		Total	43.500	(3)	42.500	(7)	44.300	(4)	44.300	(2)	174.600	Q
5		GBR - Great Britain										
	456	DOWNIE Rebecca	14.750	15.425			30.175	(78)				
	457	CLOWES Hannah			14.225		14.225	(103)				
	458	TWEDDLE Elizabeth		15.925		15.475	31.400	(77)				
	459	JONES Laura	13.950	12.775	14.900	14.000	55.625	(9)				
	460	KING Marissa	14.475		14.450	13.700	42.625	(55)				
		Total	43.175	(5)	44.125	(4)	43.575	(6)	43.175	(6)	174.050	Q

Clermont-Ferrand (FRA) 3 - 6 April 2008

## RESULTS

### Women's Seniors - Qualifications For Competitions 3 And 4

THU 3 APR 2008 - 16:50





Rank	Bib	NOC Name					Total	Ind. Ran
<b>6</b>		<b>GER - Germany</b>						
	461	HINDERMAN M.	13.650	14.850			28.500	(82)
	462	CHUSOVITINA Oksana	15.425		14.975	15.000	45.400	(44)
	463	ABEL Katja	14.400	14.625	14.450	14.500	57.975	(4)
	464	MOEBIUS Joeline			13.500	14.200	27.700	(83)
	465	BRUNNER Jenny		14.075			14.075	(104)
		<b>Total</b>	43.475 (4)	<u>43.550</u> (5)	42.925 (7)	43.700 (4)	<b>173.650</b>	Q
<b>7</b>		<b>UKR - Ukraine</b>						
	566	KOZICH Alina	14.425		15.100	14.900	44.425	(52)
	567	ZGOBA Dariya		15.375			15.375	(95)
	568	PROSKURINA Maryna	14.150	13.700	15.300	13.475	56.625	(7)
	570	KOVAL Anastasia	13.200	15.575	14.050	14.125	56.950	(6)
		<b>Total</b>	41.775 (8)	44.650 (2)	<u>44.450</u> (3)	42.500 (8)	<b>173.375</b>	Q
<b>8</b>		<b>NED - Netherlands</b>						
	511	HARMES Suzanne	14.450	11.475		14.650	40.575	(62)
	512	WONG Lichelle	13.800	14.775	12.300		40.875	(61)
	513	TRITTEN Anne		13.550	13.075	13.500	40.125	(64)
	514	WEVERS Sanne			14.650		14.650	(98)
	515	VAN DE LEUR Verona	14.700			14.500	29.200	(79)
		<b>Total</b>	42.950 (6)	39.800 (9)	40.025 (10)	<u>42.650</u> (7)	<b>165.425</b>	Q
<b>9</b>		<b>GRE - Greece</b>						
	466	MILLOUSI Vasiliki		13.925	13.950	13.850	41.725	(59)
	467	GEORGAKOPOULOU V.	13.325	13.650	13.325		40.300	(63)
	468	TSAKALIDOU Viktoria	14.125		12.850	14.050	41.025	(60)
	469	MITRAKOU Paschalina	13.375			13.350	26.725	(85)
	470	XOULOGI Ioanna		13.375			13.375	(107)
		<b>Total</b>	<u>40.825</u> (11)	40.950 (8)	40.125 (9)	41.250 (10)	<b>163.150</b>	
<b>10</b>		<b>CZE - Czech Republic</b>						
	431	PALESOVA Kristina	14.000	14.800	12.475	13.975	55.250	(11)
	432	PECHANCOVA Nicole	13.600	10.450	12.200	13.875	50.125	(31)
	433	SIKULOVA Jana	13.850	14.250	12.900	13.475	54.475	(13)
		<b>Total</b>	41.450 (10)	39.500 (10)	<u>37.575</u> (16)	41.325 (9)	<b>159.850</b>	

Clermont-Ferrand (FRA) 3 - 6 April 2008

## RESULTS

### Women's Seniors - Qualifications For Competitions 3 And 4

THU 3 APR 2008 - 16:50





Rank	Bib	NOC Name					Total	Ind. Ran
<b>11</b>		<b>SUI - Switzerland</b>						
	546	ENGLERT Danielle	13.925	11.700			25.625	(88)
	547	KAESLIN Ariella	14.200	14.025	13.800	13.450	55.475	(10)
	548	STAEMPFLI Linda				13.525	13.525	(105)
	549	ALZINA Laura			13.050		13.050	(108)
	550	ZIMMERMANN Yasmin	13.625	11.450	13.300	13.625	52.000	(23)
		<b>Total</b>	41.750 (9)	37.175 (13)	40.150 (8)	<u>40.600</u> (12)	<b>159.675</b>	
<b>12</b>		<b>POL - Poland</b>						
	521	PIHAN Marta	13.675	14.100	14.825	13.825	56.425	(8)
	522	LITEWKA Joanna	13.800	13.075			26.875	(84)
	523	PLICHTA Paula	13.225	12.200	11.275		36.700	(71)
	524	JURKOWSKA Katarzyna			13.500	12.025	25.525	(89)
	525	SZCZAWINSKA Sara				12.725	12.725	(111)
		<b>Total</b>	40.700 (13)	<u>39.375</u> (11)	39.600 (11)	38.575 (17)	<b>158.250</b>	
<b>13</b>		<b>HUN - Hungary</b>						
	471	GOMBAS Laura		11.675	12.375	13.475	37.525	(67)
	472	KORCSMAROS Enikoe	14.450	12.150	12.225		38.825	(65)
	474	BOCZOGO Dorina	12.500	13.175	14.000	13.625	53.300	(17)
	475	CSILLAG Tunde	13.775			12.500	26.275	(86)
		<b>Total</b>	<u>40.725</u> (12)	37.000 (14)	38.600 (15)	39.600 (13)	<b>155.925</b>	
<b>14</b>		<b>AUT - Austria</b>						
	401	GASSER Barbara	13.650	13.025	12.200	13.275	52.150	(19)
	402	GROSCH Hanna	12.850	13.125			25.975	(87)
	403	GUFLER Andrea			12.025		12.025	(114)
	404	MADER J.				13.450	13.450	(106)
	405	NUSSBACHER Katrin	13.625	12.400	12.750	12.525	51.300	(25)
		<b>Total</b>	40.125 (15)	38.550 (12)	<u>36.975</u> (18)	39.250 (14)	<b>154.900</b>	
<b>15</b>		<b>ISR - Israel</b>						
	486	FINKEL Vered	12.975	11.950	13.025	13.075	51.025	(26)
	487	LIAK Tal	13.200	12.725	12.075	11.750	49.750	(34)
	488	MAKSYUTA Valeriya	14.100	11.125	14.150	12.750	52.125	(20)
		<b>Total</b>	40.275 (14)	<u>35.800</u> (16)	39.250 (12)	37.575 (18)	<b>152.900</b>	

Clermont-Ferrand (FRA) 3 - 6 April 2008

## RESULTS

### Women's Seniors - Qualifications For Competitions 3 And 4

THU 3 APR 2008 - 16:50





Rank	Bib	NOC Name					Total	Ind. Ran
<b>16</b>		<b>SWE - Sweden</b>						
	556	WAGNER Veronica	13.600	13.050	14.450	14.100	55.200	(12)
	557	WANSTROEM M.	13.225		11.225		24.450	(90)
	558	EDNER Maria			12.950		12.950	(109)
	559	LINDEVALL Emma		10.875		12.475	23.350	(92)
	560	OLSSON A.	12.475	12.000		12.400	36.875	(70)
		<b>Total</b>	39.300 (17)	<u>35.925</u> (15)	38.625 (14)	38.975 (15)	<b>152.825</b>	
<b>17</b>		<b>BEL - Belgium</b>						
	407	VAN MEERBEECK S.	13.375	10.225	13.800	14.025	51.425	(24)
	408	MYS Gaelle	13.725	11.225	13.250	14.250	52.450	(18)
	409	IBRAGIMOVA E.	12.775	10.850	12.150	12.725	48.500	(36)
		<b>Total</b>	<u>39.875</u> (16)	32.300 (18)	39.200 (13)	41.000 (11)	<b>152.375</b>	
<b>18</b>		<b>BUL - Bulgaria</b>						
	416	TANKOUICHEVA Nikolina	13.075	11.150	13.225		37.450	(69)
	417	PETROVA Maya	12.475		12.450	12.550	37.475	(68)
	418	TODOROVA Kalina		10.900	11.350	12.800	35.050	(72)
	419	IVANOVA Ruzha	11.650			10.825	22.475	(94)
	420	SHEYTANOVA Iliana		12.375			12.375	(113)
		<b>Total</b>	<u>37.200</u> (20)	34.425 (17)	37.025 (17)	36.175 (19)	<b>144.825</b>	
<b>19</b>		<b>NOR - Norway</b>						
	516	OSTAD Sandra	12.450	10.825	11.350	12.925	47.550	(38)
	517	HANSSON Julie	12.425	11.400	12.500	12.900	49.225	(35)
	518	SONDOV Karoline				12.925	12.925	(110)
	520	DOLEN Caroline	12.675	9.550	11.625		33.850	(73)
		<b>Total</b>	37.550 (18)	31.775 (19)	<u>35.475</u> (19)	38.750 (16)	<b>143.550</b>	
<b>20</b>		<b>CYP - Cyprus</b>						
	426	KRASIA Paraskevi	12.700				12.700	(112)
	427	STAVRINAKI-PANAYI A.	12.725	7.875	9.575	12.000	42.175	(57)
	428	DIMITRIOU N.	11.825	12.275	11.450	12.150	47.700	(37)
	429	GEORGIOU Marilena		10.725	9.975	11.425	32.125	(75)
		<b>Total</b>	<u>37.250</u> (19)	30.875 (20)	31.000 (21)	35.575 (20)	<b>134.700</b>	
<b>21</b>		<b>IRL - Ireland</b>						
	476	WEDEL Sarah			11.375	11.325	22.700	(93)
	477	O'DRISCOLL A.	12.400	7.650		11.600	31.650	(76)
	478	GORMAN E.	12.250	10.375	11.525	11.050	45.200	(46)
	479	JOHNSTON Z.	12.400	9.150	11.650		33.200	(74)
		<b>Total</b>	37.050 (21)	<u>27.175</u> (21)	34.550 (20)	33.975 (21)	<b>132.750</b>	

Clermont-Ferrand (FRA) 3 - 6 April 2008

## RESULTS


### Women's Seniors - Qualifications For Competitions 3 And 4

THU 3 APR 2008 - 16:50

Rank	Bib	NOC Name					Total	Ind. Ran
------	-----	-------------	---	---	--	---	-------	-------------

**Note:**  
Underlined totals indicate starting apparatus.  
*Italics* indicate the low (non-counting) score.

**Legend:**  
**Ind.** Individual      **Q** Qualified for Team Final

 Vault       Uneven Bars       Beam       Floor



Clermont-Ferrand (FRA) 3 - 6 April 2008

## RESULTS

### Women's Seniors - Qualifications For Competitions 3 And 4

THU 3 APR 2008 - 16:50



Rank	Bib	Name	NOC Code					Total
1	531	NISTOR Steliana	ROU	<u>14.675</u>	15.400	15.800	14.825	<b>60.700</b>
2	493	FERRARI Vanessa	ITA	<u>14.700</u>	14.575	15.225	14.850	<b>59.350</b>
3	452	PETIT Marine	FRA	14.600	14.300	<u>14.300</u>	14.875	<b>58.075</b>
4	463	ABEL Katja	GER	14.400	<u>14.625</u>	14.450	14.500	<b>57.975</b>
5	441	DE SIMONE Lenika	ESP	13.775	<u>14.450</u>	15.200	14.325	<b>57.750</b>
6	570	KOVAL Anastasia	UKR	13.200	15.575	<u>14.050</u>	14.125	<b>56.950</b>
7	568	PROSKURINA Maryna	UKR	14.150	13.700	<u>15.300</u>	13.475	<b>56.625</b>
8	521	PIHAN Marta	POL	13.675	<u>14.100</u>	14.825	13.825	<b>56.425</b>
9	459	JONES Laura	GBR	13.950	12.775	14.900	<u>14.000</u>	<b>55.625</b>
10	547	KAESLIN Ariella	SUI	14.200	14.025	13.800	<u>13.450</u>	<b>55.475</b>
11	431	PALESOVA Kristina	CZE	14.000	14.800	<u>12.475</u>	13.975	<b>55.250</b>
12	556	WAGNER Veronica	SWE	13.600	<u>13.050</u>	14.450	14.100	<b>55.200</b>
13	433	SIKULOVA Jana	CZE	13.850	14.250	<u>12.900</u>	13.475	<b>54.475</b>
14	411	MARACHKOUSKAYA N.	BLR	14.475	12.775	13.150	<u>13.950</u>	<b>54.350</b>
15	442	RUIZ WALKER Naomi	ESP	14.225	<u>11.225</u>	14.300	14.500	<b>54.250</b>
16	421	ERCEG Tina	CRO	13.775	12.200	13.750	<u>13.950</u>	<b>53.675</b>
17	474	BOCZOGO Dorina	HUN	<u>12.500</u>	13.175	14.000	13.625	<b>53.300</b>
18	408	MYS Gaelle	BEL	<u>13.725</u>	11.225	13.250	14.250	<b>52.450</b>
19	401	GASSER Barbara	AUT	13.650	13.025	<u>12.200</u>	13.275	<b>52.150</b>
20	488	MAKSYUTA Valeriya	ISR	14.100	<u>11.125</u>	14.150	12.750	<b>52.125</b>
20	501	ZANEVSKAJA Jelena	LTU	<u>13.375</u>	12.500	13.250	13.000	<b>52.125</b>
20	561	UCTAS Goksu	TUR	14.250	12.275	12.525	<u>13.075</u>	<b>52.125</b>
23	550	ZIMMERMANN Yasmin	SUI	13.625	11.450	13.300	<u>13.625</u>	<b>52.000</b>
24	407	VAN MEERBEECK S.	BEL	<u>13.375</u>	10.225	13.800	14.025	<b>51.425</b>
25	405	NUSSBACHER Katrin	AUT	13.625	12.400	<u>12.750</u>	12.525	<b>51.300</b>
26	486	FINKEL Vered	ISR	12.975	<u>11.950</u>	13.025	13.075	<b>51.025</b>
27	447	HELMINEN Fanni	FIN	13.200	13.075	12.125	<u>12.425</u>	<b>50.825</b>
28	496	ZENKOVA Irina	LAT	13.450	<u>11.225</u>	13.300	12.550	<b>50.525</b>
29	542	GOLOB Sasa	SLO	13.250	12.100	<u>12.200</u>	12.825	<b>50.375</b>
30	446	URVIKKO Annika	FIN	13.175	12.250	12.275	<u>12.650</u>	<b>50.350</b>
31	432	PECHANCOVA Nicole	CZE	13.600	10.450	<u>12.200</u>	13.875	<b>50.125</b>
32	502	KOVALIOVA Jekaterina	LTU	<u>12.850</u>	12.250	12.700	12.250	<b>50.050</b>
33	527	LIMA Zoi	POR	12.825	11.925	<u>12.175</u>	12.925	<b>49.850</b>
34	487	LIAK Tal	ISR	13.200	<u>12.725</u>	12.075	11.750	<b>49.750</b>
35	517	HANSSON Julie	NOR	12.425	11.400	<u>12.500</u>	12.900	<b>49.225</b>
36	409	IBRAGIMOVA E.	BEL	<u>12.775</u>	10.850	12.150	12.725	<b>48.500</b>
37	428	DIMITRIOU N.	CYP	<u>11.825</u>	12.275	11.450	12.150	<b>47.700</b>
38	506	SCHOLTES F.	LUX	12.075	<u>11.025</u>	12.325	12.125	<b>47.550</b>
38	516	OSTAD Sandra	NOR	12.450	10.825	<u>11.350</u>	12.925	<b>47.550</b>
40	436	HULGAARD Mette	DEN	<u>12.975</u>	11.350	10.650	11.575	<b>46.550</b>
41	532	IZBASA Sandra Raluca	ROU	<u>14.925</u>		15.875	15.700	<b>46.500</b>
42	481	STEINDORSDDOTTIR H.	ISL	12.525	10.550	<u>11.375</u>	11.525	<b>45.975</b>
43	497	PALAGUTA Irina	LAT	12.675	<u>11.325</u>	9.550	12.225	<b>45.775</b>
44	462	CHUSOVITINA Oksana	GER	15.425		14.975	15.000	<b>45.400</b>
45	537	SEMEANOVA Ksenia	RUS		<u>15.875</u>	15.025	14.475	<b>45.375</b>
46	478	GORMAN E.	IRL	12.250	<u>10.375</u>	11.525	11.050	<b>45.200</b>
47	535	TAMIRJAN A.	ROU		14.500	15.400	15.125	<b>45.025</b>
48	562	ASLAN Sema	TUR	12.250	9.850	11.250	<u>11.600</u>	<b>44.950</b>
49	451	MOREL Pauline	FRA	14.850	14.600	<u>15.475</u>		<b>44.925</b>

Clermont-Ferrand (FRA) 3 - 6 April 2008

## RESULTS

### Women's Seniors - Qualifications For Competitions 3 And 4

THU 3 APR 2008 - 16:50





Rank	Bib	Name	NOC Code					Total
50	482	TRYGGVADOTTIR Sigrun	ISL	11.750	10.800	<u>10.225</u>	11.750	<b>44.525</b>
51	536	PAVLOVA Anna	RUS	14.825		14.750	14.875	<b>44.450</b>
52	566	KOZICH Alina	UKR	14.425		<u>15.100</u>	14.900	<b>44.425</b>
53	495	PAROLARI Lia	ITA		15.250	14.375	14.750	<b>44.375</b>
54	539	AFANASEVA Ksenia	RUS	13.925		14.700	14.225	<b>42.850</b>
55	460	KING Marissa	GBR	14.475		14.450	<u>13.700</u>	<b>42.625</b>
56	494	GIOVANNINI Carlotta	ITA	<u>14.975</u>	13.200		14.325	<b>42.500</b>
57	427	STAVRINAKI-PANAYI A.	CYP	<u>12.725</u>	7.875	9.575	12.000	<b>42.175</b>
58	453	DUGAIN Laetitia	FRA	14.050	13.600		14.100	<b>41.750</b>
59	466	MILLOUSI Vasiliki	GRE		<u>13.925</u>	13.950	13.850	<b>41.725</b>
60	468	TSAKALIDOU Viktoria	GRE	<u>14.125</u>		12.850	14.050	<b>41.025</b>
61	512	WONG Lichelle	NED	13.800	14.775	12.300		<b>40.875</b>
62	511	HARMES Suzanne	NED	14.450	11.475		<u>14.650</u>	<b>40.575</b>
63	467	GEORGAKOPOULOU V.	GRE	<u>13.325</u>	13.650	13.325		<b>40.300</b>
64	513	TRITTEN Anne	NED		13.550	13.075	<u>13.500</u>	<b>40.125</b>
65	472	KORCSMAROS Enikoe	HUN	<u>14.450</u>	12.150	12.225		<b>38.825</b>
66	526	OLIVEIRA R.	POR	12.800		<u>13.000</u>	12.425	<b>38.225</b>
67	471	GOMBAS Laura	HUN		11.675	12.375	13.475	<b>37.525</b>
68	417	PETROVA Maya	BUL	<u>12.475</u>		12.450	12.550	<b>37.475</b>
69	416	TANKOUCHEVA Nikolina	BUL	<u>13.075</u>	11.150	13.225		<b>37.450</b>
70	560	OLSSON A.	SWE	12.475	<u>12.000</u>		12.400	<b>36.875</b>
71	523	PLICHTA Paula	POL	13.225	<u>12.200</u>	11.275		<b>36.700</b>
72	418	TODOROVA Kalina	BUL		<u>10.900</u>	11.350	12.800	<b>35.050</b>
73	520	DOLEN Caroline	NOR	12.675	9.550	<u>11.625</u>		<b>33.850</b>
74	479	JOHNSTON Z.	IRL	12.400	<u>9.150</u>	11.650		<b>33.200</b>
75	429	GEORGIOU Marilena	CYP		<u>10.725</u>	9.975	11.425	<b>32.125</b>
76	477	O'DRISCOLL A.	IRL	12.400	<u>7.650</u>		11.600	<b>31.650</b>
77	458	TWEDDLE Elizabeth	GBR		15.925		<u>15.475</u>	<b>31.400</b>
78	456	DOWNIE Rebecca	GBR	14.750	15.425			<b>30.175</b>
79	515	VAN DE LEUR Verona	NED	14.700			<u>14.500</u>	<b>29.200</b>
80	538	MYASNIKOVA Karina	RUS	14.025	<u>15.125</u>			<b>29.150</b>
81	533	PATRASCU Cerasela	ROU	<u>14.650</u>	14.475			<b>29.125</b>
82	461	HINDERMAN M.	GER	13.650	<u>14.850</u>			<b>28.500</b>
83	464	MOEBIUS Joline	GER			13.500	14.200	<b>27.700</b>
84	522	LITEWKA Joanna	POL	13.800	<u>13.075</u>			<b>26.875</b>
85	469	MITRAKOU Paschalina	GRE	<u>13.375</u>			13.350	<b>26.725</b>
86	475	CSILLAG Tunde	HUN	<u>13.775</u>			12.500	<b>26.275</b>
87	402	GROSCH Hanna	AUT	<u>12.850</u>	13.125			<b>25.975</b>
88	546	ENGLERT Danielle	SUI	13.925	11.700			<b>25.625</b>
89	524	JURKOWSKA Katarzyna	POL			<u>13.500</u>	12.025	<b>25.525</b>
90	557	WANSTROEM M.	SWE	13.225		<u>11.225</u>		<b>24.450</b>
91	551	PAULICKOVA Natalia	SVK	12.150		<u>11.250</u>		<b>23.400</b>
92	559	LINDEVALL Emma	SWE		<u>10.875</u>		12.475	<b>23.350</b>
93	476	WEDEL Sarah	IRL			<u>11.375</u>	11.325	<b>22.700</b>
94	419	IVANOVA Ruzha	BUL	<u>11.650</u>			10.825	<b>22.475</b>
95	567	ZGOBA Dariya	UKR		15.375			<b>15.375</b>
96	455	VERICEL Cassy	FRA				15.325	<b>15.325</b>
97	491	BENOLLI Francesca	ITA	<u>14.800</u>				<b>14.800</b>
98	514	WEVERS Sanne	NED			14.650		<b>14.650</b>

Clermont-Ferrand (FRA) 3 - 6 April 2008

## RESULTS


### Women's Seniors - Qualifications For Competitions 3 And 4

THU 3 APR 2008 - 16:50

Rank	Bib	Name	NOC Code					Total
99	541	SAJN Adela	SLO			<u>14.625</u>		14.625
100	540	KLYUKINA Svetlana	RUS		<u>14.600</u>			14.600
101	454	SEVERINO Isabelle	FRA			<u>14.525</u>		14.525
102	492	BERGAMELLI Monica	ITA			14.425		14.425
103	457	CLOWES Hannah	GBR			14.225		14.225
104	465	BRUNNER Jenny	GER		<u>14.075</u>			14.075
105	548	STAEMPFLI Linda	SUI				<u>13.525</u>	13.525
106	404	MADER J.	AUT				<u>13.450</u>	13.450
107	470	XOULOGI Ioanna	GRE		<u>13.375</u>			13.375
108	549	ALZINA Laura	SUI			13.050		13.050
109	558	EDNER Maria	SWE			<u>12.950</u>		12.950
110	518	SONDOV Karoline	NOR				12.925	12.925
111	525	SZCZAWINSKA Sara	POL				<u>12.725</u>	12.725
112	426	KRASIA Paraskevi	CYP	<u>12.700</u>				12.700
113	420	SHEYTANOVA Iliana	BUL		<u>12.375</u>			12.375
114	403	GUFLER Andrea	AUT			<u>12.025</u>		12.025

**Note:**  
Underlined totals indicate starting apparatus.

**Legend:**  
Q Qualified for All-Around Final      R Reserve for All-Around Final

 Vault       Uneven Bars       Beam       Floor

*Clermont-Ferrand (FRA) 3 - 6 April 2008*

## RESULTS

### Women's Seniors - Qualifications For Competitions 3 And 4

THU 3 APR 2008 - 16:50

**T**

Rank	Bib	Name	NOC Code	A Score	B Score	Pen	Total
1	462	CHUSOVITINA Oksana	GER	6.300	9.125		15.425
2	494	GIOVANNINI Carlotta	ITA	5.800	9.175		14.975
3	532	IZBASA Sandra Raluca	ROU	5.800	9.125		14.925
4	451	MOREL Pauline	FRA	5.800	9.050		14.850
5	536	PAVLOVA Anna	RUS	5.800	9.025		14.825
6	491	BENOLLI Francesca	ITA	5.800	9.000		14.800
7	456	DOWNIE Rebecca	GBR	5.800	8.950		14.750
8	493	FERRARI Vanessa	ITA	5.800	8.900		14.700
9	515	VAN DE LEUR Verona	NED	5.800	8.900		14.700
10	531	NISTOR Steliana	ROU	5.800	8.875		14.675
11	533	PATRASCU Cerasela	ROU	5.800	8.850		14.650
12	452	PETIT Marine	FRA	5.500	9.100		14.600
13	411	MARACHKOUSKAYA N.	BLR	5.500	8.975		14.475
14	460	KING Marissa	GBR	5.700	8.775		14.475
15	472	KORCSMAROS Enikoe	HUN	5.500	8.950		14.450
16	511	HARMES Suzanne	NED	5.500	8.950		14.450
17	566	KOZICH Alina	UKR	5.500	8.925		14.425
18	463	ABEL Katja	GER	5.500	8.900		14.400
19	561	UCTAS Goksu	TUR	5.500	8.750		14.250
20	442	RUIZ WALKER Naomi	ESP	5.800	8.725	0.3	14.225
21	547	KAESLIN Ariella	SUI	5.300	8.900		14.200
22	568	PROSKURINA Maryna	UKR	5.500	8.650		14.150
23	468	TSAKALIDOU Viktoria	GRE	5.500	8.625		14.125
24	488	MAKSYUTA Valeriya	ISR	5.500	8.600		14.100
25	453	DUGAIN Laetitia	FRA	5.000	9.050		14.050
26	538	MYASNIKOVA Karina	RUS	5.500	8.525		14.025
27	431	PALESOVA Kristina	CZE	5.000	9.000		14.000
28	459	JONES Laura	GBR	5.000	8.950		13.950
29	546	ENGLERT Danielle	SUI	5.000	8.925		13.925
30	539	AFANASEVA Ksenia	RUS	5.800	8.125		13.925
31	433	SIKULOVA Jana	CZE	5.000	8.850		13.850
32	512	WONG Lichelle	NED	5.000	8.800		13.800
33	522	LITEWKA Joanna	POL	5.300	8.500		13.800
34	441	DE SIMONE Lenika	ESP	5.000	8.775		13.775
35	475	CSILLAG Tunde	HUN	5.200	8.575		13.775
36	421	ERCEG Tina	CRO	5.200	8.575		13.775
37	408	MYS Gaelle	BEL	5.000	8.725		13.725
38	521	PIHAN Marta	POL	5.000	8.675		13.675
39	401	GASSER Barbara	AUT	5.000	8.650		13.650
40	461	HINDERMANN M.	GER	5.500	8.150		13.650
41	550	ZIMMERMANN Yasmin	SUI	5.200	8.425		13.625
42	405	NUSSBACHER Katrin	AUT	5.000	8.625		13.625
43	556	WAGNER Veronica	SWE	4.600	9.000		13.600

Clermont-Ferrand (FRA) 3 - 6 April 2008

## RESULTS

### Women's Seniors - Qualifications For Competitions 3 And 4

THU 3 APR 2008 - 16:50

**T**

Rank	Bib	Name	NOC Code	A Score	B Score	Pen	Total
44	432	PECHANCOVA Nicole	CZE	5.000	8.600		13.600
45	496	ZENKOVA Irina	LAT	5.000	8.450		13.450
46	469	MITRAKOU Paschalina	GRE	4.600	8.775		13.375
47	501	ZANEVSKAJA Jelena	LTU	4.800	8.575		13.375
48	407	VAN MEERBEECK S.	BEL	4.600	8.775		13.375
49	467	GEORGAKOPOULOU V.	GRE	5.000	8.325		13.325
50	542	GOLOB Sasa	SLO	4.600	8.650		13.250
51	523	PLICHTA Paula	POL	4.600	8.625		13.225
52	557	WANSTROEM M.	SWE	4.600	8.625		13.225
53	570	KOVAL Anastasia	UKR	4.600	8.600		13.200
54	447	HELMINEN Fanni	FIN	4.600	8.600		13.200
55	487	LIAK Tal	ISR	5.000	8.200		13.200
56	446	URVIKKO Annika	FIN	5.000	8.175		13.175
57	416	TANKOUCHEVA Nikolina	BUL	4.800	8.275		13.075
58	486	FINKEL Vered	ISR	4.600	8.375		12.975
59	436	HULGAARD Mette	DEN	4.400	8.575		12.975
60	402	GROSCH Hanna	AUT	4.400	8.450		12.850
61	502	KOVALIOVA Jekaterina	LTU	4.600	8.250		12.850
62	527	LIMA Zoi	POR	5.200	7.625		12.825
63	526	OLIVEIRA R.	POR	4.400	8.400		12.800
64	409	IBRAGIMOVA E.	BEL	4.200	8.575		12.775
65	427	STAVRINAKI-PANAYI A.	CYP	4.400	8.325		12.725
66	426	KRASIA Paraskevi	CYP	4.400	8.300		12.700
67	497	PALAGUTA Irina	LAT	4.400	8.275		12.675
68	520	DOLEN Caroline	NOR	4.600	8.075		12.675
69	481	STEINDORSDDOTTIR H.	ISL	4.400	8.125		12.525
70	474	BOCZOGO Dorina	HUN	5.000	7.500		12.500
71	417	PETROVA Maya	BUL	4.000	8.475		12.475
72	560	OLSSON A.	SWE	4.600	7.875		12.475
73	516	OSTAD Sandra	NOR	4.200	8.250		12.450
74	517	HANSSON Julie	NOR	4.400	8.025		12.425
75	479	JOHNSTON Z.	IRL	4.200	8.200		12.400
76	477	O'DRISCOLL A.	IRL	4.400	8.000		12.400
77	478	GORMAN E.	IRL	4.400	7.850		12.250
78	562	ASLAN Sema	TUR	4.200	8.050		12.250
79	551	PAULICKOVA Natalia	SVK	5.000	7.650	0.5	12.150
80	506	SCHOLTES F.	LUX	4.400	7.675		12.075
81	428	DIMITRIOU N.	CYP	4.000	7.825		11.825
82	482	TRYGGVADOTTIR Sigrun	ISL	4.200	7.550		11.750
83	419	IVANOVA Ruzha	BUL	4.200	7.450		11.650

#### Legend:

**Q** Qualified for Vault final

**R** Reserve for Vault final

**T** Vault

Clermont-Ferrand (FRA) 3 - 6 April 2008

## RESULTS

### Women's Seniors - Qualifications For Competitions 3 And 4

THU 3 APR 2008 - 16:50



Rank	Bib	Name	NOC Code	A Score	B Score	Pen	Total
1	458	TWEDDLE Elizabeth	GBR	7.000	8.925		15.925 Q
2	537	SEMENOVA Ksenia	RUS	7.200	8.675		15.875 Q
3	570	KOVAL Anastasia	UKR	6.900	8.675		15.575 Q
4	456	DOWNIE Rebecca	GBR	6.700	8.725		15.425 Q
5	531	NISTOR Steliana	ROU	7.100	8.300		15.400 Q
6	567	ZGOBA Dariya	UKR	6.900	8.575	0.1	15.375 Q
7	495	PAROLARI Lia	ITA	6.700	8.550		15.250 Q
8	538	MYASNIKOVA Karina	RUS	6.500	8.625		15.125 Q
9	461	HINDERMAN M.	GER	7.300	7.550		14.850 R
10	431	PALESOVA Kristina	CZE	6.600	8.200		14.800 R
11	512	WONG Lichelle	NED	6.500	8.275		14.775 R
12	463	ABEL Katja	GER	6.500	8.125		14.625
13	540	KLYUKINA Svetlana	RUS	6.100	8.500		14.600
14	451	MOREL Pauline	FRA	6.300	8.300		14.600
15	493	FERRARI Vanessa	ITA	6.200	8.375		14.575
16	535	TAMIRJAN A.	ROU	6.000	8.500		14.500
17	533	PATRASCU Cerasela	ROU	6.500	7.975		14.475
18	441	DE SIMONE Lenika	ESP	6.100	8.350		14.450
19	452	PETIT Marine	FRA	5.800	8.500		14.300
20	433	SIKULOVA Jana	CZE	6.200	8.050		14.250
21	521	PIHAN Marta	POL	6.100	8.000		14.100
22	465	BRUNNER Jenny	GER	6.100	7.975		14.075
23	547	KAESLIN Ariella	SUI	5.900	8.125		14.025
24	466	MILLOUSI Vasiliki	GRE	5.800	8.125		13.925
25	568	PROSKURINA Maryna	UKR	6.100	7.600		13.700
26	467	GEORGAKOPOULOU V.	GRE	5.700	7.950		13.650
27	453	DUGAIN Laetitia	FRA	6.000	7.600		13.600
28	513	TRITTEN Anne	NED	5.400	8.150		13.550
29	470	XOULOGI Ioanna	GRE	5.600	7.775		13.375
30	494	GIOVANNINI Carlotta	ITA	5.300	8.000	0.1	13.200
31	474	BOCZOGO Dorina	HUN	5.900	7.275		13.175
32	402	GROSCH Hanna	AUT	5.500	7.625		13.125
33	447	HELMINEN Fanni	FIN	5.100	8.075	0.1	13.075
34	522	LITEWKA Joanna	POL	5.500	7.575		13.075
35	556	WAGNER Veronica	SWE	5.200	8.250	0.4	13.050
36	401	GASSER Barbara	AUT	5.200	8.125	0.3	13.025
37	411	MARACHKOUSKAYA N.	BLR	4.900	8.175	0.3	12.775
38	459	JONES Laura	GBR	5.700	7.075		12.775
39	487	LIAK Tal	ISR	5.700	7.025		12.725
40	501	ZANEVSKAJA Jelena	LTU	5.200	7.400	0.1	12.500
41	405	NUSSBACHER Katrin	AUT	5.100	7.600	0.3	12.400
42	420	SHEYTANOVA Iliana	BUL	5.100	7.675	0.4	12.375
43	561	UCTAS Goksu	TUR	4.600	7.975	0.3	12.275

Clermont-Ferrand (FRA) 3 - 6 April 2008

## RESULTS

### Women's Seniors - Qualifications For Competitions 3 And 4

THU 3 APR 2008 - 16:50



Rank	Bib	Name	NOC Code	A Score	B Score	Pen	Total
44	428	DIMITRIOU N.	CYP	4.900	7.375		12.275
45	502	KOVALIOVA Jekaterina	LTU	5.000	7.650	0.4	12.250
46	446	URVIKKO Annika	FIN	5.900	6.450	0.1	12.250
47	523	PLICHTA Paula	POL	5.200	7.000		12.200
48	421	ERCEG Tina	CRO	6.000	6.200		12.200
49	472	KORCSMAROS Enikoe	HUN	4.200	8.250	0.3	12.150
50	542	GOLOB Sasa	SLO	4.700	7.400		12.100
51	560	OLSSON A.	SWE	4.500	7.500		12.000
52	486	FINKEL Vered	ISR	5.900	6.050		11.950
53	527	LIMA Zoi	POR	4.700	7.525	0.3	11.925
54	546	ENGLERT Danielle	SUI	5.500	6.200		11.700
55	471	GOMBAS Laura	HUN	5.500	6.175		11.675
56	511	HARMES Suzanne	NED	4.700	7.075	0.3	11.475
57	550	ZIMMERMANN Yasmin	SUI	5.700	5.750		11.450
58	517	HANSSON Julie	NOR	5.200	6.500	0.3	11.400
59	436	HULGAARD Mette	DEN	3.900	7.750	0.3	11.350
60	497	PALAGUTA Irina	LAT	4.600	7.325	0.6	11.325
61	496	ZENKOVA Irina	LAT	4.500	7.325	0.6	11.225
62	442	RUIZ WALKER Naomi	ESP	5.500	6.025	0.3	11.225
63	408	MYS Gaelle	BEL	5.300	5.925		11.225
64	416	TANKOUCHEVA Nikolina	BUL	4.800	6.650	0.3	11.150
65	488	MAKSYUTA Valeriya	ISR	5.700	5.525	0.1	11.125
66	506	SCHOLTES F.	LUX	3.900	7.425	0.3	11.025
67	418	TODOROVA Kalina	BUL	4.200	7.100	0.4	10.900
68	559	LINDEVALL Emma	SWE	4.400	6.775	0.3	10.875
69	409	IBRAGIMOVA E.	BEL	4.700	6.150		10.850
70	516	OSTAD Sandra	NOR	4.900	6.325	0.4	10.825
71	482	TRYGGVADOTTIR Sigrun	ISL	3.600	7.800	0.6	10.800
72	429	GEORGIOU Marilena	CYP	4.500	6.925	0.7	10.725
73	481	STEINDORSDDOTTIR H.	ISL	3.500	7.350	0.3	10.550
74	432	PECHANCOVA Nicole	CZE	5.800	4.850	0.2	10.450
75	478	GORMAN E.	IRL	2.600	8.075	0.3	10.375
76	407	VAN MEERBEECK S.	BEL	3.800	6.825	0.4	10.225
77	562	ASLAN Sema	TUR	3.500	6.950	0.6	9.850
78	520	DOLEN Caroline	NOR	4.200	5.650	0.3	9.550
79	479	JOHNSTON Z.	IRL	2.600	7.150	0.6	9.150
80	427	STAVRINAKI-PANAYI A.	CYP	2.200	5.975	0.3	7.875
81	477	O'DRISCOLL A.	IRL	2.000	6.250	0.6	7.650

#### Legend:

Q Qualified for Uneven Bars final

R Reserve for Uneven Bars final



Uneven Bars



Clermont-Ferrand (FRA) 3 - 6 April 2008

## RESULTS

### Women's Seniors - Qualifications For Competitions 3 And 4

THU 3 APR 2008 - 16:50



Rank	Bib	Name	NOC Code	A Score	B Score	Pen	Total
1	532	IZBASA Sandra Raluca	ROU	6.700	9.175		15.875 Q
2	531	NISTOR Steliana	ROU	6.600	9.200		15.800 Q
3	451	MOREL Pauline	FRA	6.700	8.775		15.475 Q
4	535	TAMIRJAN A.	ROU	6.400	9.000		15.400
5	568	PROSKURINA Maryna	UKR	6.600	8.700		15.300 Q
6	493	FERRARI Vanessa	ITA	6.300	8.925		15.225 Q
7	441	DE SIMONE Lenika	ESP	6.600	8.600		15.200 Q
8	566	KOZICH Alina	UKR	6.400	8.700		15.100 Q
9	537	SEMENOVA Ksenia	RUS	6.300	8.725		15.025 Q
10	462	CHUSOVITINA Oksana	GER	6.200	8.775		14.975 R
11	459	JONES Laura	GBR	6.100	8.800		14.900 R
12	521	PIHAN Marta	POL	6.900	7.925		14.825 R
13	536	PAVLOVA Anna	RUS	6.100	8.650		14.750
14	539	AFANASEVA Ksenia	RUS	6.700	8.000		14.700
15	514	WEVERS Sanne	NED	5.900	8.750		14.650
16	541	SAJN Adela	SLO	6.000	8.625		14.625
17	454	SEVERINO Isabelle	FRA	6.100	8.425		14.525
18	463	ABEL Katja	GER	5.600	8.850		14.450
19	460	KING Marissa	GBR	6.100	8.450	0.1	14.450
20	556	WAGNER Veronica	SWE	6.100	8.350		14.450
21	492	BERGAMELLI Monica	ITA	5.700	8.725		14.425
22	495	PAROLARI Lia	ITA	6.100	8.275		14.375
23	442	RUIZ WALKER Naomi	ESP	5.900	8.400		14.300
24	452	PETIT Marine	FRA	6.200	8.100		14.300
25	457	CLOWES Hannah	GBR	6.100	8.125		14.225
26	488	MAKSYUTA Valeriya	ISR	6.100	8.150	0.1	14.150
27	570	KOVAL Anastasia	UKR	6.300	7.750		14.050
28	474	BOCZOGO Dorina	HUN	5.800	8.200		14.000
29	466	MILLOUSI Vasiliki	GRE	6.400	7.550		13.950
30	407	VAN MEERBEECK S.	BEL	5.400	8.400		13.800
31	547	KAESLIN Ariella	SUI	6.400	7.400		13.800
32	421	ERCEG Tina	CRO	6.100	7.650		13.750
33	524	JURKOWSKA Katarzyna	POL	5.600	7.900		13.500
34	464	MOEBIUS Joeline	GER	5.900	7.600		13.500
35	467	GEORGAKOPOULOU V.	GRE	5.800	7.525		13.325
36	496	ZENKOVA Irina	LAT	5.200	8.100		13.300
37	550	ZIMMERMANN Yasmin	SUI	5.800	7.500		13.300
38	501	ZANEVSKAJA Jelena	LTU	5.600	7.650		13.250
39	408	MYS Gaelle	BEL	6.100	7.150		13.250
40	416	TANKOUCHEVA Nikolina	BUL	5.000	8.225		13.225
41	411	MARACHKOUSKAYA N.	BLR	5.700	7.450		13.150
42	513	TRITTEN Anne	NED	5.600	7.575	0.1	13.075
43	549	ALZINA Laura	SUI	4.900	8.150		13.050



Clermont-Ferrand (FRA) 3 - 6 April 2008

## RESULTS

### Women's Seniors - Qualifications For Competitions 3 And 4

THU 3 APR 2008 - 16:50



Rank	Bib	Name	NOC Code	A Score	B Score	Pen	Total
44	486	FINKEL Vered	ISR	5.700	7.325		13.025
45	526	OLIVEIRA R.	POR	5.200	7.800		13.000
46	558	EDNER Maria	SWE	4.900	8.050		12.950
47	433	SIKULOVA Jana	CZE	5.500	7.400		12.900
48	468	TSAKALIDOU Viktoria	GRE	5.700	7.150		12.850
49	405	NUSSBACHER Katrin	AUT	5.200	7.550		12.750
50	502	KOVALIOVA Jekaterina	LTU	5.400	7.300		12.700
51	561	UCTAS Goksu	TUR	5.900	6.625		12.525
52	517	HANSSON Julie	NOR	4.400	8.200	0.1	12.500
53	431	PALESOVA Kristina	CZE	5.900	6.675	0.1	12.475
54	417	PETROVA Maya	BUL	4.500	7.950		12.450
55	471	GOMBAS Laura	HUN	5.300	7.175	0.1	12.375
56	506	SCHOLTES F.	LUX	5.000	7.325		12.325
57	512	WONG Lichelle	NED	5.300	7.000		12.300
58	446	URVIKKO Annika	FIN	5.700	6.575		12.275
59	472	KORCSMAROS Enikoe	HUN	4.800	7.425		12.225
60	542	GOLOB Sasa	SLO	5.000	7.500	0.3	12.200
61	401	GASSER Barbara	AUT	5.100	7.100		12.200
62	432	PECHANCOVA Nicole	CZE	6.000	6.500	0.3	12.200
63	527	LIMA Zoi	POR	5.500	6.675		12.175
64	409	IBRAGIMOVA E.	BEL	5.200	6.950		12.150
65	447	HELMINEN Fanni	FIN	4.500	7.625		12.125
66	487	LIAK Tal	ISR	5.200	6.875		12.075
67	403	GUFLER Andrea	AUT	5.800	6.225		12.025
68	479	JOHNSTON Z.	IRL	3.500	8.150		11.650
69	520	DOLEN Caroline	NOR	3.900	7.725		11.625
70	478	GORMAN E.	IRL	3.100	8.425		11.525
71	428	DIMITRIOU N.	CYP	4.300	7.150		11.450
72	481	STEINDORSDDOTTIR H.	ISL	3.600	7.775		11.375
73	476	WEDEL Sarah	IRL	5.000	6.375		11.375
74	516	OSTAD Sandra	NOR	4.300	7.050		11.350
75	418	TODOROVA Kalina	BUL	4.900	6.450		11.350
76	523	PLICHTA Paula	POL	4.900	6.475	0.1	11.275
77	562	ASLAN Sema	TUR	4.900	6.350		11.250
78	551	PAULICKOVA Natalia	SVK	5.500	6.050	0.3	11.250
79	557	WANSTROEM M.	SWE	4.200	7.025		11.225
80	436	HULGAARD Mette	DEN	4.100	6.550		10.650
81	482	TRYGGVADOTTIR Sigrun	ISL	4.500	5.725		10.225
82	429	GEORGIOU Marilena	CYP	4.600	5.475	0.1	9.975
83	427	STAVRINAKI-PANAYI A.	CYP	4.300	5.275		9.575
84	497	PALAGUTA Irina	LAT	4.400	5.150		9.550

Clermont-Ferrand (FRA) 3 - 6 April 2008

**RESULTS**

**Women's Seniors - Qualifications For Competitions 3 And 4**

THU 3 APR 2008 - 16:50



Rank	Bib	Name	NOC Code	A Score	B Score	Pen	Total
------	-----	------	-------------	------------	------------	-----	-------

**Legend:**

**Q** Qualified for Beam final

**R** Reserve for Beam final



Beam

*Clermont-Ferrand (FRA) 3 - 6 April 2008*

## RESULTS

### Women's Seniors - Qualifications For Competitions 3 And 4

THU 3 APR 2008 - 16:50



Rank	Bib	Name	NOC Code	A Score	B Score	Pen	Total
1	532	IZBASA Sandra Raluca	ROU	6.400	9.300		15.700 Q
2	458	TWEDDLE Elizabeth	GBR	6.400	9.075		15.475 Q
3	455	VERICEL Cassy	FRA	6.300	9.025		15.325 Q
4	535	TAMIRJAN A.	ROU	6.000	9.125		15.125 Q
5	462	CHUSOVITINA Oksana	GER	5.900	9.100		15.000 Q
6	566	KOZICH Alina	UKR	5.800	9.100		14.900 Q
7	536	PAVLOVA Anna	RUS	5.600	9.275		14.875 Q
8	452	PETIT Marine	FRA	6.100	8.775		14.875 Q
9	493	FERRARI Vanessa	ITA	5.700	9.150		14.850 R
10	531	NISTOR Steliana	ROU	6.100	8.725		14.825
11	495	PAROLARI Lia	ITA	5.700	9.050		14.750 R
12	511	HARMES Suzanne	NED	5.800	8.850		14.650 R
13	463	ABEL Katja	GER	5.600	8.900		14.500
14	515	VAN DE LEUR Verona	NED	5.800	8.800	0.1	14.500
15	442	RUIZ WALKER Naomi	ESP	5.900	8.600		14.500
16	537	SEMENOVA Ksenia	RUS	5.800	8.675		14.475
17	441	DE SIMONE Lenika	ESP	5.500	8.825		14.325
18	494	GIOVANNINI Carlotta	ITA	5.600	8.725		14.325
19	408	MYS Gaelle	BEL	5.600	8.650		14.250
20	539	AFANASEVA Ksenia	RUS	6.100	8.125		14.225
21	464	MOEBIUS Joeline	GER	5.900	8.500	0.2	14.200
22	570	KOVAL Anastasia	UKR	5.700	8.425		14.125
23	453	DUGAIN Laetitia	FRA	5.300	8.900	0.1	14.100
24	556	WAGNER Veronica	SWE	5.400	8.700		14.100
25	468	TSAKALIDOU Viktoria	GRE	5.400	8.650		14.050
26	407	VAN MEERBEECK S.	BEL	5.400	8.625		14.025
27	459	JONES Laura	GBR	5.500	8.600	0.1	14.000
28	431	PALESOVA Kristina	CZE	5.400	8.575		13.975
29	411	MARACHKOUSKAYA N.	BLR	5.800	8.450	0.3	13.950
30	421	ERCEG Tina	CRO	5.700	8.250		13.950
31	432	PECHANCOVA Nicole	CZE	5.700	8.375	0.2	13.875
32	466	MILLOUSI Vasiliki	GRE	5.300	8.550		13.850
33	521	PIHAN Marta	POL	5.400	8.425		13.825
34	460	KING Marissa	GBR	5.800	7.900		13.700
35	550	ZIMMERMANN Yasmin	SUI	5.600	8.325	0.3	13.625
36	474	BOCZOGO Dorina	HUN	5.400	8.225		13.625
37	548	STAEMPFLI Linda	SUI	5.500	8.025		13.525
38	513	TRITTEN Anne	NED	5.500	8.400	0.4	13.500
39	568	PROSKURINA Maryna	UKR	5.500	8.375	0.4	13.475
40	433	SIKULOVA Jana	CZE	5.200	8.275		13.475
41	471	GOMBAS Laura	HUN	5.300	8.175		13.475
42	547	KAESLIN Ariella	SUI	5.700	8.250	0.5	13.450
43	404	MADER J.	AUT	5.300	8.150		13.450

Clermont-Ferrand (FRA) 3 - 6 April 2008

## RESULTS

### Women's Seniors - Qualifications For Competitions 3 And 4

THU 3 APR 2008 - 16:50



Rank	Bib	Name	NOC Code	A Score	B Score	Pen	Total
44	469	MITRAKOU Paschalina	GRE	4.800	8.550		13.350
45	401	GASSER Barbara	AUT	4.700	8.575		13.275
46	561	UCTAS Goksu	TUR	5.700	8.075	0.7	13.075
47	486	FINKEL Vered	ISR	5.600	7.475		13.075
48	501	ZANEVSKAJA Jelena	LTU	4.700	8.300		13.000
49	518	SONDOV Karoline	NOR	4.800	8.225	0.1	12.925
50	516	OSTAD Sandra	NOR	4.900	8.025		12.925
51	527	LIMA Zoi	POR	5.500	7.725	0.3	12.925
52	517	HANSSON Julie	NOR	4.600	8.300		12.900
53	542	GOLOB Sasa	SLO	4.800	8.025		12.825
54	418	TODOROVA Kalina	BUL	4.500	8.300		12.800
55	488	MAKSYUTA Valeriya	ISR	5.500	7.250		12.750
56	409	IBRAGIMOVA E.	BEL	4.500	8.225		12.725
57	525	SZCZAWINSKA Sara	POL	4.900	7.925	0.1	12.725
58	446	URVIKKO Annika	FIN	5.100	7.650	0.1	12.650
59	496	ZENKOVA Irina	LAT	4.400	8.150		12.550
60	417	PETROVA Maya	BUL	4.800	7.850	0.1	12.550
61	405	NUSSBACHER Katrin	AUT	5.200	7.725	0.4	12.525
62	475	CSILLAG Tunde	HUN	5.200	7.300		12.500
63	559	LINDEVALL Emma	SWE	4.500	7.975		12.475
64	526	OLIVEIRA R.	POR	4.600	7.825		12.425
65	447	HELMINEN Fanni	FIN	5.000	7.525	0.1	12.425
66	560	OLSSON A.	SWE	4.500	8.000	0.1	12.400
67	502	KOVALIOVA Jekaterina	LTU	4.700	7.550		12.250
68	497	PALAGUTA Irina	LAT	4.400	7.825		12.225
69	428	DIMITRIOU N.	CYP	4.600	7.550		12.150
70	506	SCHOLTES F.	LUX	4.200	7.925		12.125
71	524	JURKOWSKA Katarzyna	POL	4.900	7.425	0.3	12.025
72	427	STAVRINAKI-PANAYI A.	CYP	4.200	7.800		12.000
73	482	TRYGGVADOTTIR Sigrun	ISL	4.500	8.050	0.8	11.750
74	487	LIAK Tal	ISR	5.200	7.050	0.5	11.750
75	477	O'DRISCOLL A.	IRL	4.000	7.600		11.600
76	562	ASLAN Sema	TUR	4.200	7.500	0.1	11.600
77	436	HULGAARD Mette	DEN	4.500	7.075		11.575
78	481	STEINDORSDDOTTIR H.	ISL	3.700	7.825		11.525
79	429	GEORGIOU Marilena	CYP	4.400	7.025		11.425
80	476	WEDEL Sarah	IRL	3.900	7.425		11.325
81	478	GORMAN E.	IRL	3.200	7.850		11.050
82	419	IVANOVA Ruzha	BUL	4.400	6.425		10.825

#### Legend:

Q Qualified for Floor final

R Reserve for Floor final



Floor

Clermont-Ferrand (FRA) 3 - 6 April 2008

## RESULTS

### Women's Seniors - Qualifications For Competitions 3 And 4

THU 3 APR 2008 - 16:50



Rank	Bib	Name	NOC Code	Vault	A Score	B Score	Pen.	Vault	Total
1	462	CHUSOVITINA Oksana	GER	1	6.30	9.125		15.425	<b>15.000</b> Q
				2	5.70	8.875		14.575	
2	494	GIOVANNINI Carlotta	ITA	1	5.80	9.175		14.975	<b>14.837</b> Q
				2	5.50	9.200		14.700	
3	536	PAVLOVA Anna	RUS	1	5.80	9.025		14.825	<b>14.712</b> Q
				2	5.60	9.000		14.600	
4	491	BENOLLI Francesca	ITA	1	5.80	9.000		14.800	<b>14.462</b> Q
				2	5.20	8.925		14.125	
5	547	KAESLIN Ariella	SUI	1	5.30	8.900		14.200	<b>14.325</b> Q
				2	5.50	8.950		14.450	
6	456	DOWNIE Rebecca	GBR	1	5.80	8.950		14.750	<b>14.275</b> Q
				2	4.80	9.000		13.800	
7	472	KORCSMAROS Enikoe	HUN	1	5.50	8.950		14.450	<b>14.087</b> Q
				2	4.60	9.125		13.725	
8	411	MARACHKOUSKAYA N.	BLR	1	5.50	8.975		14.475	<b>14.075</b> Q
				2	5.00	8.675		13.675	
9	515	VAN DE LEUR Verona	NED	1	5.80	8.900		14.700	<b>14.050</b> R
				2	4.80	8.600		13.400	
10	460	KING Marissa	GBR	1	5.70	8.775		14.475	<b>14.050</b> R
				2	5.00	8.625		13.625	
11	488	MAKSYUTA Valeriya	ISR	1	5.50	8.600		14.100	<b>13.762</b> R
				2	5.00	8.425		13.425	
12	474	BOCZOGO Dorina	HUN	1	5.00	7.500		12.500	<b>13.437</b>
				2	5.50	8.875		14.375	
13	561	UCTAS Goksu	TUR	1	5.50	8.750		14.250	<b>13.237</b>
				2	4.40	7.825		12.225	
14	501	ZANEVSKAJA Jelena	LTU	1	4.80	8.575		13.375	<b>13.237</b>
				2	4.60	8.500		13.100	
15	522	LITEWKA Joanna	POL	1	5.30	8.500		13.800	<b>13.175</b>
				2	5.00	7.550		12.550	
16	436	HULGAARD Mette	DEN	1	4.40	8.575		12.975	<b>12.925</b>
				2	4.60	8.275		12.875	
17	557	WANSTROEM M.	SWE	1	4.60	8.625		13.225	<b>12.687</b>
				2	4.40	7.750		12.150	
18	477	O'DRISCOLL A.	IRL	1	4.40	8.000		12.400	<b>12.437</b>
				2	4.20	8.275		12.475	

#### Legend:

Q Qualified for Vault final

R Reserve for Vault final







































Vault

Clermont-Ferrand (FRA) 3 - 6 April 2008

## INDIVIDUAL JUDGES SCORES Women's Seniors - Qualifications For Competitions 3 And 4































THU 3 APR 2008 - 16:50

Rank	Bib	Name	NOC Code		A Score	B1	B2	B3	B4	B5	B6	B Score	Pen.	Vault 1 Vault 2	Total	Rank by App.
1	531	NISTOR Steliana	ROU		5.80	9.00	9.00	9.10	8.50	8.80	8.70	8.875			14.675	(10)
					7.10	8.50	8.20	8.30	8.20	8.20	8.80	8.300			15.400	(5)
		<b>Total 60.700</b>			6.60	9.40	9.10	9.10	9.30	9.10	9.30	9.200			15.800	(2)
					6.10	8.70	8.70	8.80	8.70	9.20	8.30	8.725			14.825	(10)
2	493	FERRARI Vanessa	ITA		5.80	9.00	8.50	8.90	8.80	9.00	8.90	8.900			14.700	(8)
					6.20	8.50	8.30	8.70	8.30	8.30	8.40	8.375			14.575	(15)
		<b>Total 59.350</b>			6.30	9.10	8.90	8.80	9.00	9.00	8.80	8.925			15.225	(6)
					5.70	9.10	9.20	9.10	9.00	9.40	9.20	9.150			14.850	(9)
3	452	PETIT Marine	FRA		5.50	9.10	9.10	9.00	9.10	9.10	9.10	9.100			14.600	(12)
					5.80	8.50	8.40	8.60	8.30	8.50	8.60	8.500			14.300	(19)
		<b>Total 58.075</b>			6.20	8.30	8.40	8.10	8.00	8.00	7.70	8.100			14.300	(24)
					6.10	9.20	8.80	8.60	8.80	8.90	8.60	8.775			14.875	(8)
4	463	ABEL Katja	GER		5.50	8.80	9.00	8.80	9.00	9.00	8.70	8.900			14.400	(18)
					6.50	8.10	8.40	8.00	8.30	7.90	8.10	8.125			14.625	(12)
		<b>Total 57.975</b>			5.60	8.60	8.90	9.10	9.20	8.80	8.50	8.850			14.450	(18)
					5.60	9.30	8.50	8.80	9.00	9.10	8.70	8.900			14.500	(13)
5	441	DE SIMONE Lenika	ESP		5.00	8.40	8.90	9.00	8.70	8.80	8.70	8.775			13.775	(34)
					6.10	8.30	8.10	8.50	8.50	8.20	8.40	8.350			14.450	(18)
		<b>Total 57.750</b>			6.60	9.10	8.50	8.40	8.60	8.50	8.80	8.600			15.200	(7)
					5.50	8.80	9.10	8.80	8.80	8.90	8.70	8.825			14.325	(17)
6	570	KOVAL Anastasia	UKR		4.60	8.40	8.70	8.70	8.40	8.90	8.60	8.600			13.200	(53)
					6.90	8.80	8.90	8.60	8.80	8.40	8.50	8.675			15.575	(3)
		<b>Total 56.950</b>			6.30	7.80	8.20	7.70	7.80	7.70	7.60	7.750			14.050	(27)
					5.70	8.40	8.00	8.50	8.30	8.80	8.50	8.425			14.125	(22)
7	568	PROSKURINA Maryna	UKR		5.50	8.60	8.70	8.60	9.00	8.40	8.70	8.650			14.150	(22)
					6.10	8.00	7.60	7.50	7.40	7.40	7.90	7.600			13.700	(25)
		<b>Total 56.625</b>			6.60	8.70	8.40	9.00	8.90	8.60	8.60	8.700			15.300	(5)
					5.50	8.30	8.30	8.60	8.30	8.20	8.90	8.375	0.4		13.475	(39)
8	521	PIHAN Marta	POL		5.00	8.40	8.60	8.70	8.80	8.70	8.70	8.675			13.675	(38)
					6.10	8.00	7.90	8.10	8.60	7.70	8.00	8.000			14.100	(21)
		<b>Total 56.425</b>			6.90	8.10	8.30	7.70	8.30	7.60	7.50	7.925			14.825	(12)
					5.40	8.40	8.60	8.60	8.30	8.20	8.40	8.425			13.825	(33)
9	459	JONES Laura	GBR		5.00	8.70	9.20	9.00	8.90	9.00	8.90	8.950			13.950	(28)
					5.70	7.50	7.00	6.90	7.20	7.10	7.00	7.075			12.775	(38)
		<b>Total 55.625</b>			6.10	8.80	8.80	8.80	9.10	8.80	8.80	8.800			14.900	(11)
					5.50	8.80	8.70	8.50	8.50	8.60	8.60	8.600	0.1		14.000	(27)

Clermont-Ferrand (FRA) 3 - 6 April 2008

## INDIVIDUAL JUDGES SCORES Women's Seniors - Qualifications For Competitions 3 And 4








































THU 3 APR 2008 - 16:50

Rank	Bib	Name	NOC Code		A Score	B1	B2	B3	B4	B5	B6	B Score	Pen.	Vault 1 Vault 2	Total	Rank by App.
10	547	KAESLIN Ariella	SUI		5.30	8.80	9.00	9.10	8.60	9.00	8.80	8.900		14.200	14.200	(21)
					5.50	8.70	8.80	9.10	8.90	9.00	9.10	8.950		14.450		
					5.90	7.70	7.70	8.40	8.70	8.30	8.10	8.125			14.025	(23)
					6.40	7.40	7.90	7.30	7.70	7.10	7.20	7.400			13.800	(31)
		<b>Total 55.475</b>			5.70	8.40	7.90	8.20	8.50	8.10	8.30	8.250	0.5		13.450	(42)
11	431	PALESOVA Kristina	CZE		5.00	8.90	9.00	9.00	9.10	9.00	9.00	9.000			14.000	(27)
					6.60	8.00	8.20	8.10	8.70	7.90	8.50	8.200			14.800	(10)
					5.90	6.10	6.70	7.00	6.60	6.60	6.80	6.675	0.1		12.475	(53)
					5.40	8.60	8.80	8.50	8.50	8.60	8.60	8.575			13.975	(28)
		<b>Total 55.250</b>														
12	556	WAGNER Veronica	SWE		4.60	9.10	8.70	9.00	9.00	9.00	9.00	9.000			13.600	(43)
					5.20	8.40	8.10	8.30	8.40	8.20	8.10	8.250	0.4		13.050	(35)
					6.10	8.60	8.50	8.30	7.50	8.20	8.40	8.350			14.450	(20)
					5.40	8.80	9.00	8.50	8.80	8.60	8.60	8.700			14.100	(24)
		<b>Total 55.200</b>														
13	433	SIKULOVA Jana	CZE		5.00	8.70	8.90	8.90	9.00	8.90	8.40	8.850			13.850	(31)
					6.20	7.80	7.60	8.30	8.00	8.20	8.20	8.050			14.250	(20)
					5.50	8.00	7.30	7.10	7.40	7.30	7.60	7.400			12.900	(47)
					5.20	8.00	8.10	8.20	8.70	8.50	8.30	8.275			13.475	(40)
		<b>Total 54.475</b>														
14	411	MARACHKOUSKAYA N.	BLR		5.50	9.00	9.30	9.00	8.80	8.80	9.10	8.975		14.475	14.475	(13)
					5.00	8.70	8.60	8.80	8.90	8.50	8.60	8.675		13.675		
					4.90	8.00	9.00	8.40	8.20	7.90	8.10	8.175	0.3		12.775	(37)
					5.70	7.30	7.10	7.50	7.50	7.50	7.70	7.450			13.150	(41)
		<b>Total 54.350</b>			5.80	8.40	7.90	8.60	8.30	8.50	8.60	8.450	0.3		13.950	(29)
15	442	RUIZ WALKER Naomi	ESP		5.80	8.70	8.90	9.00	8.70	8.50	8.60	8.725	0.3		14.225	(20)
					5.50	6.00	6.70	5.10	5.50	5.90	6.80	6.025	0.3		11.225	(62)
					5.90	8.40	8.10	8.30	8.50	8.40	8.50	8.400			14.300	(23)
					5.90	8.60	8.90	8.40	8.50	8.60	8.70	8.600			14.500	(15)
		<b>Total 54.250</b>														
16	421	ERCEG Tina	CRO		5.20	8.60	8.10	8.80	8.50	8.60	8.60	8.575			13.775	(36)
					6.00	6.40	6.70	5.70	6.40	5.80	6.20	6.200			12.200	(48)
					6.10	7.80	7.50	7.50	8.00	7.60	7.70	7.650			13.750	(32)
					5.70	8.10	8.00	8.40	8.40	8.10	8.50	8.250			13.950	(30)
		<b>Total 53.675</b>														
17	474	BOCZOGO Dorina	HUN		5.00	7.40	7.30	8.00	7.30	7.70	7.60	7.500		12.500	12.500	(70)
					5.50	8.90	8.90	8.90	8.80	8.90	8.80	8.875		14.375		
					5.90	7.30	6.70	7.00	7.40	7.40	7.50	7.275			13.175	(31)
					5.80	8.00	8.20	8.30	8.60	8.10	8.20	8.200			14.000	(28)
		<b>Total 53.300</b>			5.40	8.10	8.30	8.30	8.20	8.40	7.90	8.225			13.625	(36)
18	408	MYS Gaelle	BEL		5.00	8.70	8.50	8.70	8.70	8.80	8.80	8.725			13.725	(37)
					5.30	6.00	5.60	6.50	6.10	6.00	5.60	5.925			11.225	(63)
					6.10	7.00	7.20	7.20	7.60	7.20	6.80	7.150			13.250	(39)
					5.60	8.70	8.30	8.60	8.80	8.70	8.60	8.650			14.250	(19)
		<b>Total 52.450</b>														

Clermont-Ferrand (FRA) 3 - 6 April 2008

## INDIVIDUAL JUDGES SCORES Women's Seniors - Qualifications For Competitions 3 And 4

THU 3 APR 2008 - 16:50





































Rank	Bib	Name	NOC Code		A Score	B1	B2	B3	B4	B5	B6	B Score	Pen.	Vault 1 Vault 2	Total	Rank by App.
19	401	GASSER Barbara	AUT		5.00	8.60	8.60	8.70	8.70	8.80	8.60	8.650			13.650	(39)
					5.20	8.40	8.20	8.20	8.00	8.10	7.90	8.125	0.3		13.025	(36)
		<b>Total 52.150</b>			5.10	7.10	7.10	7.10	7.30	7.00	7.10	7.100			12.200	(61)
					4.70	8.40	8.70	8.40	8.60	8.60	8.70	8.575			13.275	(45)
20	488	MAKSYUTA Valeriya	ISR		5.50	8.70	8.50	8.70	8.40	8.50	8.70	8.600		14.100	14.100	(24)
					5.00	8.60	8.20	8.50	8.40	8.40	8.40	8.425		13.425		
					5.70	6.20	5.80	5.40	5.40	5.40	5.50	5.525	0.1		11.125	(65)
		<b>Total 52.125</b>			6.10	7.90	8.40	8.20	8.10	7.60	8.50	8.150	0.1		14.150	(26)
					5.50	7.20	6.70	7.50	7.20	7.10	7.80	7.250			12.750	(55)
20	501	ZANEVSKAJA Jelena	LTU		4.80	8.50	8.60	8.60	8.60	8.90	8.50	8.575		13.375	13.375	(47)
					4.60	8.60	8.30	8.40	8.80	8.70	8.20	8.500		13.100		
					5.20	7.00	7.20	7.50	7.70	7.70	7.20	7.400	0.1		12.500	(40)
		<b>Total 52.125</b>			5.60	7.60	7.70	8.10	7.60	7.40	7.70	7.650			13.250	(38)
					4.70	8.30	8.20	8.40	8.30	7.90	8.40	8.300			13.000	(48)
20	561	UCTAS Goksu	TUR		5.50	8.80	8.80	8.90	8.70	8.70	8.60	8.750		14.250	14.250	(19)
					4.40	7.70	8.10	8.10	7.80	7.70	7.70	7.825		12.225		
					4.60	8.00	8.00	8.10	8.00	7.90	7.60	7.975	0.3		12.275	(43)
		<b>Total 52.125</b>			5.90	6.60	6.30	6.50	6.70	6.70	6.70	6.625			12.525	(51)
					5.70	7.90	8.00	8.10	8.10	8.20	8.10	8.075	0.7		13.075	(46)
23	550	ZIMMERMANN Yasmin	SUI		5.20	8.30	8.40	8.80	8.40	8.40	8.50	8.425			13.625	(41)
					5.70	5.60	5.70	4.90	6.40	6.40	5.30	5.750			11.450	(57)
		<b>Total 52.000</b>			5.80	7.40	7.60	7.40	7.60	7.60	7.30	7.500			13.300	(37)
					5.60	8.10	8.50	8.10	8.60	8.50	8.20	8.325	0.3		13.625	(35)
24	407	VAN MEERBEECK S.	BEL		4.60	8.80	8.70	8.60	9.00	8.80	8.80	8.775			13.375	(48)
					3.80	7.10	7.40	6.70	6.90	6.50	6.60	6.825	0.4		10.225	(76)
		<b>Total 51.425</b>			5.40	8.50	8.30	8.70	8.50	8.30	8.30	8.400			13.800	(30)
					5.40	8.60	9.00	8.70	8.60	8.30	8.60	8.625			14.025	(26)
25	405	NUSSBACHER Katrin	AUT		5.00	8.60	8.70	8.60	8.70	8.60	8.30	8.625			13.625	(42)
					5.10	7.20	8.00	7.50	7.60	7.50	7.80	7.600	0.3		12.400	(41)
		<b>Total 51.300</b>			5.20	7.70	7.60	7.50	7.50	7.60	7.50	7.550			12.750	(49)
					5.20	8.30	7.50	7.90	7.80	7.70	7.30	7.725	0.4		12.525	(61)
26	486	FINKEL Vered	ISR		4.60	8.50	8.70	8.50	8.20	8.10	8.30	8.375			12.975	(58)
					5.90	6.10	7.30	5.90	6.30	5.40	5.90	6.050			11.950	(52)
		<b>Total 51.025</b>			5.70	6.90	7.30	7.40	7.30	7.30	7.40	7.325			13.025	(44)
					5.60	7.60	7.40	7.60	7.50	7.40	7.10	7.475			13.075	(47)
27	447	HELMINEN Fanni	FIN		4.60	8.50	8.80	8.60	8.40	8.60	8.70	8.600			13.200	(54)
					5.10	8.00	8.20	8.10	8.00	8.30	7.60	8.075	0.1		13.075	(33)
		<b>Total 50.825</b>			4.50	7.30	7.60	7.60	8.00	7.80	7.50	7.625			12.125	(65)
					5.00	7.50	7.40	7.70	7.90	7.50	7.40	7.525	0.1		12.425	(65)



Clermont-Ferrand (FRA) 3 - 6 April 2008

## INDIVIDUAL JUDGES SCORES Women's Seniors - Qualifications For Competitions 3 And 4





































THU 3 APR 2008 - 16:50

Rank	Bib	Name	NOC Code		A Score	B1	B2	B3	B4	B5	B6	B Score	Pen.	Vault 1 Vault 2	Total	Rank by App.
28	496	ZENKOVA Irina	LAT		5.00	8.50	8.40	8.60	8.30	8.60	8.30	8.450			13.450	(45)
					4.50	7.50	7.40	7.30	7.00	8.00	7.10	7.325	0.6		11.225	(61)
					5.20	8.00	8.10	8.20	8.10	7.80	8.40	8.100			13.300	(36)
					4.40	8.10	8.70	8.00	8.10	8.20	8.20	8.150			12.550	(59)
Total 50.525																
29	542	GOLOB Sasa	SLO		4.60	8.80	8.60	8.50	8.70	8.80	8.50	8.650			13.250	(50)
					4.70	7.00	7.40	7.30	7.60	7.50	7.40	7.400			12.100	(50)
					5.00	7.90	7.70	7.60	7.30	7.40	7.00	7.500	0.3		12.200	(60)
					4.80	7.90	7.90	8.10	8.20	7.90	8.30	8.025			12.825	(53)
Total 50.375																
30	446	URVIKKO Annika	FIN		5.00	8.20	7.90	8.50	8.10	8.20	8.20	8.175			13.175	(56)
					5.90	6.70	6.40	6.60	6.10	6.00	7.20	6.450	0.1		12.250	(46)
					5.70	6.80	6.70	6.20	6.30	6.60	6.70	6.575			12.275	(58)
					5.10	7.70	8.00	7.50	7.50	7.60	7.80	7.650	0.1		12.650	(58)
Total 50.350																
31	432	PECHANCOVA Nicole	CZE		5.00	8.50	8.60	8.80	8.60	8.60	8.60	8.600			13.600	(44)
					5.80	4.90	4.40	5.00	5.10	4.40	5.30	4.850	0.2		10.450	(74)
					6.00	7.10	6.10	6.40	6.40	6.50	6.70	6.500	0.3		12.200	(62)
					5.70	8.30	8.40	8.50	8.20	8.30	8.60	8.375	0.2		13.875	(31)
Total 50.125																
32	502	KOVALIOVA Jekaterina	LTU		4.60	8.10	8.60	8.30	8.30	8.00	8.30	8.250			12.850	(61)
					5.00	8.10	7.90	7.50	7.50	7.60	7.60	7.650	0.4		12.250	(45)
					5.40	7.50	7.20	7.20	7.50	7.10	7.30	7.300			12.700	(50)
					4.70	7.40	7.60	7.50	7.80	7.50	7.60	7.550			12.250	(67)
Total 50.050																
33	527	LIMA Zoi	POR		5.20	7.20	7.30	8.00	7.60	7.90	7.70	7.625			12.825	(62)
					4.70	7.40	7.50	7.60	7.60	7.70	7.00	7.525	0.3		11.925	(53)
					5.50	6.00	6.80	6.40	6.90	6.60	7.10	6.675			12.175	(63)
					5.50	8.00	7.70	7.90	7.50	7.60	7.70	7.725	0.3		12.925	(51)
Total 49.850																
34	487	LIAK Tal	ISR		5.00	8.30	8.20	8.50	8.20	8.10	8.10	8.200			13.200	(55)
					5.70	6.80	7.60	7.60	6.90	6.30	6.80	7.025			12.725	(39)
					5.20	6.70	7.00	7.00	6.60	6.80	7.40	6.875			12.075	(66)
					5.20	7.20	6.90	7.10	7.20	7.00	6.50	7.050	0.5		11.750	(74)
Total 49.750																
35	517	HANSSON Julie	NOR		4.40	8.00	8.10	8.20	8.00	8.00	7.90	8.025			12.425	(74)
					5.20	6.90	6.20	6.80	6.40	6.60	5.80	6.500	0.3		11.400	(58)
					4.40	8.00	8.20	8.20	8.40	8.10	8.30	8.200	0.1		12.500	(52)
					4.60	8.40	8.20	8.20	8.40	8.60	8.20	8.300			12.900	(52)
Total 49.225																
36	409	IBRAGIMOVA E.	BEL		4.20	8.50	8.60	8.70	8.70	8.50	8.50	8.575			12.775	(64)
					4.70	5.40	5.80	6.40	6.30	6.30	6.20	6.150			10.850	(69)
					5.20	6.80	7.00	6.70	7.20	6.80	7.20	6.950			12.150	(64)
					4.50	8.20	8.20	8.20	8.30	8.60	8.00	8.225			12.725	(56)
Total 48.500																

Clermont-Ferrand (FRA) 3 - 6 April 2008

## INDIVIDUAL JUDGES SCORES Women's Seniors - Qualifications For Competitions 3 And 4




































THU 3 APR 2008 - 16:50

Rank	Bib	Name	NOC Code		A Score	B1	B2	B3	B4	B5	B6	B Score	Pen.	Vault 1 Vault 2	Total	Rank by App.
37	428	DIMITRIOU N.	CYP		4.00	7.70	7.70	7.60	8.10	8.10	7.80	7.825			11.825	(81)
					4.90	7.40	7.40	7.60	7.50	7.20	7.10	7.375			12.275	(44)
					4.30	7.10	6.90	7.20	7.20	7.10	7.30	7.150			11.450	(71)
					4.60	7.30	7.20	7.40	7.80	7.80	7.70	7.550			12.150	(69)
		<b>Total 47.700</b>														
38	506	SCHOLTES F.	LUX		4.40	7.70	7.60	7.90	7.80	7.60	7.60	7.675			12.075	(80)
					3.90	7.10	7.50	7.70	7.40	7.70	6.90	7.425	0.3		11.025	(66)
					5.00	6.70	7.40	7.20	7.40	7.30	7.80	7.325			12.325	(56)
					4.20	8.10	8.10	7.70	8.00	7.90	7.60	7.925			12.125	(70)
		<b>Total 47.550</b>														
38	516	OSTAD Sandra	NOR		4.20	8.20	8.30	8.20	8.30	8.30	8.20	8.250			12.450	(73)
					4.90	6.50	6.80	6.00	6.40	6.40	5.90	6.325	0.4		10.825	(70)
					4.30	6.60	7.50	6.90	6.90	6.90	7.50	7.050			11.350	(74)
					4.90	8.20	8.10	7.90	8.00	8.10	7.90	8.025			12.925	(50)
		<b>Total 47.550</b>														
40	436	HULGAARD Mette	DEN		4.40	8.40	8.80	8.50	8.70	8.70	8.40	8.575		12.975	12.975	(59)
					4.60	8.10	8.40	8.40	8.40	8.00	8.20	8.275		12.875		
					3.90	7.50	8.60	7.80	7.80	7.90	7.20	7.750	0.3		11.350	(59)
					4.10	6.50	6.60	6.60	6.80	6.50	6.50	6.550			10.650	(80)
		<b>Total 46.550</b>														
41	532	IZBASA Sandra Raluca	ROU		5.80	9.00	9.10	9.10	9.20	9.10	9.20	9.125			14.925	(3)
																
					6.70	8.90	9.10	9.20	9.30	9.30	9.10	9.175			15.875	(1)
					6.40	9.20	9.30	9.10	9.30	9.40	9.40	9.300			15.700	(1)
		<b>Total 46.500</b>														
42	481	STEINDORSOTTIR H.	ISL		4.40	8.00	8.10	8.20	8.10	8.30	8.10	8.125			12.525	(69)
					3.50	7.30	7.80	7.20	7.20	7.40	7.50	7.350	0.3		10.550	(73)
					3.60	8.00	7.80	7.40	7.40	7.90	8.20	7.775			11.375	(72)
					3.70	7.70	8.20	7.90	8.00	7.70	7.40	7.825			11.525	(78)
		<b>Total 45.975</b>														
43	497	PALAGUTA Irina	LAT		4.40	8.30	8.20	8.30	8.20	8.70	8.30	8.275			12.675	(67)
					4.60	7.40	7.80	7.20	7.30	7.40	7.00	7.325	0.6		11.325	(60)
					4.40	5.00	5.50	5.10	5.00	4.90	5.60	5.150			9.550	(84)
					4.40	7.70	7.50	8.00	8.10	7.60	8.00	7.825			12.225	(68)
		<b>Total 45.775</b>														
44	462	CHUSOVITINA Oksana	GER		6.30	9.20	9.10	9.20	9.00	9.30	9.00	9.125		15.425	15.425	(1)
					5.70	8.80	8.50	8.90	8.90	8.90	8.90	8.875		14.575		
																
					6.20	8.90	9.10	8.80	8.90	8.40	8.50	8.775			14.975	(10)
		<b>Total 45.400</b>														
45	537	SEMENOVA Ksenia	RUS													
					7.20	8.50	8.80	8.60	8.80	8.70	8.60	8.675			15.875	(2)
					6.30	8.90	8.70	8.70	9.20	8.60	8.60	8.725			15.025	(9)
					5.80	8.70	8.20	8.80	8.60	8.60	9.00	8.675			14.475	(16)
		<b>Total 45.375</b>														

Clermont-Ferrand (FRA) 3 - 6 April 2008

## INDIVIDUAL JUDGES SCORES Women's Seniors - Qualifications For Competitions 3 And 4




































THU 3 APR 2008 - 16:50

Rank	Bib	Name	NOC Code		A Score	B1	B2	B3	B4	B5	B6	B Score	Pen.	Vault 1 Vault 2	Total	Rank by App.
46	478	GORMAN E.	IRL		4.40	7.60	8.20	7.80	8.00	8.00	7.60	7.850			12.250	(77)
					2.60	7.60	8.00	8.30	8.30	8.20	7.80	8.075	0.3		10.375	(75)
					3.10	8.70	8.20	8.30	8.50	8.50	8.40	8.425			11.525	(70)
					3.20	7.90	7.90	7.40	8.00	7.90	7.70	7.850			11.050	(81)
		<b>Total 45.200</b>														
47	535	TAMIRJAN A.	ROU													
					6.00	9.10	8.60	8.70	8.30	8.20	8.40	8.500			14.500	(16)
					6.40	9.10	9.00	8.90	9.10	8.90	9.00	9.000			15.400	(4)
					6.00	9.20	9.10	9.10	9.20	9.10	9.10	9.125			15.125	(4)
		<b>Total 45.025</b>														
48	562	ASLAN Sema	TUR		4.20	8.00	8.00	8.00	8.10	8.30	8.10	8.050			12.250	(78)
					3.50	7.00	7.90	7.10	6.10	6.70	7.00	6.950	0.6		9.850	(77)
					4.90	6.00	6.50	6.30	6.60	6.40	6.20	6.350			11.250	(77)
					4.20	7.80	7.10	7.40	7.70	7.50	7.40	7.500	0.1		11.600	(76)
		<b>Total 44.950</b>														
49	451	MOREL Pauline	FRA		5.80	9.10	9.10	9.20	9.00	9.00	9.00	9.050			14.850	(4)
					6.30	8.20	8.90	8.20	8.50	8.10	8.30	8.300			14.600	(14)
					6.70	8.90	9.10	8.90	8.60	8.70	8.50	8.775			15.475	(3)
		<b>Total 44.925</b>														
50	482	TRYGGVADOTTIR Sigrun	ISL		4.20	7.50	7.50	7.60	7.60	7.70	7.50	7.550			11.750	(82)
					3.60	7.80	7.80	7.80	7.80	7.90	7.50	7.800	0.6		10.800	(71)
					4.50	5.40	5.70	6.20	5.90	5.50	5.80	5.725			10.225	(81)
					4.50	8.00	8.00	8.00	8.10	8.10	8.10	8.050	0.8		11.750	(73)
		<b>Total 44.525</b>														
51	536	PAVLOVA Anna	RUS		5.80	9.10	8.90	9.10	9.00	9.20	8.90	9.025		14.825	14.825	(5)
					5.60	8.90	9.00	9.00	9.10	9.10	8.90	9.000		14.600		
					6.10	8.70	8.90	8.70	8.40	8.80	8.40	8.650			14.750	(13)
					5.60	9.30	9.30	9.20	9.30	9.20	9.40	9.275			14.875	(7)
		<b>Total 44.450</b>														
52	566	KOZICH Alina	UKR		5.50	8.70	9.00	8.90	8.90	8.90	9.00	8.925			14.425	(17)
																
					6.40	8.80	8.80	8.50	8.80	8.60	8.60	8.700			15.100	(8)
					5.80	9.00	9.10	9.20	9.10	9.00	9.20	9.100			14.900	(6)
		<b>Total 44.425</b>														
53	495	PAROLARI Lia	ITA													
					6.70	8.70	8.50	8.40	8.60	8.30	8.90	8.550			15.250	(7)
					6.10	8.30	8.30	8.50	8.10	8.20	8.30	8.275			14.375	(22)
					5.70	9.20	9.00	8.90	9.00	9.20	9.00	9.050			14.750	(11)
		<b>Total 44.375</b>														
54	539	AFANASEVA Ksenia	RUS		5.80	8.00	8.40	8.40	8.00	8.10	8.00	8.125			13.925	(30)
																
					6.70	8.20	8.00	8.10	7.80	7.90	8.00	8.000			14.700	(14)
					6.10	8.20	8.10	8.00	8.00	8.20	8.30	8.125			14.225	(20)
		<b>Total 42.850</b>														

Clermont-Ferrand (FRA) 3 - 6 April 2008

## INDIVIDUAL JUDGES SCORES Women's Seniors - Qualifications For Competitions 3 And 4





































THU 3 APR 2008 - 16:50

Rank	Bib	Name	NOC Code		A Score	B1	B2	B3	B4	B5	B6	B Score	Pen.	Vault 1 Vault 2	Total	Rank by App.
55	460	KING Marissa	GBR		5.70 5.00	8.80 8.70	9.00 8.60	8.80 9.00	8.70 8.60	8.80 8.60	8.70 8.60	8.775 8.625		14.475 13.625	14.475	(14)
		<b>Total 42.625</b>														
					6.10	8.40	8.60	8.40	8.20	8.50	8.50	8.450	0.1		14.450	(19)
					5.80	7.80	8.00	7.90	8.00	7.60	7.90	7.900			13.700	(34)
56	494	GIOVANNINI Carlotta	ITA		5.80 5.50	9.40 9.20	9.20 9.30	9.00 9.20	9.20 9.20	9.10 9.20	9.20 9.20	9.175 9.200		14.975 14.700	14.975	(2)
		<b>Total 42.500</b>			5.30	8.10	7.20	8.10	8.00	8.00	7.90	8.000	0.1		13.200	(30)
																
					5.60	8.80	9.10	8.70	8.70	8.50	8.70	8.725			14.325	(18)
57	427	STAVRINAKI-PANAYI A.	CYP		4.40	8.30	8.30	8.20	8.60	8.50	8.20	8.325			12.725	(65)
		<b>Total 42.175</b>			2.20	5.70	6.50	6.10	5.40	6.80	5.60	5.975	0.3		7.875	(80)
					4.30	5.10	5.50	5.20	5.30	5.10	6.40	5.275			9.575	(83)
					4.20	7.40	8.20	7.80	8.10	7.50	7.80	7.800			12.000	(72)
58	453	DUGAIN Laetitia	FRA		5.00	9.00	9.10	8.90	9.10	9.10	9.00	9.050			14.050	(25)
		<b>Total 41.750</b>			6.00	7.50	7.20	7.70	7.60	7.70	7.60	7.600			13.600	(27)
																
					5.30	8.90	9.00	8.90	8.80	9.10	8.70	8.900	0.1		14.100	(23)
59	466	MILLOUSI Vasiliki	GRE													
		<b>Total 41.725</b>			5.80	8.10	7.90	8.30	8.00	8.30	8.10	8.125			13.925	(24)
					6.40	7.30	7.60	7.70	7.70	7.40	7.50	7.550			13.950	(29)
					5.30	8.50	8.30	8.80	8.50	8.70	8.50	8.550			13.850	(32)
60	468	TSAKALIDOU Viktoria	GRE		5.50	8.70	8.70	8.70	8.50	8.60	8.50	8.625			14.125	(23)
		<b>Total 41.025</b>														
					5.70	7.30	7.10	7.10	7.10	6.90	7.40	7.150			12.850	(48)
					5.40	8.70	8.60	8.50	8.70	8.60	8.70	8.650			14.050	(25)
61	512	WONG Lichelle	NED		5.00	8.80	8.70	8.80	8.90	8.90	8.60	8.800			13.800	(32)
		<b>Total 40.875</b>			6.50	8.50	8.40	8.20	8.00	8.00	8.60	8.275			14.775	(11)
					5.30	6.00	6.60	7.20	7.10	7.20	7.10	7.000			12.300	(57)
																
62	511	HARMES Suzanne	NED		5.50	9.00	8.70	9.00	9.00	8.90	8.90	8.950			14.450	(16)
		<b>Total 40.575</b>			4.70	7.20	7.10	7.00	7.00	7.50	7.00	7.075	0.3		11.475	(56)
																
					5.80	8.80	9.00	8.70	9.10	8.40	8.90	8.850			14.650	(12)
63	467	GEORGAKOPOULOU V.	GRE		5.00	8.30	8.40	8.40	8.20	8.50	7.70	8.325			13.325	(49)
		<b>Total 40.300</b>			5.70	8.30	8.00	8.20	7.90	7.60	7.70	7.950			13.650	(26)
					5.80	8.00	7.20	7.40	7.50	8.00	7.20	7.525			13.325	(35)
																

Clermont-Ferrand (FRA) 3 - 6 April 2008

## INDIVIDUAL JUDGES SCORES Women's Seniors - Qualifications For Competitions 3 And 4

THU 3 APR 2008 - 16:50









































Rank	Bib	Name	NOC Code		A Score	B1	B2	B3	B4	B5	B6	B Score	Pen.	Vault 1 Vault 2	Total	Rank by App.
64	513	TRITTEN Anne	NED													
					5.40	7.70	8.00	8.30	8.20	8.30	8.10	8.150			13.550	(28)
					5.60	7.40	7.50	7.60	7.60	7.60	7.70	7.575	0.1		13.075	(42)
					5.50	8.30	8.40	8.50	8.90	8.40	8.30	8.400	0.4		13.500	(38)
		<b>Total 40.125</b>														
65	472	KORCSMAROS Enikoe	HUN		5.50	9.10	8.90	9.00	8.90	9.00	8.80	8.950		14.450	14.450	(15)
					4.60	9.00	9.10	9.20	9.20	9.20	9.00	9.125		13.725		
					4.20	8.30	8.50	8.30	8.30	8.10	8.10	8.250	0.3		12.150	(49)
					4.80	7.10	7.30	7.50	7.90	7.70	7.20	7.425			12.225	(59)
		<b>Total 38.825</b>														
66	526	OLIVEIRA R.	POR		4.40	8.40	8.60	8.30	8.60	8.20	8.30	8.400			12.800	(63)
																
					5.20	8.10	8.00	7.70	7.80	7.70	7.70	7.800			13.000	(45)
					4.60	7.60	8.20	7.80	7.90	7.80	7.80	7.825			12.425	(64)
		<b>Total 38.225</b>														
67	471	GOMBAS Laura	HUN													
					5.50	6.20	6.20	5.90	5.70	6.40	6.50	6.175			11.675	(55)
					5.30	7.20	7.30	7.00	7.10	7.40	7.10	7.175	0.1		12.375	(55)
					5.30	8.40	8.50	8.10	8.20	7.90	8.00	8.175			13.475	(41)
		<b>Total 37.525</b>														
68	417	PETROVA Maya	BUL		4.00	8.40	8.40	8.50	8.60	8.40	8.60	8.475			12.475	(71)
																
					4.50	8.00	7.60	8.00	8.20	8.00	7.80	7.950			12.450	(54)
					4.80	7.70	7.70	8.10	8.00	8.00	7.60	7.850	0.1		12.550	(60)
		<b>Total 37.475</b>														
69	416	TANKOUICHEVA Nikolina	BUL		4.80	8.10	8.20	8.60	8.30	8.30	8.30	8.275			13.075	(57)
					4.80	6.40	6.50	7.00	6.70	6.00	7.10	6.650	0.3		11.150	(64)
					5.00	8.00	8.00	8.20	8.40	8.40	8.30	8.225			13.225	(40)
																
		<b>Total 37.450</b>														
70	560	OLSSON A.	SWE		4.60	8.00	7.70	7.90	8.10	7.80	7.80	7.875			12.475	(72)
					4.50	7.00	7.40	7.60	7.60	7.60	7.40	7.500			12.000	(51)
																
					4.50	8.00	8.10	8.00	8.00	8.00	7.70	8.000	0.1		12.400	(66)
		<b>Total 36.875</b>														
71	523	PLICHTA Paula	POL		4.60	8.60	8.70	8.60	8.70	8.60	8.40	8.625			13.225	(51)
					5.20	6.70	7.00	7.30	7.10	7.20	6.50	7.000			12.200	(47)
					4.90	6.70	6.60	6.50	6.30	6.50	5.90	6.475	0.1		11.275	(76)
																
		<b>Total 36.700</b>														
72	418	TODOROVA Kalina	BUL													
					4.20	6.90	7.30	7.20	6.00	7.00	7.30	7.100	0.4		10.900	(67)
					4.90	6.40	6.60	6.50	6.40	6.30	6.50	6.450			11.350	(75)
					4.50	8.30	8.00	8.30	8.20	8.40	8.40	8.300			12.800	(54)
		<b>Total 35.050</b>														

Clermont-Ferrand (FRA) 3 - 6 April 2008

## INDIVIDUAL JUDGES SCORES

### Women's Seniors - Qualifications For Competitions 3 And 4

THU 3 APR 2008 - 16:50






































Rank	Bib	Name	NOC Code		A Score	B1	B2	B3	B4	B5	B6	B Score	Pen.	Vault 1 Vault 2	Total	Rank by App.
73	520	DOLEN Caroline	NOR		4.60	8.10	8.00	8.00	8.20	8.10	8.10	8.075			12.675	(68)
					4.20	5.00	5.90	6.30	6.00	5.00	5.70	5.650	0.3		9.550	(78)
					3.90	7.50	7.90	7.60	7.80	7.60	8.10	7.725			11.625	(69)
																
		<b>Total 33.850</b>														
74	479	JOHNSTON Z.	IRL		4.20	8.10	8.40	8.00	8.50	8.10	8.20	8.200			12.400	(75)
					2.60	7.40	7.20	6.60	7.00	7.40	7.00	7.150	0.6		9.150	(79)
					3.50	8.30	8.10	8.20	8.50	8.00	7.80	8.150			11.650	(68)
																
		<b>Total 33.200</b>														
75	429	GEORGIOU Marilena	CYP													
					4.50	7.10	6.30	7.20	6.80	7.40	6.60	6.925	0.7		10.725	(72)
					4.60	5.50	5.80	5.20	5.50	4.80	5.70	5.475	0.1		9.975	(82)
					4.40	7.10	6.40	7.10	6.90	7.20	7.00	7.025			11.425	(79)
																
		<b>Total 32.125</b>														
76	477	O'DRISCOLL A.	IRL		4.40	7.90	8.10	8.10	7.90	7.90	8.20	8.000		12.400	12.400	(76)
					4.20	8.30	8.30	8.20	8.30	8.40	8.10	8.275		12.475		
					2.00	6.40	6.80	6.30	6.00	6.30	6.00	6.250	0.6		7.650	(81)
																
					4.00	7.50	7.70	7.60	7.60	7.80	7.40	7.600			11.600	(75)
		<b>Total 31.650</b>														
77	458	TWEDDLE Elizabeth	GBR													
					7.00	9.00	9.00	8.90	8.90	8.80	8.90	8.925			15.925	(1)
																
					6.40	9.20	9.20	9.00	9.00	9.10	9.00	9.075			15.475	(2)
																
		<b>Total 31.400</b>														
78	456	DOWNIE Rebecca	GBR		5.80	8.90	9.10	8.90	9.20	8.90	8.90	8.950		14.750	14.750	(7)
					4.80	9.10	9.10	9.00	9.00	8.90	8.90	9.000		13.800		
					6.70	8.80	8.30	8.90	8.60	8.70	8.80	8.725			15.425	(4)
																
																
		<b>Total 30.175</b>														
79	515	VAN DE LEUR Verona	NED		5.80	8.80	9.10	9.10	8.80	8.90	8.70	8.900		14.700	14.700	(9)
					4.80	8.60	8.70	8.50	8.30	8.60	8.70	8.600		13.400		
																
					5.80	8.50	8.90	8.60	8.90	9.00	8.80	8.800	0.1		14.500	(14)
																
		<b>Total 29.200</b>														
80	538	MYASNIKOVA Karina	RUS		5.50	8.40	8.70	8.60	8.40	8.50	8.60	8.525			14.025	(26)
					6.50	8.20	8.70	8.50	8.90	8.60	8.70	8.625			15.125	(8)
																
																
		<b>Total 29.150</b>														
81	533	PATRASCU Cerasela	ROU		5.80	8.80	8.60	8.90	8.90	9.10	8.80	8.850			14.650	(11)
					6.50	8.00	8.00	7.80	8.10	8.60	7.80	7.975			14.475	(17)
																
																
		<b>Total 29.125</b>														

Clermont-Ferrand (FRA) 3 - 6 April 2008

## INDIVIDUAL JUDGES SCORES

### Women's Seniors - Qualifications For Competitions 3 And 4

THU 3 APR 2008 - 16:50




































Rank	Bib	Name	NOC Code		A Score	B1	B2	B3	B4	B5	B6	B Score	Pen.	Vault 1 Vault 2	Total	Rank by App.
82	461	HINDERMANN M.	GER		5.50	8.10	8.30	8.20	8.10	8.20	7.90	8.150			13.650	(40)
					7.30	7.40	8.00	7.70	7.40	7.30	7.70	7.550			14.850	(9)
		<b>Total 28.500</b>														
																
83	464	MOEBIUS Joeline	GER													
																
		<b>Total 27.700</b>			5.90	7.50	7.80	7.40	7.90	7.50	7.60	7.600			13.500	(34)
					5.90	8.90	8.60	8.50	8.30	8.60	8.20	8.500	0.2		14.200	(21)
84	522	LITEWKA Joanna	POL		5.30	8.50	8.50	8.60	8.50	8.50	8.50	8.500		13.800	13.800	(33)
					5.00	7.50	7.30	7.60	7.40	7.70	7.80	7.550		12.550		
					5.50	7.50	8.00	7.70	7.10	7.50	7.60	7.575			13.075	(34)
		<b>Total 26.875</b>														
																
85	469	MITRAKOU Paschalina	GRE		4.60	9.00	8.70	8.60	8.80	8.80	8.80	8.775			13.375	(46)
																
		<b>Total 26.725</b>														
					4.80	8.40	8.90	8.70	8.60	8.20	8.50	8.550			13.350	(44)
86	475	CSILLAG Tunde	HUN		5.20	8.60	8.50	8.70	8.30	8.70	8.50	8.575			13.775	(35)
																
		<b>Total 26.275</b>														
					5.20	7.40	7.30	7.50	7.10	7.40	7.00	7.300			12.500	(62)
87	402	GROSCH Hanna	AUT		4.40	8.20	8.60	8.60	8.40	8.50	8.30	8.450			12.850	(60)
					5.50	7.30	7.80	7.70	7.80	7.40	7.60	7.625			13.125	(32)
		<b>Total 25.975</b>														
																
88	546	ENGLERT Danielle	SUI		5.00	8.90	9.10	9.00	9.00	8.80	8.80	8.925			13.925	(29)
					5.50	5.80	6.20	6.20	6.10	6.30	6.50	6.200			11.700	(54)
		<b>Total 25.625</b>														
																
89	524	JURKOWSKA Katarzyna	POL													
																
		<b>Total 25.525</b>			5.60	8.00	7.70	8.10	8.20	7.80	7.70	7.900			13.500	(33)
					4.90	7.30	7.90	7.80	7.20	7.40	7.20	7.425	0.3		12.025	(71)
90	557	WANSTROEM M.	SWE		4.60	8.60	8.70	8.50	8.70	8.60	8.60	8.625		13.225	13.225	(52)
					4.40	7.80	8.10	7.70	7.60	7.90	7.60	7.750		12.150		
		<b>Total 24.450</b>			4.20	6.90	7.00	7.40	7.10	6.80	7.10	7.025			11.225	(79)
																

Clermont-Ferrand (FRA) 3 - 6 April 2008

## INDIVIDUAL JUDGES SCORES

### Women's Seniors - Qualifications For Competitions 3 And 4

THU 3 APR 2008 - 16:50

Rank	Bib	Name	NOC Code		A Score	B1	B2	B3	B4	B5	B6	B Score	Pen.	Vault 1 Vault 2	Total	Rank by App.
91	551	PAULICKOVA Natalia	SVK		5.00	7.60	7.70	7.80	7.50	7.80	7.50	7.650	0.5		12.150	(79)
		<b>Total 23.400</b>			5.50	6.00	6.40	6.20	5.80	6.00	6.00	6.050	0.3		11.250	(78)
																
																
92	559	LINDEVALL Emma	SWE		4.40	6.90	6.80	7.30	6.50	6.60	6.80	6.775	0.3		10.875	(68)
		<b>Total 23.350</b>			4.50	8.00	8.40	7.90	8.10	7.80	7.90	7.975			12.475	(63)
																
																
93	476	WEDEL Sarah	IRL													
		<b>Total 22.700</b>			5.00	6.30	6.60	6.40	5.90	6.20	7.00	6.375			11.375	(73)
					3.90	7.40	7.20	7.40	7.60	7.30	7.60	7.425			11.325	(80)
																
94	419	IVANOVA Ruzha	BUL		4.20	7.40	7.40	7.60	7.40	7.70	7.40	7.450			11.650	(83)
		<b>Total 22.475</b>														
					4.40	6.50	5.40	6.70	6.00	6.50	6.70	6.425			10.825	(82)
																
95	567	ZGOBA Dariya	UKR		6.90	8.60	8.50	8.70	8.80	8.50	8.50	8.575	0.1		15.375	(6)
		<b>Total 15.375</b>														
																
																
96	455	VERICEL Cassy	FRA													
		<b>Total 15.325</b>			6.30	9.20	9.00	9.00	8.90	9.00	9.10	9.025			15.325	(3)
																
																
97	491	BENOLLI Francesca	ITA		5.80	8.90	9.10	9.00	9.00	8.80	9.10	9.000		14.800	14.800	(6)
		<b>Total 14.800</b>			5.20	8.90	9.10	8.90	9.00	8.90	8.80	8.925		14.125		
																
																
98	514	WEVERS Sanne	NED													
		<b>Total 14.650</b>			5.90	8.70	8.50	8.60	9.20	8.90	8.80	8.750			14.650	(15)
																
																
99	541	SAJN Adela	SLO													
		<b>Total 14.625</b>			6.00	8.80	8.60	8.60	8.80	8.50	8.50	8.625			14.625	(16)
																
																







































Clermont-Ferrand (FRA) 3 - 6 April 2008

## INDIVIDUAL JUDGES SCORES

### Women's Seniors - Qualifications For Competitions 3 And 4

THU 3 APR 2008 - 16:50

























Rank	Bib	Name	NOC Code		A Score	B1	B2	B3	B4	B5	B6	B Score	Pen.	Vault 1 Vault 2	Total	Rank by App.
100	540	KLYUKINA Svetlana	RUS	   	6.10	8.60	8.20	8.90	8.40	8.50	8.50	8.500			14.600	(13)
		<b>Total 14.600</b>														
101	454	SEVERINO Isabelle	FRA	   	6.10	8.60	8.50	8.30	8.30	8.30	8.60	8.425			14.525	(17)
		<b>Total 14.525</b>														
102	492	BERGAMELLI Monica	ITA	   	5.70	8.80	8.80	8.80	8.60	8.70	8.60	8.725			14.425	(21)
		<b>Total 14.425</b>														
103	457	CLOWES Hannah	GBR	   	6.10	7.80	8.10	8.30	8.10	8.00	8.50	8.125			14.225	(25)
		<b>Total 14.225</b>														
104	465	BRUNNER Jenny	GER	   	6.10	7.90	8.10	7.90	8.00	7.80	8.40	7.975			14.075	(22)
		<b>Total 14.075</b>														
105	548	STAEMPFLI Linda	SUI	   	5.50	8.20	7.90	8.10	8.10	7.90	8.00	8.025			13.525	(37)
		<b>Total 13.525</b>														
106	404	MADER J.	AUT	   	5.30	8.00	8.30	8.00	8.40	8.00	8.30	8.150			13.450	(43)
		<b>Total 13.450</b>														
107	470	XOULOGI Ioanna	GRE	   	5.60	7.80	8.00	7.80	7.70	7.70	7.80	7.775			13.375	(29)
		<b>Total 13.375</b>														
108	549	ALZINA Laura	SUI	   	4.90	8.20	8.20	8.10	8.20	7.90	8.10	8.150			13.050	(43)
		<b>Total 13.050</b>														





Clermont-Ferrand (FRA) 3 - 6 April 2008

## INDIVIDUAL JUDGES SCORES

### Women's Seniors - Qualifications For Competitions 3 And 4

THU 3 APR 2008 - 16:50

Rank	Bib	Name	NOC Code		A Score	B1	B2	B3	B4	B5	B6	B Score	Pen.	Vault 1 Vault 2	Total	Rank by App.
109	558	EDNER Maria	SWE													
																
																
																
		<b>Total 12.950</b>			4.90	7.70	8.30	8.10	8.20	8.20	7.70	8.050			12.950	(46)
110	518	SONDOV Karoline	NOR													
																
																
																
		<b>Total 12.925</b>			4.80	7.90	8.40	8.10	8.30	8.10	8.40	8.225	0.1		12.925	(49)
111	525	SZCZAWINSKA Sara	POL													
																
																
																
		<b>Total 12.725</b>			4.90	8.00	7.60	8.10	8.00	7.40	8.20	7.925	0.1		12.725	(57)
112	426	KRASIA Paraskevi	CYP													
																
																
																
		<b>Total 12.700</b>			4.40	8.20	8.50	8.40	8.30	8.30	8.10	8.300			12.700	(66)
113	420	SHEYTANOVA Iliana	BUL													
																
																
																
		<b>Total 12.375</b>			5.10	7.50	7.50	8.10	8.00	7.70	7.50	7.675	0.4		12.375	(42)
114	403	GUFLER Andrea	AUT													
																
																
																
		<b>Total 12.025</b>			5.80	6.20	6.10	6.30	6.50	5.90	6.30	6.225			12.025	(67)

<b>Legend:</b>					
<b>A</b> Difficulty score	<b>App.</b> Apparatus	<b>B1 - B6</b> Panel "B" judges 1 - 6	<b>B</b> Panel "B"	<b>Pen</b> Penalty	
 Vault	 Uneven Bars	 Beam	 Floor		

Clermont-Ferrand (FRA) 3 - 6 April 2008

## INDIVIDUAL JUDGES SCORES Women's Seniors - Qualifications For Competitions 3 And 4

THU 3 APR 2008 - 16:50

**I**

Rank	Bib	Name	NOC Code	V	A Score	B1 SWE	B2 CZE	B3 ROU	B4 NOR	B5 CYP	B6 SLO	B Score	Pen.	Vault	Total
1	462	CHUSOVITINA Oksana	GER	1	6.30	9.20	9.10	9.20	9.00	9.30	9.00	9.125		15.425	15.425
				2	5.70	8.80	8.50	8.90	8.90	8.90	8.90	8.875		14.575	
2	494	GIOVANNINI Carlotta	ITA	1	5.80	9.40	9.20	9.00	9.20	9.10	9.20	9.175		14.975	14.975
				2	5.50	9.20	9.30	9.20	9.20	9.20	9.20	9.200		14.700	
3	532	IZBASA Sandra Raluca	ROU	1	5.80	9.00	9.10	9.10	9.20	9.10	9.20	9.125		14.925	14.925
4	451	MOREL Pauline	FRA	1	5.80	9.10	9.10	9.20	9.00	9.00	9.00	9.050		14.850	14.850
5	536	PAVLOVA Anna	RUS	1	5.80	9.10	8.90	9.10	9.00	9.20	8.90	9.025		14.825	14.825
				2	5.60	8.90	9.00	9.00	9.10	9.10	8.90	9.000		14.600	
6	491	BENOLLI Francesca	ITA	1	5.80	8.90	9.10	9.00	9.00	8.80	9.10	9.000		14.800	14.800
				2	5.20	8.90	9.10	8.90	9.00	8.90	8.80	8.925		14.125	
7	456	DOWNIE Rebecca	GBR	1	5.80	8.90	9.10	8.90	9.20	8.90	8.90	8.950		14.750	14.750
				2	4.80	9.10	9.10	9.00	9.00	8.90	8.90	9.000		13.800	
8	493	FERRARI Vanessa	ITA	1	5.80	9.00	8.50	8.90	8.80	9.00	8.90	8.900		14.700	14.700
9	515	VAN DE LEUR Verona	NED	1	5.80	8.80	9.10	9.10	8.80	8.90	8.70	8.900		14.700	14.700
				2	4.80	8.60	8.70	8.50	8.30	8.60	8.70	8.600		13.400	
10	531	NISTOR Steliana	ROU	1	5.80	9.00	9.00	9.10	8.50	8.80	8.70	8.875		14.675	14.675
11	533	PATRASCU Cerasela	ROU	1	5.80	8.80	8.60	8.90	8.90	9.10	8.80	8.850		14.650	14.650
12	452	PETIT Marine	FRA	1	5.50	9.10	9.10	9.00	9.10	9.10	9.10	9.100		14.600	14.600
13	411	MARACHKOUSKAYA N.	BLR	1	5.50	9.00	9.30	9.00	8.80	8.80	9.10	8.975		14.475	14.475
				2	5.00	8.70	8.60	8.80	8.90	8.50	8.60	8.675		13.675	
14	460	KING Marissa	GBR	1	5.70	8.80	9.00	8.80	8.70	8.80	8.70	8.775		14.475	14.475
				2	5.00	8.70	8.60	9.00	8.60	8.60	8.60	8.625		13.625	
15	472	KORCSMAROS Enikoe	HUN	1	5.50	9.10	8.90	9.00	8.90	9.00	8.80	8.950		14.450	14.450
				2	4.60	9.00	9.10	9.20	9.20	9.20	9.00	9.125		13.725	
16	511	HARMES Suzanne	NED	1	5.50	9.00	8.70	9.00	9.00	8.90	8.90	8.950		14.450	14.450
17	566	KOZICH Alina	UKR	1	5.50	8.70	9.00	8.90	8.90	8.90	9.00	8.925		14.425	14.425
18	463	ABEL Katja	GER	1	5.50	8.80	9.00	8.80	9.00	9.00	8.70	8.900		14.400	14.400
19	561	UCTAS Goksu	TUR	1	5.50	8.80	8.80	8.90	8.70	8.70	8.60	8.750		14.250	14.250
				2	4.40	7.70	8.10	8.10	7.80	7.70	7.70	7.825		12.225	
20	442	RUIZ WALKER Naomi	ESP	1	5.80	8.70	8.90	9.00	8.70	8.50	8.60	8.725	0.3	14.225	14.225
21	547	KAESLIN Ariella	SUI	1	5.30	8.80	9.00	9.10	8.60	9.00	8.80	8.900		14.200	14.200
				2	5.50	8.70	8.80	9.10	8.90	9.00	9.10	8.950		14.450	
22	568	PROSKURINA Maryna	UKR	1	5.50	8.60	8.70	8.60	9.00	8.40	8.70	8.650		14.150	14.150
23	468	TSAKALIDOU Viktoria	GRE	1	5.50	8.70	8.70	8.70	8.50	8.60	8.50	8.625		14.125	14.125
24	488	MAKSYUTA Valeriya	ISR	1	5.50	8.70	8.50	8.70	8.40	8.50	8.70	8.600		14.100	14.100
				2	5.00	8.60	8.20	8.50	8.40	8.40	8.40	8.425		13.425	
25	453	DUGAIN Laetitia	FRA	1	5.00	9.00	9.10	8.90	9.10	9.10	9.00	9.050		14.050	14.050
26	538	MYASNIKOVA Karina	RUS	1	5.50	8.40	8.70	8.60	8.40	8.50	8.60	8.525		14.025	14.025
27	431	PALESOVA Kristina	CZE	1	5.00	8.90	9.00	9.00	9.10	9.00	9.00	9.000		14.000	14.000
28	459	JONES Laura	GBR	1	5.00	8.70	9.20	9.00	8.90	9.00	8.90	8.950		13.950	13.950
29	546	ENGLERT Danielle	SUI	1	5.00	8.90	9.10	9.00	9.00	8.80	8.80	8.925		13.925	13.925
30	539	AFANASEVA Ksenia	RUS	1	5.80	8.00	8.40	8.40	8.00	8.10	8.00	8.125		13.925	13.925
31	433	SIKULOVA Jana	CZE	1	5.00	8.70	8.90	8.90	9.00	8.90	8.40	8.850		13.850	13.850

Clermont-Ferrand (FRA) 3 - 6 April 2008

## INDIVIDUAL JUDGES SCORES Women's Seniors - Qualifications For Competitions 3 And 4

THU 3 APR 2008 - 16:50

**I**

Rank	Bib	Name	NOC Code	V	A Score	B1 SWE	B2 CZE	B3 ROU	B4 NOR	B5 CYP	B6 SLO	B Score	Pen.	Vault	Total
32	512	WONG Lichelle	NED	1	5.00	8.80	8.70	8.80	8.90	8.90	8.60	8.800		13.800	<b>13.800</b>
33	522	LITEWKA Joanna	POL	1	5.30	8.50	8.50	8.60	8.50	8.50	8.50	8.500		13.800	<b>13.800</b>
				2	5.00	7.50	7.30	7.60	7.40	7.70	7.80	7.550		12.550	
34	441	DE SIMONE Lenika	ESP	1	5.00	8.40	8.90	9.00	8.70	8.80	8.70	8.775		13.775	<b>13.775</b>
35	475	CSILLAG Tunde	HUN	1	5.20	8.60	8.50	8.70	8.30	8.70	8.50	8.575		13.775	<b>13.775</b>
36	421	ERCEG Tina	CRO	1	5.20	8.60	8.10	8.80	8.50	8.60	8.60	8.575		13.775	<b>13.775</b>
37	408	MYS Gaelle	BEL	1	5.00	8.70	8.50	8.70	8.70	8.80	8.80	8.725		13.725	<b>13.725</b>
38	521	PIHAN Marta	POL	1	5.00	8.40	8.60	8.70	8.80	8.70	8.70	8.675		13.675	<b>13.675</b>
39	401	GASSER Barbara	AUT	1	5.00	8.60	8.60	8.70	8.70	8.80	8.60	8.650		13.650	<b>13.650</b>
40	461	HINDERMAN M.	GER	1	5.50	8.10	8.30	8.20	8.10	8.20	7.90	8.150		13.650	<b>13.650</b>
41	550	ZIMMERMANN Yasmin	SUI	1	5.20	8.30	8.40	8.80	8.40	8.40	8.50	8.425		13.625	<b>13.625</b>
42	405	NUSSBACHER Katrin	AUT	1	5.00	8.60	8.70	8.60	8.70	8.60	8.30	8.625		13.625	<b>13.625</b>
43	556	WAGNER Veronica	SWE	1	4.60	9.10	8.70	9.00	9.00	9.00	9.00	9.000		13.600	<b>13.600</b>
44	432	PECHANCOVA Nicole	CZE	1	5.00	8.50	8.60	8.80	8.60	8.60	8.60	8.600		13.600	<b>13.600</b>
45	496	ZENKOVA Irina	LAT	1	5.00	8.50	8.40	8.60	8.30	8.60	8.30	8.450		13.450	<b>13.450</b>
46	469	MITRAKOU Paschalina	GRE	1	4.60	9.00	8.70	8.60	8.80	8.80	8.80	8.775		13.375	<b>13.375</b>
47	501	ZANEVSKAJA Jelena	LTU	1	4.80	8.50	8.60	8.60	8.60	8.90	8.50	8.575		13.375	<b>13.375</b>
				2	4.60	8.60	8.30	8.40	8.80	8.70	8.20	8.500		13.100	
48	407	VAN MEERBEECK S.	BEL	1	4.60	8.80	8.70	8.60	9.00	8.80	8.80	8.775		13.375	<b>13.375</b>
49	467	GEORGAKOPOULOU V.	GRE	1	5.00	8.30	8.40	8.40	8.20	8.50	7.70	8.325		13.325	<b>13.325</b>
50	542	GOLOB Sasa	SLO	1	4.60	8.80	8.60	8.50	8.70	8.80	8.50	8.650		13.250	<b>13.250</b>
51	523	PLICHTA Paula	POL	1	4.60	8.60	8.70	8.60	8.70	8.60	8.40	8.625		13.225	<b>13.225</b>
52	557	WANSTROEM M.	SWE	1	4.60	8.60	8.70	8.50	8.70	8.60	8.60	8.625		13.225	<b>13.225</b>
				2	4.40	7.80	8.10	7.70	7.60	7.90	7.60	7.750		12.150	
53	570	KOVAL Anastasia	UKR	1	4.60	8.40	8.70	8.70	8.40	8.90	8.60	8.600		13.200	<b>13.200</b>
54	447	HELMINEN Fanni	FIN	1	4.60	8.50	8.80	8.60	8.40	8.60	8.70	8.600		13.200	<b>13.200</b>
55	487	LIAK Tal	ISR	1	5.00	8.30	8.20	8.50	8.20	8.10	8.10	8.200		13.200	<b>13.200</b>
56	446	URVIKKO Annika	FIN	1	5.00	8.20	7.90	8.50	8.10	8.20	8.20	8.175		13.175	<b>13.175</b>
57	416	TANKOUCHEVA Nikolina	BUL	1	4.80	8.10	8.20	8.60	8.30	8.30	8.30	8.275		13.075	<b>13.075</b>
58	486	FINKEL Vered	ISR	1	4.60	8.50	8.70	8.50	8.20	8.10	8.30	8.375		12.975	<b>12.975</b>
59	436	HULGAARD Mette	DEN	1	4.40	8.40	8.80	8.50	8.70	8.70	8.40	8.575		12.975	<b>12.975</b>
				2	4.60	8.10	8.40	8.40	8.40	8.00	8.20	8.275		12.875	
60	402	GROSCH Hanna	AUT	1	4.40	8.20	8.60	8.60	8.40	8.50	8.30	8.450		12.850	<b>12.850</b>
61	502	KOVALIOVA Jekaterina	LTU	1	4.60	8.10	8.60	8.30	8.30	8.00	8.30	8.250		12.850	<b>12.850</b>
62	527	LIMA Zoi	POR	1	5.20	7.20	7.30	8.00	7.60	7.90	7.70	7.625		12.825	<b>12.825</b>
63	526	OLIVEIRA R.	POR	1	4.40	8.40	8.60	8.30	8.60	8.20	8.30	8.400		12.800	<b>12.800</b>
64	409	IBRAGIMOVA E.	BEL	1	4.20	8.50	8.60	8.70	8.70	8.50	8.50	8.575		12.775	<b>12.775</b>
65	427	STAVRINAKI-PANAYI A.	CYP	1	4.40	8.30	8.30	8.20	8.60	8.50	8.20	8.325		12.725	<b>12.725</b>
66	426	KRASIA Paraskevi	CYP	1	4.40	8.20	8.50	8.40	8.30	8.30	8.10	8.300		12.700	<b>12.700</b>
67	497	PALAGUTA Irina	LAT	1	4.40	8.30	8.20	8.30	8.20	8.70	8.30	8.275		12.675	<b>12.675</b>
68	520	DOLEN Caroline	NOR	1	4.60	8.10	8.00	8.00	8.20	8.10	8.10	8.075		12.675	<b>12.675</b>
69	481	STEINDORSOTTIR H.	ISL	1	4.40	8.00	8.10	8.20	8.10	8.30	8.10	8.125		12.525	<b>12.525</b>

Clermont-Ferrand (FRA) 3 - 6 April 2008

## INDIVIDUAL JUDGES SCORES Women's Seniors - Qualifications For Competitions 3 And 4

THU 3 APR 2008 - 16:50

**I**

Rank	Bib	Name	NOC Code	V	A Score	B1 SWE	B2 CZE	B3 ROU	B4 NOR	B5 CYP	B6 SLO	B Score	Pen.	Vault	Total
70	474	BOCZOGO Dorina	HUN	1	5.00	7.40	7.30	8.00	7.30	7.70	7.60	7.500		12.500	12.500
				2	5.50	8.90	8.90	8.90	8.80	8.90	8.80	8.875		14.375	
71	417	PETROVA Maya	BUL	1	4.00	8.40	8.40	8.50	8.60	8.40	8.60	8.475		12.475	12.475
72	560	OLSSON A.	SWE	1	4.60	8.00	7.70	7.90	8.10	7.80	7.80	7.875		12.475	12.475
73	516	OSTAD Sandra	NOR	1	4.20	8.20	8.30	8.20	8.30	8.30	8.20	8.250		12.450	12.450
74	517	HANSSON Julie	NOR	1	4.40	8.00	8.10	8.20	8.00	8.00	7.90	8.025		12.425	12.425
75	479	JOHNSTON Z.	IRL	1	4.20	8.10	8.40	8.00	8.50	8.10	8.20	8.200		12.400	12.400
76	477	O'DRISCOLL A.	IRL	1	4.40	7.90	8.10	8.10	7.90	7.90	8.20	8.000		12.400	12.400
				2	4.20	8.30	8.30	8.20	8.30	8.40	8.10	8.275		12.475	
77	478	GORMAN E.	IRL	1	4.40	7.60	8.20	7.80	8.00	8.00	7.60	7.850		12.250	12.250
78	562	ASLAN Sema	TUR	1	4.20	8.00	8.00	8.00	8.10	8.30	8.10	8.050		12.250	12.250
79	551	PAULICKOVA Natalia	SVK	1	5.00	7.60	7.70	7.80	7.50	7.80	7.50	7.650	0.5	12.150	12.150
80	506	SCHOLTES F.	LUX	1	4.40	7.70	7.60	7.90	7.80	7.60	7.60	7.675		12.075	12.075
81	428	DIMITRIOU N.	CYP	1	4.00	7.70	7.70	7.60	8.10	8.10	7.80	7.825		11.825	11.825
82	482	TRYGGVADOTTIR Sigrun	ISL	1	4.20	7.50	7.50	7.60	7.60	7.70	7.50	7.550		11.750	11.750
83	419	IVANOVA Ruzha	BUL	1	4.20	7.40	7.40	7.60	7.40	7.70	7.40	7.450		11.650	11.650

### Legend:

**V** Vault number      **A** Difficulty score      **B1 - B6** Panel "B" judges 1 - 6      **Pen** Penalty

**I** Vault

Clermont-Ferrand (FRA) 3 - 6 April 2008

## INDIVIDUAL JUDGES SCORES Women's Seniors - Qualifications For Competitions 3 And 4

THU 3 APR 2008 - 16:50



Rank	Bib	Name	NOC Code	A Score	B1 HUN	B2 TUR	B3 IRL	B4 SUI	B5 LTU	B6 SVK	B Score	Pen.	Total
1	458	TWEDDLE Elizabeth	GBR	7.00	9.00	9.00	8.90	8.90	8.80	8.90	8.925		15.925
2	537	SEMENOVA Ksenia	RUS	7.20	8.50	8.80	8.60	8.80	8.70	8.60	8.675		15.875
3	570	KOVAL Anastasia	UKR	6.90	8.80	8.90	8.60	8.80	8.40	8.50	8.675		15.575
4	456	DOWNIE Rebecca	GBR	6.70	8.80	8.30	8.90	8.60	8.70	8.80	8.725		15.425
5	531	NISTOR Steliana	ROU	7.10	8.50	8.20	8.30	8.20	8.20	8.80	8.300		15.400
6	567	ZGOBA Dariya	UKR	6.90	8.60	8.50	8.70	8.80	8.50	8.50	8.575	0.1	15.375
7	495	PAROLARI Lia	ITA	6.70	8.70	8.50	8.40	8.60	8.30	8.90	8.550		15.250
8	538	MYASNIKOVA Karina	RUS	6.50	8.20	8.70	8.50	8.90	8.60	8.70	8.625		15.125
9	461	HINDERMAN M.	GER	7.30	7.40	8.00	7.70	7.40	7.30	7.70	7.550		14.850
10	431	PALESOVA Kristina	CZE	6.60	8.00	8.20	8.10	8.70	7.90	8.50	8.200		14.800
11	512	WONG Lichelle	NED	6.50	8.50	8.40	8.20	8.00	8.00	8.60	8.275		14.775
12	463	ABEL Katja	GER	6.50	8.10	8.40	8.00	8.30	7.90	8.10	8.125		14.625
13	540	KLYUKINA Svetlana	RUS	6.10	8.60	8.20	8.90	8.40	8.50	8.50	8.500		14.600
14	451	MOREL Pauline	FRA	6.30	8.20	8.90	8.20	8.50	8.10	8.30	8.300		14.600
15	493	FERRARI Vanessa	ITA	6.20	8.50	8.30	8.70	8.30	8.30	8.40	8.375		14.575
16	535	TAMIRJAN A.	ROU	6.00	9.10	8.60	8.70	8.30	8.20	8.40	8.500		14.500
17	533	PATRASCU Cerasela	ROU	6.50	8.00	8.00	7.80	8.10	8.60	7.80	7.975		14.475
18	441	DE SIMONE Lenika	ESP	6.10	8.30	8.10	8.50	8.50	8.20	8.40	8.350		14.450
19	452	PETIT Marine	FRA	5.80	8.50	8.40	8.60	8.30	8.50	8.60	8.500		14.300
20	433	SIKULOVA Jana	CZE	6.20	7.80	7.60	8.30	8.00	8.20	8.20	8.050		14.250
21	521	PIHAN Marta	POL	6.10	8.00	7.90	8.10	8.60	7.70	8.00	8.000		14.100
22	465	BRUNNER Jenny	GER	6.10	7.90	8.10	7.90	8.00	7.80	8.40	7.975		14.075
23	547	KAESLIN Ariella	SUI	5.90	7.70	7.70	8.40	8.70	8.30	8.10	8.125		14.025
24	466	MILLOUSI Vasiliki	GRE	5.80	8.10	7.90	8.30	8.00	8.30	8.10	8.125		13.925
25	568	PROSKURINA Maryna	UKR	6.10	8.00	7.60	7.50	7.40	7.40	7.90	7.600		13.700
26	467	GEORGAKOPOULOU V.	GRE	5.70	8.30	8.00	8.20	7.90	7.60	7.70	7.950		13.650
27	453	DUGAIN Laetitia	FRA	6.00	7.50	7.20	7.70	7.60	7.70	7.60	7.600		13.600
28	513	TRITTEN Anne	NED	5.40	7.70	8.00	8.30	8.20	8.30	8.10	8.150		13.550
29	470	XOULOGI Ioanna	GRE	5.60	7.80	8.00	7.80	7.70	7.70	7.80	7.775		13.375
30	494	GIOVANNINI Carlotta	ITA	5.30	8.10	7.20	8.10	8.00	8.00	7.90	8.000	0.1	13.200
31	474	BOCZOGO Dorina	HUN	5.90	7.30	6.70	7.00	7.40	7.40	7.50	7.275		13.175
32	402	GROSCH Hanna	AUT	5.50	7.30	7.80	7.70	7.80	7.40	7.60	7.625		13.125
33	447	HELMINEN Fanni	FIN	5.10	8.00	8.20	8.10	8.00	8.30	7.60	8.075	0.1	13.075
34	522	LITEWKA Joanna	POL	5.50	7.50	8.00	7.70	7.10	7.50	7.60	7.575		13.075
35	556	WAGNER Veronica	SWE	5.20	8.40	8.10	8.30	8.40	8.20	8.10	8.250	0.4	13.050
36	401	GASSER Barbara	AUT	5.20	8.40	8.20	8.20	8.00	8.10	7.90	8.125	0.3	13.025
37	411	MARACHKOUSKAYA N.	BLR	4.90	8.00	9.00	8.40	8.20	7.90	8.10	8.175	0.3	12.775
38	459	JONES Laura	GBR	5.70	7.50	7.00	6.90	7.20	7.10	7.00	7.075		12.775
39	487	LIAK Tal	ISR	5.70	6.80	7.60	7.60	6.90	6.30	6.80	7.025		12.725
40	501	ZANEVSKAJA Jelena	LTU	5.20	7.00	7.20	7.50	7.70	7.70	7.20	7.400	0.1	12.500
41	405	NUSSBACHER Katrin	AUT	5.10	7.20	8.00	7.50	7.60	7.50	7.80	7.600	0.3	12.400
42	420	SHEYTANOVA Iliana	BUL	5.10	7.50	7.50	8.10	8.00	7.70	7.50	7.675	0.4	12.375
43	561	UCTAS Goksu	TUR	4.60	8.00	8.00	8.10	8.00	7.90	7.60	7.975	0.3	12.275

Clermont-Ferrand (FRA) 3 - 6 April 2008

## INDIVIDUAL JUDGES SCORES Women's Seniors - Qualifications For Competitions 3 And 4

THU 3 APR 2008 - 16:50



Rank	Bib	Name	NOC Code	A Score	B1 HUN	B2 TUR	B3 IRL	B4 SUI	B5 LTU	B6 SVK	B Score	Pen.	Total
44	428	DIMITRIOU N.	CYP	4.90	7.40	7.40	7.60	7.50	7.20	7.10	7.375		12.275
45	502	KOVALIOVA Jekaterina	LTU	5.00	8.10	7.90	7.50	7.50	7.60	7.60	7.650	0.4	12.250
46	446	URVIKKO Annika	FIN	5.90	6.70	6.40	6.60	6.10	6.00	7.20	6.450	0.1	12.250
47	523	PLICHTA Paula	POL	5.20	6.70	7.00	7.30	7.10	7.20	6.50	7.000		12.200
48	421	ERCEG Tina	CRO	6.00	6.40	6.70	5.70	6.40	5.80	6.20	6.200		12.200
49	472	KORCSMAROS Enikoe	HUN	4.20	8.30	8.50	8.30	8.30	8.10	8.10	8.250	0.3	12.150
50	542	GOLOB Sasa	SLO	4.70	7.00	7.40	7.30	7.60	7.50	7.40	7.400		12.100
51	560	OLSSON A.	SWE	4.50	7.00	7.40	7.60	7.60	7.60	7.40	7.500		12.000
52	486	FINKEL Vered	ISR	5.90	6.10	7.30	5.90	6.30	5.40	5.90	6.050		11.950
53	527	LIMA Zoi	POR	4.70	7.40	7.50	7.60	7.60	7.70	7.00	7.525	0.3	11.925
54	546	ENGLERT Danielle	SUI	5.50	5.80	6.20	6.20	6.10	6.30	6.50	6.200		11.700
55	471	GOMBAS Laura	HUN	5.50	6.20	6.20	5.90	5.70	6.40	6.50	6.175		11.675
56	511	HARMES Suzanne	NED	4.70	7.20	7.10	7.00	7.00	7.50	7.00	7.075	0.3	11.475
57	550	ZIMMERMANN Yasmin	SUI	5.70	5.60	5.70	4.90	6.40	6.40	5.30	5.750		11.450
58	517	HANSSON Julie	NOR	5.20	6.90	6.20	6.80	6.40	6.60	5.80	6.500	0.3	11.400
59	436	HULGAARD Mette	DEN	3.90	7.50	8.60	7.80	7.80	7.90	7.20	7.750	0.3	11.350
60	497	PALAGUTA Irina	LAT	4.60	7.40	7.80	7.20	7.30	7.40	7.00	7.325	0.6	11.325
61	496	ZENKOVA Irina	LAT	4.50	7.50	7.40	7.30	7.00	8.00	7.10	7.325	0.6	11.225
62	442	RUIZ WALKER Naomi	ESP	5.50	6.00	6.70	5.10	5.50	5.90	6.80	6.025	0.3	11.225
63	408	MYS Gaelle	BEL	5.30	6.00	5.60	6.50	6.10	6.00	5.60	5.925		11.225
64	416	TANKOUCHEVA Nikolina	BUL	4.80	6.40	6.50	7.00	6.70	6.00	7.10	6.650	0.3	11.150
65	488	MAKSYUTA Valeriya	ISR	5.70	6.20	5.80	5.40	5.40	5.40	5.50	5.525	0.1	11.125
66	506	SCHOLTES F.	LUX	3.90	7.10	7.50	7.70	7.40	7.70	6.90	7.425	0.3	11.025
67	418	TODOROVA Kalina	BUL	4.20	6.90	7.30	7.20	6.00	7.00	7.30	7.100	0.4	10.900
68	559	LINDEVALL Emma	SWE	4.40	6.90	6.80	7.30	6.50	6.60	6.80	6.775	0.3	10.875
69	409	IBRAGIMOVA E.	BEL	4.70	5.40	5.80	6.40	6.30	6.30	6.20	6.150		10.850
70	516	OSTAD Sandra	NOR	4.90	6.50	6.80	6.00	6.40	6.40	5.90	6.325	0.4	10.825
71	482	TRYGGVADOTTIR Sigrun	ISL	3.60	7.80	7.80	7.80	7.80	7.90	7.50	7.800	0.6	10.800
72	429	GEORGIOU Marilena	CYP	4.50	7.10	6.30	7.20	6.80	7.40	6.60	6.925	0.7	10.725
73	481	STEINDORSDDOTTIR H.	ISL	3.50	7.30	7.80	7.20	7.20	7.40	7.50	7.350	0.3	10.550
74	432	PECHANCOVA Nicole	CZE	5.80	4.90	4.40	5.00	5.10	4.40	5.30	4.850	0.2	10.450
75	478	GORMAN E.	IRL	2.60	7.60	8.00	8.30	8.30	8.20	7.80	8.075	0.3	10.375
76	407	VAN MEERBEECK S.	BEL	3.80	7.10	7.40	6.70	6.90	6.50	6.60	6.825	0.4	10.225
77	562	ASLAN Sema	TUR	3.50	7.00	7.90	7.10	6.10	6.70	7.00	6.950	0.6	9.850
78	520	DOLEN Caroline	NOR	4.20	5.00	5.90	6.30	6.00	5.00	5.70	5.650	0.3	9.550
79	479	JOHNSTON Z.	IRL	2.60	7.40	7.20	6.60	7.00	7.40	7.00	7.150	0.6	9.150
80	427	STAVRINAKI-PANAYI A.	CYP	2.20	5.70	6.50	6.10	5.40	6.80	5.60	5.975	0.3	7.875
81	477	O'DRISCOLL A.	IRL	2.00	6.40	6.80	6.30	6.00	6.30	6.00	6.250	0.6	7.650

### Legend:

**A** Difficulty score      **B1 - B6** Panel "B" judges 1 - 6      **Pen** Penalty



Uneven Bars



Clermont-Ferrand (FRA) 3 - 6 April 2008

## INDIVIDUAL JUDGES SCORES

### Women's Seniors - Qualifications For Competitions 3 And 4

THU 3 APR 2008 - 16:50



Rank	Bib	Name	NOC Code	A Score	B1 BEL	B2 FRA	B3 LAT	B4 CRO	B5 NED	B6 ISR	B Score	Pen.	Total
1	532	IZBASA Sandra Raluca	ROU	6.70	8.90	9.10	9.20	9.30	9.30	9.10	9.175		15.875
2	531	NISTOR Steliana	ROU	6.60	9.40	9.10	9.10	9.30	9.10	9.30	9.200		15.800
3	451	MOREL Pauline	FRA	6.70	8.90	9.10	8.90	8.60	8.70	8.50	8.775		15.475
4	535	TAMIRJAN A.	ROU	6.40	9.10	9.00	8.90	9.10	8.90	9.00	9.000		15.400
5	568	PROSKURINA Maryna	UKR	6.60	8.70	8.40	9.00	8.90	8.60	8.60	8.700		15.300
6	493	FERRARI Vanessa	ITA	6.30	9.10	8.90	8.80	9.00	9.00	8.80	8.925		15.225
7	441	DE SIMONE Lenika	ESP	6.60	9.10	8.50	8.40	8.60	8.50	8.80	8.600		15.200
8	566	KOZICH Alina	UKR	6.40	8.80	8.80	8.50	8.80	8.60	8.60	8.700		15.100
9	537	SEMENOVA Ksenia	RUS	6.30	8.90	8.70	8.70	9.20	8.60	8.60	8.725		15.025
10	462	CHUSOVITINA Oksana	GER	6.20	8.90	9.10	8.80	8.90	8.40	8.50	8.775		14.975
11	459	JONES Laura	GBR	6.10	8.80	8.80	8.80	9.10	8.80	8.80	8.800		14.900
12	521	PIHAN Marta	POL	6.90	8.10	8.30	7.70	8.30	7.60	7.50	7.925		14.825
13	536	PAVLOVA Anna	RUS	6.10	8.70	8.90	8.70	8.40	8.80	8.40	8.650		14.750
14	539	AFANASEVA Ksenia	RUS	6.70	8.20	8.00	8.10	7.80	7.90	8.00	8.000		14.700
15	514	WEVERS Sanne	NED	5.90	8.70	8.50	8.60	9.20	8.90	8.80	8.750		14.650
16	541	SAJN Adela	SLO	6.00	8.80	8.60	8.60	8.80	8.50	8.50	8.625		14.625
17	454	SEVERINO Isabelle	FRA	6.10	8.60	8.50	8.30	8.30	8.30	8.60	8.425		14.525
18	463	ABEL Katja	GER	5.60	8.60	8.90	9.10	9.20	8.80	8.50	8.850		14.450
19	460	KING Marissa	GBR	6.10	8.40	8.60	8.40	8.20	8.50	8.50	8.450	0.1	14.450
20	556	WAGNER Veronica	SWE	6.10	8.60	8.50	8.30	7.50	8.20	8.40	8.350		14.450
21	492	BERGAMELLI Monica	ITA	5.70	8.80	8.80	8.80	8.60	8.70	8.60	8.725		14.425
22	495	PAROLARI Lia	ITA	6.10	8.30	8.30	8.50	8.10	8.20	8.30	8.275		14.375
23	442	RUIZ WALKER Naomi	ESP	5.90	8.40	8.10	8.30	8.50	8.40	8.50	8.400		14.300
24	452	PETIT Marine	FRA	6.20	8.30	8.40	8.10	8.00	8.00	7.70	8.100		14.300
25	457	CLOWES Hannah	GBR	6.10	7.80	8.10	8.30	8.10	8.00	8.50	8.125		14.225
26	488	MAKSYUTA Valeriya	ISR	6.10	7.90	8.40	8.20	8.10	7.60	8.50	8.150	0.1	14.150
27	570	KOVAL Anastasia	UKR	6.30	7.80	8.20	7.70	7.80	7.70	7.60	7.750		14.050
28	474	BOCZOGO Dorina	HUN	5.80	8.00	8.20	8.30	8.60	8.10	8.20	8.200		14.000
29	466	MILLOUSI Vasiliki	GRE	6.40	7.30	7.60	7.70	7.70	7.40	7.50	7.550		13.950
30	407	VAN MEERBEECK S.	BEL	5.40	8.50	8.30	8.70	8.50	8.30	8.30	8.400		13.800
31	547	KAESLIN Ariella	SUI	6.40	7.40	7.90	7.30	7.70	7.10	7.20	7.400		13.800
32	421	ERCEG Tina	CRO	6.10	7.80	7.50	7.50	8.00	7.60	7.70	7.650		13.750
33	524	JURKOWSKA Katarzyna	POL	5.60	8.00	7.70	8.10	8.20	7.80	7.70	7.900		13.500
34	464	MOEBIUS Joeline	GER	5.90	7.50	7.80	7.40	7.90	7.50	7.60	7.600		13.500
35	467	GEORGAKOPOULOU V.	GRE	5.80	8.00	7.20	7.40	7.50	8.00	7.20	7.525		13.325
36	496	ZENKOVA Irina	LAT	5.20	8.00	8.10	8.20	8.10	7.80	8.40	8.100		13.300
37	550	ZIMMERMANN Yasmin	SUI	5.80	7.40	7.60	7.40	7.60	7.60	7.30	7.500		13.300
38	501	ZANEVSKAJA Jelena	LTU	5.60	7.60	7.70	8.10	7.60	7.40	7.70	7.650		13.250
39	408	MYS Gaelle	BEL	6.10	7.00	7.20	7.20	7.60	7.20	6.80	7.150		13.250
40	416	TANKOUCHEVA Nikolina	BUL	5.00	8.00	8.00	8.20	8.40	8.40	8.30	8.225		13.225
41	411	MARACHKOUSKAYA N.	BLR	5.70	7.30	7.10	7.50	7.50	7.50	7.70	7.450		13.150
42	513	TRITTEN Anne	NED	5.60	7.40	7.50	7.60	7.60	7.60	7.70	7.575	0.1	13.075
43	549	ALZINA Laura	SUI	4.90	8.20	8.20	8.10	8.20	7.90	8.10	8.150		13.050



Clermont-Ferrand (FRA) 3 - 6 April 2008

## INDIVIDUAL JUDGES SCORES Women's Seniors - Qualifications For Competitions 3 And 4

THU 3 APR 2008 - 16:50



Rank	Bib	Name	NOC Code	A Score	B1 BEL	B2 FRA	B3 LAT	B4 CRO	B5 NED	B6 ISR	B Score	Pen.	Total
44	486	FINKEL Vered	ISR	5.70	6.90	7.30	7.40	7.30	7.30	7.40	7.325		13.025
45	526	OLIVEIRA R.	POR	5.20	8.10	8.00	7.70	7.80	7.70	7.70	7.800		13.000
46	558	EDNER Maria	SWE	4.90	7.70	8.30	8.10	8.20	8.20	7.70	8.050		12.950
47	433	SIKULOVA Jana	CZE	5.50	8.00	7.30	7.10	7.40	7.30	7.60	7.400		12.900
48	468	TSAKALIDOU Viktoria	GRE	5.70	7.30	7.10	7.10	7.10	6.90	7.40	7.150		12.850
49	405	NUSSBACHER Katrin	AUT	5.20	7.70	7.60	7.50	7.50	7.60	7.50	7.550		12.750
50	502	KOVALIOVA Jekaterina	LTU	5.40	7.50	7.20	7.20	7.50	7.10	7.30	7.300		12.700
51	561	UCTAS Goksu	TUR	5.90	6.60	6.30	6.50	6.70	6.70	6.70	6.625		12.525
52	517	HANSSON Julie	NOR	4.40	8.00	8.20	8.20	8.40	8.10	8.30	8.200	0.1	12.500
53	431	PALESOVA Kristina	CZE	5.90	6.10	6.70	7.00	6.60	6.60	6.80	6.675	0.1	12.475
54	417	PETROVA Maya	BUL	4.50	8.00	7.60	8.00	8.20	8.00	7.80	7.950		12.450
55	471	GOMBAS Laura	HUN	5.30	7.20	7.30	7.00	7.10	7.40	7.10	7.175	0.1	12.375
56	506	SCHOLTES F.	LUX	5.00	6.70	7.40	7.20	7.40	7.30	7.80	7.325		12.325
57	512	WONG Lichelle	NED	5.30	6.00	6.60	7.20	7.10	7.20	7.10	7.000		12.300
58	446	URVIKKO Annika	FIN	5.70	6.80	6.70	6.20	6.30	6.60	6.70	6.575		12.275
59	472	KORCSMAROS Enikoe	HUN	4.80	7.10	7.30	7.50	7.90	7.70	7.20	7.425		12.225
60	542	GOLOB Sasa	SLO	5.00	7.90	7.70	7.60	7.30	7.40	7.00	7.500	0.3	12.200
61	401	GASSER Barbara	AUT	5.10	7.10	7.10	7.10	7.30	7.00	7.10	7.100		12.200
62	432	PECHANCOVA Nicole	CZE	6.00	7.10	6.10	6.40	6.40	6.50	6.70	6.500	0.3	12.200
63	527	LIMA Zoi	POR	5.50	6.00	6.80	6.40	6.90	6.60	7.10	6.675		12.175
64	409	IBRAGIMOVA E.	BEL	5.20	6.80	7.00	6.70	7.20	6.80	7.20	6.950		12.150
65	447	HELMINEN Fanni	FIN	4.50	7.30	7.60	7.60	8.00	7.80	7.50	7.625		12.125
66	487	LIAK Tal	ISR	5.20	6.70	7.00	7.00	6.60	6.80	7.40	6.875		12.075
67	403	GUFLER Andrea	AUT	5.80	6.20	6.10	6.30	6.50	5.90	6.30	6.225		12.025
68	479	JOHNSTON Z.	IRL	3.50	8.30	8.10	8.20	8.50	8.00	7.80	8.150		11.650
69	520	DOLEN Caroline	NOR	3.90	7.50	7.90	7.60	7.80	7.60	8.10	7.725		11.625
70	478	GORMAN E.	IRL	3.10	8.70	8.20	8.30	8.50	8.50	8.40	8.425		11.525
71	428	DIMITRIOU N.	CYP	4.30	7.10	6.90	7.20	7.20	7.10	7.30	7.150		11.450
72	481	STEINDORSOTTIR H.	ISL	3.60	8.00	7.80	7.40	7.40	7.90	8.20	7.775		11.375
73	476	WEDEL Sarah	IRL	5.00	6.30	6.60	6.40	5.90	6.20	7.00	6.375		11.375
74	516	OSTAD Sandra	NOR	4.30	6.60	7.50	6.90	6.90	6.90	7.50	7.050		11.350
75	418	TODOROVA Kalina	BUL	4.90	6.40	6.60	6.50	6.40	6.30	6.50	6.450		11.350
76	523	PLICHTA Paula	POL	4.90	6.70	6.60	6.50	6.30	6.50	5.90	6.475	0.1	11.275
77	562	ASLAN Sema	TUR	4.90	6.00	6.50	6.30	6.60	6.40	6.20	6.350		11.250
78	551	PAULICKOVA Natalia	SVK	5.50	6.00	6.40	6.20	5.80	6.00	6.00	6.050	0.3	11.250
79	557	WANSTROEM M.	SWE	4.20	6.90	7.00	7.40	7.10	6.80	7.10	7.025		11.225
80	436	HULGAARD Mette	DEN	4.10	6.50	6.60	6.60	6.80	6.50	6.50	6.550		10.650
81	482	TRYGGVADOTTIR Sigrun	ISL	4.50	5.40	5.70	6.20	5.90	5.50	5.80	5.725		10.225
82	429	GEORGIU Marilena	CYP	4.60	5.50	5.80	5.20	5.50	4.80	5.70	5.475	0.1	9.975
83	427	STAVRINAKI-PANAYI A.	CYP	4.30	5.10	5.50	5.20	5.30	5.10	6.40	5.275		9.575
84	497	PALAGUTA Irina	LAT	4.40	5.00	5.50	5.10	5.00	4.90	5.60	5.150		9.550

*Clermont-Ferrand (FRA) 3 - 6 April 2008*

## INDIVIDUAL JUDGES SCORES

Women's Seniors - Qualifications For Competitions 3 And 4

THU 3 APR 2008 - 16:50



Rank	Bib	Name	NOC Code	A Score	B1 BEL	B2 FRA	B3 LAT	B4 CRO	B5 NED	B6 ISR	B Score	Pen.	Total
------	-----	------	-------------	------------	-----------	-----------	-----------	-----------	-----------	-----------	------------	------	-------

### Legend:

**A** Difficulty score

**B1 - B6** Panel "B" judges 1 - 6

**Pen** Penalty



Beam

Clermont-Ferrand (FRA) 3 - 6 April 2008

## INDIVIDUAL JUDGES SCORES

### Women's Seniors - Qualifications For Competitions 3 And 4

THU 3 APR 2008 - 16:50



Rank	Bib	Name	NOC Code	A Score	B1 GER	B2 ISL	B3 BLR	B4 FIN	B5 BUL	B6 UKR	B Score	Pen.	Total
1	532	IZBASA Sandra Raluca	ROU	6.40	9.20	9.30	9.10	9.30	9.40	9.40	9.300		15.700
2	458	TWEDDLE Elizabeth	GBR	6.40	9.20	9.20	9.00	9.00	9.10	9.00	9.075		15.475
3	455	VERICEL Cassy	FRA	6.30	9.20	9.00	9.00	8.90	9.00	9.10	9.025		15.325
4	535	TAMIRJAN A.	ROU	6.00	9.20	9.10	9.10	9.20	9.10	9.10	9.125		15.125
5	462	CHUSOVITINA Oksana	GER	5.90	9.20	9.20	8.70	8.90	9.10	9.20	9.100		15.000
6	566	KOZICH Alina	UKR	5.80	9.00	9.10	9.20	9.10	9.00	9.20	9.100		14.900
7	536	PAVLOVA Anna	RUS	5.60	9.30	9.30	9.20	9.30	9.20	9.40	9.275		14.875
8	452	PETIT Marine	FRA	6.10	9.20	8.80	8.60	8.80	8.90	8.60	8.775		14.875
9	493	FERRARI Vanessa	ITA	5.70	9.10	9.20	9.10	9.00	9.40	9.20	9.150		14.850
10	531	NISTOR Steliana	ROU	6.10	8.70	8.70	8.80	8.70	9.20	8.30	8.725		14.825
11	495	PAROLARI Lia	ITA	5.70	9.20	9.00	8.90	9.00	9.20	9.00	9.050		14.750
12	511	HARMES Suzanne	NED	5.80	8.80	9.00	8.70	9.10	8.40	8.90	8.850		14.650
13	463	ABEL Katja	GER	5.60	9.30	8.50	8.80	9.00	9.10	8.70	8.900		14.500
14	515	VAN DE LEUR Verona	NED	5.80	8.50	8.90	8.60	8.90	9.00	8.80	8.800	0.1	14.500
15	442	RUIZ WALKER Naomi	ESP	5.90	8.60	8.90	8.40	8.50	8.60	8.70	8.600		14.500
16	537	SEMEANOVA Ksenia	RUS	5.80	8.70	8.20	8.80	8.60	8.60	9.00	8.675		14.475
17	441	DE SIMONE Lenika	ESP	5.50	8.80	9.10	8.80	8.80	8.90	8.70	8.825		14.325
18	494	GIOVANNINI Carlotta	ITA	5.60	8.80	9.10	8.70	8.70	8.50	8.70	8.725		14.325
19	408	MYS Gaelle	BEL	5.60	8.70	8.30	8.60	8.80	8.70	8.60	8.650		14.250
20	539	AFANASEVA Ksenia	RUS	6.10	8.20	8.10	8.00	8.00	8.20	8.30	8.125		14.225
21	464	MOEBIUS Joeline	GER	5.90	8.90	8.60	8.50	8.30	8.60	8.20	8.500	0.2	14.200
22	570	KOVAL Anastasia	UKR	5.70	8.40	8.00	8.50	8.30	8.80	8.50	8.425		14.125
23	453	DUGAIN Laetitia	FRA	5.30	8.90	9.00	8.90	8.80	9.10	8.70	8.900	0.1	14.100
24	556	WAGNER Veronica	SWE	5.40	8.80	9.00	8.50	8.80	8.60	8.60	8.700		14.100
25	468	TSAKALIDOU Viktoria	GRE	5.40	8.70	8.60	8.50	8.70	8.60	8.70	8.650		14.050
26	407	VAN MEERBEECK S.	BEL	5.40	8.60	9.00	8.70	8.60	8.30	8.60	8.625		14.025
27	459	JONES Laura	GBR	5.50	8.80	8.70	8.50	8.50	8.60	8.60	8.600	0.1	14.000
28	431	PALESOVA Kristina	CZE	5.40	8.60	8.80	8.50	8.50	8.60	8.60	8.575		13.975
29	411	MARACHKOUSKAYA N.	BLR	5.80	8.40	7.90	8.60	8.30	8.50	8.60	8.450	0.3	13.950
30	421	ERCEG Tina	CRO	5.70	8.10	8.00	8.40	8.40	8.10	8.50	8.250		13.950
31	432	PECHANCOVA Nicole	CZE	5.70	8.30	8.40	8.50	8.20	8.30	8.60	8.375	0.2	13.875
32	466	MILLOUSI Vasiliki	GRE	5.30	8.50	8.30	8.80	8.50	8.70	8.50	8.550		13.850
33	521	PIHAN Marta	POL	5.40	8.40	8.60	8.60	8.30	8.20	8.40	8.425		13.825
34	460	KING Marissa	GBR	5.80	7.80	8.00	7.90	8.00	7.60	7.90	7.900		13.700
35	550	ZIMMERMANN Yasmin	SUI	5.60	8.10	8.50	8.10	8.60	8.50	8.20	8.325	0.3	13.625
36	474	BOCZOGO Dorina	HUN	5.40	8.10	8.30	8.30	8.20	8.40	7.90	8.225		13.625
37	548	STAEMPFLI Linda	SUI	5.50	8.20	7.90	8.10	8.10	7.90	8.00	8.025		13.525
38	513	TRITTEN Anne	NED	5.50	8.30	8.40	8.50	8.90	8.40	8.30	8.400	0.4	13.500
39	568	PROSKURINA Maryna	UKR	5.50	8.30	8.30	8.60	8.30	8.20	8.90	8.375	0.4	13.475
40	433	SIKULOVA Jana	CZE	5.20	8.00	8.10	8.20	8.70	8.50	8.30	8.275		13.475
41	471	GOMBAS Laura	HUN	5.30	8.40	8.50	8.10	8.20	7.90	8.00	8.175		13.475
42	547	KAESLIN Ariella	SUI	5.70	8.40	7.90	8.20	8.50	8.10	8.30	8.250	0.5	13.450
43	404	MADER J.	AUT	5.30	8.00	8.30	8.00	8.40	8.00	8.30	8.150		13.450

Clermont-Ferrand (FRA) 3 - 6 April 2008

## INDIVIDUAL JUDGES SCORES Women's Seniors - Qualifications For Competitions 3 And 4

THU 3 APR 2008 - 16:50



Rank	Bib	Name	NOC Code	A Score	B1 GER	B2 ISL	B3 BLR	B4 FIN	B5 BUL	B6 UKR	B Score	Pen.	Total
44	469	MITRAKOU Paschalina	GRE	4.80	8.40	8.90	8.70	8.60	8.20	8.50	8.550		13.350
45	401	GASSER Barbara	AUT	4.70	8.40	8.70	8.40	8.60	8.60	8.70	8.575		13.275
46	561	UCTAS Goksu	TUR	5.70	7.90	8.00	8.10	8.10	8.20	8.10	8.075	0.7	13.075
47	486	FINKEL Vered	ISR	5.60	7.60	7.40	7.60	7.50	7.40	7.10	7.475		13.075
48	501	ZANEVSKAJA Jelena	LTU	4.70	8.30	8.20	8.40	8.30	7.90	8.40	8.300		13.000
49	518	SONDOV Karoline	NOR	4.80	7.90	8.40	8.10	8.30	8.10	8.40	8.225	0.1	12.925
50	516	OSTAD Sandra	NOR	4.90	8.20	8.10	7.90	8.00	8.10	7.90	8.025		12.925
51	527	LIMA Zoi	POR	5.50	8.00	7.70	7.90	7.50	7.60	7.70	7.725	0.3	12.925
52	517	HANSSON Julie	NOR	4.60	8.40	8.20	8.20	8.40	8.60	8.20	8.300		12.900
53	542	GOLOB Sasa	SLO	4.80	7.90	7.90	8.10	8.20	7.90	8.30	8.025		12.825
54	418	TODOROVA Kalina	BUL	4.50	8.30	8.00	8.30	8.20	8.40	8.40	8.300		12.800
55	488	MAKSYUTA Valeriya	ISR	5.50	7.20	6.70	7.50	7.20	7.10	7.80	7.250		12.750
56	409	IBRAGIMOVA E.	BEL	4.50	8.20	8.20	8.20	8.30	8.60	8.00	8.225		12.725
57	525	SZCZAWINSKA Sara	POL	4.90	8.00	7.60	8.10	8.00	7.40	8.20	7.925	0.1	12.725
58	446	URVIKKO Annika	FIN	5.10	7.70	8.00	7.50	7.50	7.60	7.80	7.650	0.1	12.650
59	496	ZENKOVA Irina	LAT	4.40	8.10	8.70	8.00	8.10	8.20	8.20	8.150		12.550
60	417	PETROVA Maya	BUL	4.80	7.70	7.70	8.10	8.00	8.00	7.60	7.850	0.1	12.550
61	405	NUSSBACHER Katrin	AUT	5.20	8.30	7.50	7.90	7.80	7.70	7.30	7.725	0.4	12.525
62	475	CSILLAG Tunde	HUN	5.20	7.40	7.30	7.50	7.10	7.40	7.00	7.300		12.500
63	559	LINDEVALL Emma	SWE	4.50	8.00	8.40	7.90	8.10	7.80	7.90	7.975		12.475
64	526	OLIVEIRA R.	POR	4.60	7.60	8.20	7.80	7.90	7.80	7.80	7.825		12.425
65	447	HELMINEN Fanni	FIN	5.00	7.50	7.40	7.70	7.90	7.50	7.40	7.525	0.1	12.425
66	560	OLSSON A.	SWE	4.50	8.00	8.10	8.00	8.00	8.00	7.70	8.000	0.1	12.400
67	502	KOVALIOVA Jekaterina	LTU	4.70	7.40	7.60	7.50	7.80	7.50	7.60	7.550		12.250
68	497	PALAGUTA Irina	LAT	4.40	7.70	7.50	8.00	8.10	7.60	8.00	7.825		12.225
69	428	DIMITRIOU N.	CYP	4.60	7.30	7.20	7.40	7.80	7.80	7.70	7.550		12.150
70	506	SCHOLTES F.	LUX	4.20	8.10	8.10	7.70	8.00	7.90	7.60	7.925		12.125
71	524	JURKOWSKA Katarzyna	POL	4.90	7.30	7.90	7.80	7.20	7.40	7.20	7.425	0.3	12.025
72	427	STAVRINAKI-PANAYI A.	CYP	4.20	7.40	8.20	7.80	8.10	7.50	7.80	7.800		12.000
73	482	TRYGGVADOTTIR Sigrun	ISL	4.50	8.00	8.00	8.00	8.10	8.10	8.10	8.050	0.8	11.750
74	487	LIAK Tal	ISR	5.20	7.20	6.90	7.10	7.20	7.00	6.50	7.050	0.5	11.750
75	477	O'DRISCOLL A.	IRL	4.00	7.50	7.70	7.60	7.60	7.80	7.40	7.600		11.600
76	562	ASLAN Sema	TUR	4.20	7.80	7.10	7.40	7.70	7.50	7.40	7.500	0.1	11.600
77	436	HULGAARD Mette	DEN	4.50	6.80	6.90	6.90	7.30	7.30	7.20	7.075		11.575
78	481	STEINDORSDOTTIR H.	ISL	3.70	7.70	8.20	7.90	8.00	7.70	7.40	7.825		11.525
79	429	GEORGIU Marilena	CYP	4.40	7.10	6.40	7.10	6.90	7.20	7.00	7.025		11.425
80	476	WEDEL Sarah	IRL	3.90	7.40	7.20	7.40	7.60	7.30	7.60	7.425		11.325
81	478	GORMAN E.	IRL	3.20	7.90	7.90	7.40	8.00	7.90	7.70	7.850		11.050
82	419	IVANOVA Ruzha	BUL	4.40	6.50	5.40	6.70	6.00	6.50	6.70	6.425		10.825

### Legend:

A Difficulty score

B1 - B6 Panel "B" judges 1 - 6

Pen Penalty



Floor

Clermont-Ferrand (FRA) 3 - 6 April 2008

## LIST OF QUALIFIERS Women's Seniors - Apparatus Finals

SUN 6 APR 2008 - 14:00



Qualifying Order	Bib	Name	NOC Code	Qual. Score
1	462	CHUSOVITINA Oksana	GER	15.000
2	494	GIOVANNINI Carlotta	ITA	14.837
3	536	PAVLOVA Anna	RUS	14.712
4	491	BENOLLI Francesca	ITA	14.462
5	547	KAESLIN Ariella	SUI	14.325
6	456	DOWNIE Rebecca	GBR	14.275
7	472	KORCSMAROS Enikoe	HUN	14.087
8	411	MARACHKOUSKAYA Nastassia	BLR	14.075
<b>Reserves</b>				
R1	515	VAN DE LEUR Verona	NED	14.050
R2	460	KING Marissa	GBR	14.050
R3	488	MAKSYUTA Valeriya	ISR	13.762



Qualifying Order	Bib	Name	NOC Code	Qual. Score
1	532	IZBASA Sandra Raluca	ROU	15.875
2	531	NISTOR Steliana	ROU	15.800
3	451	MOREL Pauline	FRA	15.475
4	568	PROSKURINA Maryna	UKR	15.300
5	493	FERRARI Vanessa	ITA	15.225
6	441	DE SIMONE Lenika	ESP	15.200
7	566	KOZICH Alina	UKR	15.100
8	537	SEMENOVA Ksenia	RUS	15.025
<b>Reserves</b>				
R1	462	CHUSOVITINA Oksana	GER	14.975
R2	459	JONES Laura	GBR	14.900
R3	521	PIHAN Marta	POL	14.825



Qualifying Order	Bib	Name	NOC Code	Qual. Score
1	458	TWEDDLE Elizabeth	GBR	15.925
2	537	SEMENOVA Ksenia	RUS	15.875
3	570	KOVAL Anastasia	UKR	15.575
4	456	DOWNIE Rebecca	GBR	15.425
5	531	NISTOR Steliana	ROU	15.400
6	567	ZGOBA Dariya	UKR	15.375
7	495	PAROLARI Lia	ITA	15.250
8	538	MYASNIKOVA Karina	RUS	15.125
<b>Reserves</b>				
R1	461	HINDERMANN Marie-Sophie	GER	14.850
R2	431	PALESOVA Kristina	CZE	14.800
R3	512	WONG Lichelle	NED	14.775



Qualifying Order	Bib	Name	NOC Code	Qual. Score
1	532	IZBASA Sandra Raluca	ROU	15.700
2	458	TWEDDLE Elizabeth	GBR	15.475
3	455	VERICEL Cassy	FRA	15.325
4	535	TAMIRJAN Adriana Anamaria	ROU	15.125
5	462	CHUSOVITINA Oksana	GER	15.000
6	566	KOZICH Alina	UKR	14.900
7	536	PAVLOVA Anna	RUS	14.875
8	452	PETIT Marine	FRA	14.875
<b>Reserves</b>				
R1	493	FERRARI Vanessa	ITA	14.850
R2	495	PAROLARI Lia	ITA	14.750
R3	511	HARMES Suzanne	NED	14.650

### Legend:

Qual. Qualification

Rx Reserve



Vault



Uneven Bars



Beam



Floor

Clermont-Ferrand (FRA) 3 - 6 April 2008

## JUDGES ASSIGNMENT Women's Seniors - Apparatus Finals

SUN 6 APR 2008

### Superior Jury

BRASIER Yvette	UEG	President
UBIA CARNICER Montserrat	UEG	
FAIRBROTHER Lynda	UEG	
MARTINET Sylvie	UEG	Vault Supervisor
SHAI Orna	UEG	Uneven Bars Supervisor
MURTONEN Satu	UEG	Beam Supervisor
LISKAROVA Hana	UEG	Floor Supervisor



Function	Name	NOC Code
A1	HOFFMANN Marie-Paule	UEG
A2	HARDY Brendene	GBR
B1	DIDILESCU Olga Fanica	ROU
B2	URACZ-KOCUR Joanna	POL
B3	KURSUNGOZ Suna	TUR
B4	KOROLENKO Ludmila	UKR
B5	CAYZELLE Dominique	FRA
B6	NORDLI Anne Torill	NOR
Line 1	KOVAC Marjeta	SLO



Function	Name	NOC Code
A1	PETURSDOTTIR Berglind	UEG
A2	GRATT Johanna	AUT
B1	KALMAR Zsuzsanna	HUN
B2	POSPISILOVA Blanka	CZE
B3	SEILE Nadejda	LAT
B4	MOLEMA - DE JONG Aukje	NED
B5	GOETHBERG Agneta	SWE
B6	O'CALLAGHAN Mairead	IRL
Timer 1	REUTER Martine	LUX
Timer 2	VAN DOOREN Marleen	BEL



Function	Name	NOC Code
A1	ZETTERMAN Marianne	UEG
A2	BASLA Carmen	ITA
B1	HEINO Lisbet	FIN
B2	KUDINOVA Svetlana	BLR
B3	ARNADOTTIR Sandra	ISL
B4	STEFANIDOU Elpida	GRE
B5	GUSTIENE Ruta	LTU
B6	DOBREVA PARVANOV Tzvetana	BUL
Timer	FRAUENKNECHT Christine	SUI



Function	Name	NOC Code
A1	TEREKHINA Raisa	UEG
A2	RODRIGUES Liliana	POR
B1	IOANNOU Maria	CYP
B2	MUALEM BAR-NER Efrat	ISR
B3	VAN DOOREN Marleen	BEL
B4	SAN MARTIN LOPEZ Maria Jose	ESP
B5	REUTER Martine	LUX
B6	PERECINSKA Kvetoslava	SVK
Timer	KALMAR Zsuzsanna	HUN
Line 1	NORDLI Anne Torill	NOR
Line 2	GOETHBERG Agneta	SWE

### Legend:

**Ax** Panel 'A' judges

**Bx** Panel 'B' judges



Vault



Uneven Bars



Beam



Floor

Clermont-Ferrand (FRA) 3 - 6 April 2008

## RESULTS

### Women's Seniors - Apparatus Finals

SUN 6 APR 2008 - 14:00



Rank	Bib	Name	NOC Code	Vault 1	Vault 2	Total
1	462	CHUSOVITINA Oksana	GER	15.600	14.025	14.812
2	494	GIOVANNINI Carlotta	ITA	14.800	14.525	14.662
3	491	BENOLLI Francesca	ITA	14.950	13.975	14.462
4	547	KAESLIN Ariella	SUI	14.475	14.250	14.362
5	536	PAVLOVA Anna	RUS	14.025	14.650	14.337
6	411	MARACHKOUSKAYA N.	BLR	14.725	13.750	14.237
7	472	KORCSMAROS Enikoe	HUN	14.575	13.750	14.162
8	456	DOWNIE Rebecca	GBR	13.425	13.575	13.500



Rank	Bib	Name	NOC Code	Total
1	537	SEMENOVA Ksenia	RUS	15.900
2	531	NISTOR Steliana	ROU	15.800
3	567	ZGOBA Dariya	UKR	15.625
4	458	TWEDDLE Elizabeth	GBR	15.475
5	570	KOVAL Anastasia	UKR	15.425
6	495	PAROLARI Lia	ITA	14.825
7	538	MYASNIKOVA Karina	RUS	14.800
8	456	DOWNIE Rebecca	GBR	14.700



Rank	Bib	Name	NOC Code	Total
1	537	SEMENOVA Ksenia	RUS	15.950
2	532	IZBASA Sandra Raluca	ROU	15.450
2	566	KOZICH Alina	UKR	15.450
4	451	MOREL Pauline	FRA	15.300
5	493	FERRARI Vanessa	ITA	15.175
6	531	NISTOR Steliana	ROU	15.075
6	441	DE SIMONE Lenika	ESP	15.075
8	568	PROSKURINA Maryna	UKR	14.650



Rank	Bib	Name	NOC Code	Total
1	532	IZBASA Sandra Raluca	ROU	15.775
2	458	TWEDDLE Elizabeth	GBR	15.525
3	535	TAMIRJAN A.	ROU	14.975
4	452	PETIT Marine	FRA	14.900
5	536	PAVLOVA Anna	RUS	14.875
6	462	CHUSOVITINA Oksana	GER	14.850
7	455	VERICEL Cassy	FRA	14.775
8	566	KOZICH Alina	UKR	14.700

#### Legend:



Vault



Uneven Bars



Beam



Floor

Clermont-Ferrand (FRA) 3 - 6 April 2008

## RESULTS

REVISED

### Women's Seniors - Apparatus Finals

SUN 6 APR 2008 - 14:00

**I**

Rank	Bib	Name	NOC Code	Vault	A Score	B Score	Pen.	Vault	Total
1	462	CHUSOVITINA Oksana	GER	1	6.30	9.300		15.600	<b>14.812</b>
				2	5.70	8.325		14.025	
2	494	GIOVANNINI Carlotta	ITA	1	5.80	9.000		14.800	<b>14.662</b>
				2	5.50	9.025		14.525	
3	491	BENOLLI Francesca	ITA	1	5.80	9.150		14.950	<b>14.462</b>
				2	5.20	8.775		13.975	
4	547	KAESLIN Ariella	SUI	1	5.30	9.175		14.475	<b>14.362</b>
				2	5.50	8.850	0.1	14.250	
5	536	PAVLOVA Anna	RUS	1	5.80	8.225		14.025	<b>14.337</b>
				2	5.60	9.050		14.650	
6	411	MARACHKOUSKAYA N.	BLR	1	5.50	9.225		14.725	<b>14.237</b>
				2	5.00	8.750		13.750	
7	472	KORCSMAROS Enikoe	HUN	1	5.50	9.075		14.575	<b>14.162</b>
				2	4.60	9.150		13.750	
8	456	DOWNIE Rebecca	GBR	1	5.50	7.925		13.425	<b>13.500</b>
				2	4.80	8.775		13.575	

#### Legend:

**I** Vault



Clermont-Ferrand (FRA) 3 - 6 April 2008

**RESULTS**

**Women's Seniors - Apparatus Finals**

SUN 6 APR 2008 - 14:34



Rank	Bib	Name	NOC Code	A Score	B Score	Pen	Total
1	537	SEMENOVA Ksenia	RUS	7.000	8.900		15.900
2	531	NISTOR Steliana	ROU	7.300	8.500		15.800
3	567	ZGOBA Dariya	UKR	6.900	8.825	0.1	15.625
4	458	TWEDDLE Elizabeth	GBR	6.800	8.675		15.475
5	570	KOVAL Anastasia	UKR	6.700	8.725		15.425
6	495	PAROLARI Lia	ITA	6.700	8.125		14.825
7	538	MYASNIKOVA Karina	RUS	6.200	8.600		14.800
8	456	DOWNIE Rebecca	GBR	6.500	8.500	0.3	14.700

**Legend:**



Uneven Bars

*Clermont-Ferrand (FRA) 3 - 6 April 2008*

## RESULTS

### Women's Seniors - Apparatus Finals

SUN 6 APR 2008 - 15:05



Rank	Bib	Name	NOC Code	A Score	B Score	Pen	Total
1	537	SEMENOVA Ksenia	RUS	6.700	9.250		15.950
2	532	IZBASA Sandra Raluca	ROU	6.500	8.950		15.450
2	566	KOZICH Alina	UKR	6.700	8.750		15.450
4	451	MOREL Pauline	FRA	6.600	8.700		15.300
5	493	FERRARI Vanessa	ITA	6.500	8.675		15.175
6	531	NISTOR Steliana	ROU	6.700	8.375		15.075
6	441	DE SIMONE Lenika	ESP	6.500	8.575		15.075
8	568	PROSKURINA Maryna	UKR	6.300	8.350		14.650

#### Legend:



Beam

*Clermont-Ferrand (FRA) 3 - 6 April 2008*

## RESULTS

### Women's Seniors - Apparatus Finals

SUN 6 APR 2008 - 15:36



Rank	Bib	Name	NOC Code	A Score	B Score	Pen	Total
1	532	IZBASA Sandra Raluca	ROU	6.500	9.275		15.775
2	458	TWEDDLE Elizabeth	GBR	6.400	9.125		15.525
3	535	TAMIRJAN A.	ROU	6.000	9.075	0.1	14.975
4	452	PETIT Marine	FRA	6.100	8.800		14.900
5	536	PAVLOVA Anna	RUS	5.900	8.975		14.875
6	462	CHUSOVITINA Oksana	GER	5.900	8.950		14.850
7	455	VERICEL Cassy	FRA	6.300	8.675	0.2	14.775
8	566	KOZICH Alina	UKR	5.900	8.900	0.1	14.700

#### Legend:

 Floor

Clermont-Ferrand (FRA) 3 - 6 April 2008

## INDIVIDUAL JUDGES SCORES Women's Seniors - Apparatus Finals

SUN 6 APR 2008 - 14:00

**I**

Rank	Bib	Name	NOC Code	V	A Score	B1 ROU	B2 POL	B3 TUR	B4 UKR	B5 FRA	B6 NOR	B Score	Pen.	Vault	Total
1	462	CHUSOVITINA Oksana	GER	1	6.30	9.30	9.30	9.30	9.20	9.30	9.30	9.300		15.600	14.812
				2	5.70	8.40	8.30	8.30	8.40	8.30	8.30	8.325		14.025	
2	494	GIOVANNINI Carlotta	ITA	1	5.80	9.10	9.00	9.00	9.00	9.00	8.90	9.000		14.800	14.662
				2	5.50	9.00	9.20	8.80	8.90	9.20	9.00	9.025		14.525	
3	491	BENOLLI Francesca	ITA	1	5.80	9.20	9.10	9.20	9.20	9.10	9.00	9.150		14.950	14.462
				2	5.20	8.90	8.70	8.80	8.70	9.00	8.70	8.775		13.975	
4	547	KAESLIN Ariella	SUI	1	5.30	9.30	9.30	9.00	9.40	9.00	9.10	9.175		14.475	14.362
				2	5.50	8.80	8.80	8.90	8.80	8.90	9.00	8.850	0.1	14.250	
5	536	PAVLOVA Anna	RUS	1	5.80	8.20	8.20	8.00	8.70	8.40	8.10	8.225		14.025	14.337
				2	5.60	9.10	9.00	8.80	9.30	9.00	9.10	9.050		14.650	
6	411	MARACHKOUSKAYA N.	BLR	1	5.50	9.20	9.30	9.30	9.20	8.90	9.20	9.225		14.725	14.237
				2	5.00	8.90	8.80	8.70	8.90	8.60	8.50	8.750		13.750	
7	472	KORCSMAROS Enikoe	HUN	1	5.50	9.10	9.00	9.20	9.20	9.00	8.80	9.075		14.575	14.162
				2	4.60	9.20	9.20	9.20	9.00	8.80	9.20	9.150		13.750	
8	456	DOWNIE Rebecca	GBR	1	5.50	8.00	7.80	8.00	7.70	8.10	7.90	7.925		13.425	13.500
				2	4.80	8.70	8.70	9.00	8.90	8.50	8.80	8.775		13.575	

### Legend:

**V** Vault number      **A** Difficulty score      **B1 - B6** Panel "B" judges 1 - 6      **Pen** Penalty



Vault

Clermont-Ferrand (FRA) 3 - 6 April 2008

## INDIVIDUAL JUDGES SCORES Women's Seniors - Apparatus Finals

SUN 6 APR 2008 - 14:34



Rank	Bib	Name	NOC Code	A Score	B1 FIN	B2 BLR	B3 ISL	B4 GRE	B5 LTU	B6 BUL	B Score	Pen.	Total
1	537	SEMENOVA Ksenia	RUS	7.00	9.10	9.20	8.80	8.80	8.80	8.90	8.900		15.900
2	531	NISTOR Steliana	ROU	7.30	8.50	8.50	8.60	8.40	8.00	8.70	8.500		15.800
3	567	ZGOBA Dariya	UKR	6.90	8.40	8.90	8.90	8.70	8.90	8.80	8.825	0.1	15.625
4	458	TWEDDLE Elizabeth	GBR	6.80	8.60	8.70	8.00	9.10	8.70	8.70	8.675		15.475
5	570	KOVAL Anastasia	UKR	6.70	8.80	8.70	8.70	8.60	8.70	8.80	8.725		15.425
6	495	PAROLARI Lia	ITA	6.70	8.70	8.00	8.10	8.30	7.90	8.10	8.125		14.825
7	538	MYASNIKOVA Karina	RUS	6.20	8.60	8.60	8.50	8.50	8.70	8.80	8.600		14.800
8	456	DOWNIE Rebecca	GBR	6.50	8.90	8.60	8.30	8.50	8.60	8.30	8.500	0.3	14.700

### Legend:

**A** Difficulty score

**B1 - B6** Panel "B" judges 1 - 6

**Pen** Penalty



Uneven Bars

Clermont-Ferrand (FRA) 3 - 6 April 2008

## INDIVIDUAL JUDGES SCORES Women's Seniors - Apparatus Finals

SUN 6 APR 2008 - 15:05



Rank	Bib	Name	NOC Code	A Score	B1 HUN	B2 CZE	B3 LAT	B4 NED	B5 SWE	B6 IRL	B Score	Pen.	Total
1	537	SEMENOVA Ksenia	RUS	6.70	9.30	9.40	9.30	9.20	9.10	9.20	9.250		<b>15.950</b>
2	532	IZBASA Sandra Raluca	ROU	6.50	9.00	8.80	9.00	8.70	9.00	9.00	8.950		<b>15.450</b>
2	566	KOZICH Alina	UKR	6.70	8.90	8.40	8.70	8.60	8.80	8.90	8.750		<b>15.450</b>
4	451	MOREL Pauline	FRA	6.60	8.40	9.00	8.70	8.70	8.70	8.70	8.700		<b>15.300</b>
5	493	FERRARI Vanessa	ITA	6.50	8.60	8.70	9.00	8.40	8.80	8.60	8.675		<b>15.175</b>
6	531	NISTOR Steliana	ROU	6.70	8.40	8.50	8.50	8.30	8.20	8.30	8.375		<b>15.075</b>
6	441	DE SIMONE Lenika	ESP	6.50	8.80	8.50	8.60	8.20	8.60	8.60	8.575		<b>15.075</b>
8	568	PROSKURINA Maryna	UKR	6.30	8.40	8.40	8.70	8.20	8.30	8.30	8.350		<b>14.650</b>

### Legend:

**A** Difficulty score

**B1 - B6** Panel "B" judges 1 - 6

**Pen** Penalty



Beam

Clermont-Ferrand (FRA) 3 - 6 April 2008

## INDIVIDUAL JUDGES SCORES Women's Seniors - Apparatus Finals

SUN 6 APR 2008 - 15:36



Rank	Bib	Name	NOC Code	A Score	B1 CYP	B2 ISR	B3 BEL	B4 ESP	B5 LUX	B6 SVK	B Score	Pen.	Total
1	532	IZBASA Sandra Raluca	ROU	6.50	9.30	9.30	9.10	9.30	9.20	9.30	9.275		15.775
2	458	TWEDDLE Elizabeth	GBR	6.40	9.20	9.20	8.80	9.10	9.10	9.10	9.125		15.525
3	535	TAMIRJAN A.	ROU	6.00	9.10	9.20	9.10	9.00	9.10	9.00	9.075	0.1	14.975
4	452	PETIT Marine	FRA	6.10	8.70	9.00	8.70	8.90	8.90	8.60	8.800		14.900
5	536	PAVLOVA Anna	RUS	5.90	8.80	9.20	8.80	9.10	8.70	9.20	8.975		14.875
6	462	CHUSOVITINA Oksana	GER	5.90	9.00	8.90	8.70	9.10	8.90	9.00	8.950		14.850
7	455	VERICEL Cassy	FRA	6.30	8.60	8.80	8.40	8.50	8.80	8.80	8.675	0.2	14.775
8	566	KOZICH Alina	UKR	5.90	8.90	9.00	8.50	8.90	9.00	8.80	8.900	0.1	14.700

### Legend:

**A** Difficulty score

**B1 - B6** Panel "B" judges 1 - 6

**Pen** Penalty

 Floor

Clermont-Ferrand (FRA) 3 - 6 April 2008

## JUDGES ASSIGNMENTS Women's Seniors Team Final

SAT 5 APR 2008 - 14:00

### Superior Jury

BRASIER Yvette	UEG	President
UBIA CARNICER Montserrat	UEG	
FAIRBROTHER Lynda	UEG	
MARTINET Sylvie	UEG	Vault Supervisor
SHAI Orna	UEG	Uneven Bars Supervisor
MURTONEN Satu	UEG	Beam Supervisor
LISKAROVA Hana	UEG	Floor Supervisor



Function	Name	NOC Code
A1	HOFFMANN Marie-Paule	LUX
A2	HARDY Brendene	GBR
B1	IOANNOU Maria	CYP
B2	STEFANIDOU Elpida	GRE
B3	KALMAR Zsuzsanna	HUN
B4	GOETHEBERG Agneta	SWE
B5	GUSTIENE Ruta	LTU
B6	NORDLI Anne Torill	NOR
Line 1	RAISANEN Marja	FIN



Function	Name	NOC Code
A1	PETURSDOTTIR Berglind	ISL
A2	GRATT Johanna	AUT
B1	SEILE Nadejda	LAT
B2	PERECINSKA Kvetoslava	SVK
B3	REUTER Martine	LUX
B4	O'CALLAGHAN Mairead	IRL
B5	KOVAC Marjeta	SLO
B6	POSPISILOVA Blanka	CZE
Timer 1	MOLEMA - DE JONG Aukje	NED
Timer 2	DIDILESCU Olga Fanica	ROU



Function	Name	NOC Code
A1	ZETTERMAN Marianne	SWE
A2	BASLA Carmen	ITA
B1	HEINO Lisbet	FIN
B2	VAN DOOREN Marleen	BEL
B3	DOBREVA PARVANOV Tzvetana	BUL
B4	SAN MARTIN LOPEZ Maria Jose	ESP
B5	KURSUNGOZ Suna	TUR
B6	KUDINOVA Svetlana	BLR
Timer	FUNK Inge	GER



Function	Name	NOC Code
A1	TEREKHINA Raisa	RUS
A2	RODRIGUES Liliana	POR
B1	MUALEM BAR-NER Efrat	ISR
B2	BJORNSTAD Ann-Helen	NOR
B3	PALIJAN Anamarija	CRO
B4	URACZ-KOCUR Joanna	POL
B5	ARNADOTTIR Sandra	ISL
B6	FRAUENKNECHT Christine	SUI
Timer	CAYZELLE Dominique	FRA
Line 1	KIRYASHOVA Vera	RUS
Line 2	KOROLENKO Ludmila	UKR

### Legend:

**Ax** Panel 'A' judges

**Bx** Panel 'B' judges



Vault



Uneven Bars



Beam







Floor



Clermont-Ferrand (FRA) 3 - 6 April 2008

## RESULTS Women's Seniors Team Final

SAT 5 APR 2008 - 14:00

Rank	NOC					Total
1	ROU - Romania	44.050 (1) <u>45.075</u> (3)	46.450 (1)	45.950 (1)	<b>181.525</b>	
2	RUS - Russia	44.000 (2) <u>46.075</u> (1)	45.550 (3)	43.850 (4)	<b>179.475</b>	
3	FRA - France	42.375 (7) 44.525 (4) <u>45.200</u> (4)	45.075 (2)	<b>177.175</b>		
4	ITA - Italy	43.700 (3) 43.575 (7) 44.525 (5) <u>43.975</u> (3)	<b>175.775</b>			
5	UKR - Ukraine	<u>42.150</u> (8) 44.250 (5) 45.625 (2) 43.450 (5)	<b>175.475</b>			
6	GBR - Great Britain	43.450 (4) 45.475 (2) <u>42.025</u> (7)	43.100 (6)	<b>174.050</b>		
7	GER - Germany	<u>42.700</u> (5) 44.125 (6) 41.375 (8) 42.650 (7)	<b>170.850</b>			
8	NED - Netherlands	42.650 (6) 41.050 (8) 42.100 (6) <u>41.025</u> (8)	<b>166.825</b>			

**Note:**  
Underlined totals indicate starting apparatus.

### Legend:



Vault



Uneven Bars



Beam







Floor

Clermont-Ferrand (FRA) 3 - 6 April 2008

## RESULTS Women's Seniors Team Final





SAT 5 APR 2008 - 14:00

Rank	Bib	NOC Name					Total	Ind. Ran
<b>1</b>		<b>ROU - Romania</b>						
	531	NISTOR Steliana	14.750	15.700	15.525	15.075	61.050	(1)
	532	IZBASA Sandra Raluca	15.075		15.350	15.750	46.175	(9)
	534	DRAGOI Gabriela	14.225	14.600			28.825	(28)
	535	TAMIRJAN A.		14.775	15.575	15.125	45.475	(11)
		<b>Total</b>	44.050 (1)	<u>45.075</u> (3)	46.450 (1)	45.950 (1)	<b>181.525</b>	
<b>2</b>		<b>RUS - Russia</b>						
	536	PAVLOVA Anna	15.050		14.950	15.150	45.150	(12)
	537	SEMEANOVA Ksenia		16.200	15.275	14.600	46.075	(10)
	538	MYASNIKOVA Karina	14.375	15.350			29.725	(22)
	539	AFANASEVA Ksenia	14.575			14.100	28.675	(29)
	540	KLYUKINA Svetlana		14.525	15.325		29.850	(21)
		<b>Total</b>	44.000 (2)	<u>46.075</u> (1)	45.550 (3)	43.850 (4)	<b>179.475</b>	
<b>3</b>		<b>FRA - France</b>						
	451	MOREL Pauline	13.650	15.200	15.325	15.000	59.175	(3)
	452	PETIT Marine	14.525	14.550	15.200	14.900	59.175	(3)
	453	DUGAIN Laetitia	14.200	14.775	14.675		43.650	(18)
	455	VERICEL Cassy				15.175	15.175	(33)
		<b>Total</b>	42.375 (7)	44.525 (4)	<u>45.200</u> (4)	45.075 (2)	<b>177.175</b>	
<b>4</b>		<b>ITA - Italy</b>						
	491	BENOLLI Francesca	14.225				14.225	(37)
	492	BERGAMELLI Monica			14.550		14.550	(36)
	493	FERRARI Vanessa	14.600	14.950	14.700	15.150	59.400	(2)
	494	GIOVANNINI Carlotta	14.875	13.900		14.225	43.000	(19)
	495	PAROLARI Lia		14.725	15.275	14.600	44.600	(14)
		<b>Total</b>	43.700 (3)	43.575 (7)	44.525 (5)	<u>43.975</u> (3)	<b>175.775</b>	
<b>5</b>		<b>UKR - Ukraine</b>						
	566	KOZICH Alina	14.425		15.275	14.700	44.400	(16)
	567	ZGOBA Dariya		14.900			14.900	(35)
	568	PROSKURINA Maryna	14.325		15.100		29.425	(24)
	569	HOLENKOVA Valentina		14.575		14.325	28.900	(26)
	570	KOVAL Anastasia	13.400	14.775	15.250	14.425	57.850	(5)
		<b>Total</b>	<u>42.150</u> (8)	44.250 (5)	45.625 (2)	43.450 (5)	<b>175.475</b>	

Clermont-Ferrand (FRA) 3 - 6 April 2008

## RESULTS Women's Seniors Team Final

SAT 5 APR 2008 - 14:00

Rank	Bib	NOC Name					Total	Ind. Ran
<b>6</b>		<b>GBR - Great Britain</b>						
	456	DOWNIE Rebecca	14.750	15.375	14.850		44.975	(13)
	457	CLOWES Hannah			14.100	14.375	28.475	(30)
	458	TWEDDLE Elizabeth		16.075			16.075	(32)
	459	JONES Laura	14.075	14.025	13.075	14.225	55.400	(7)
	460	KING Marissa	14.625			14.500	29.125	(25)
		<b>Total</b>	43.450 (4)	45.475 (2)	<u>42.025</u> (7)	43.100 (6)	<b>174.050</b>	
<b>7</b>		<b>GER - Germany</b>						
	461	HINDERMAN M.	14.400	15.125			29.525	(23)
	462	CHUSOVITINA Oksana	14.875		14.750	14.900	44.525	(15)
	463	ABEL Katja	13.425	14.600	13.850	14.450	56.325	(6)
	465	BRUNNER Jenny		14.400	12.775	13.300	40.475	(20)
		<b>Total</b>	<u>42.700</u> (5)	44.125 (6)	41.375 (8)	42.650 (7)	<b>170.850</b>	
<b>8</b>		<b>NED - Netherlands</b>						
	511	HARMES Suzanne	14.125	14.175	12.175	13.400	53.875	(8)
	512	WONG Lichelle	13.700	15.050	14.950		43.700	(17)
	513	TRITTEN Anne		11.825		13.600	25.425	(31)
	514	WEVERS Sanne			14.975		14.975	(34)
	515	VAN DE LEUR Verona	14.825			14.025	28.850	(27)
		<b>Total</b>	42.650 (6)	41.050 (8)	42.100 (6)	<u>41.025</u> (8)	<b>166.825</b>	

**Note:**  
Underlined totals indicate starting apparatus.

### Legend:

Ind. Individual



Vault



Uneven Bars



Beam







































Floor

Clermont-Ferrand (FRA) 3 - 6 April 2008

## INDIVIDUAL JUDGES SCORES

### Women's Seniors Team Final

SAT 5 APR 2008 - 14:00





































Rank	Bib	Name	NOC Code		A Score	B1	B2	B3	B4	B5	B6	B Score	Pen.	Total	Rank by App.
1	531	NISTOR Steliana	ROU		5.80	8.90	8.80	9.20	8.90	9.30	8.70	8.950		14.750	(6)
					7.10	8.60	8.60	8.90	8.70	8.30	8.50	8.600		15.700	(3)
					6.50	9.20	8.90	9.10	9.10	8.80	9.00	9.025		15.525	(2)
					6.00	9.30	9.20	9.00	9.10	8.60	9.00	9.075		15.075	(6)
		<b>Total 61.050</b>													
2	493	FERRARI Vanessa	ITA		5.80	9.00	8.80	8.70	8.90	8.80	8.40	8.800		14.600	(9)
					6.90	8.20	8.00	8.20	7.70	8.00	8.00	8.050		14.950	(9)
					6.50	8.20	8.30	8.20	8.10	8.30	8.00	8.200		14.700	(17)
					6.00	9.20	9.10	9.10	9.20	8.80	9.20	9.150		15.150	(3)
		<b>Total 59.400</b>													
3	451	MOREL Pauline	FRA		5.80	7.90	8.20	8.00	7.80	7.60	7.70	7.850		13.650	(22)
					6.30	9.10	8.90	9.00	8.80	8.70	8.90	8.900		15.200	(6)
					6.60	8.80	8.80	8.60	8.40	8.70	8.80	8.725		15.325	(4)
					5.90	9.10	9.10	9.40	9.10	9.10	9.10	9.100		15.000	(7)
		<b>Total 59.175</b>													
3	452	PETIT Marine	FRA		5.50	9.10	9.00	9.00	9.00	9.20	9.00	9.025		14.525	(11)
					5.80	8.70	8.80	8.80	8.70	8.50	8.90	8.750		14.550	(18)
					6.20	9.00	9.00	9.00	8.90	9.00	9.00	9.000		15.200	(10)
					6.10	8.90	8.70	8.80	9.00	9.00	8.90	8.900	0.1	14.900	(8)
		<b>Total 59.175</b>													
5	570	KOVAL Anastasia	UKR		4.60	9.10	9.00	8.50	8.60	8.90	8.70	8.800		13.400	(24)
					6.80	8.00	7.70	8.00	8.20	7.90	8.00	7.975		14.775	(11)
					6.40	8.70	8.80	9.10	9.00	8.90	8.60	8.850		15.250	(9)
					5.70	9.00	8.80	8.90	8.80	8.60	8.80	8.825	0.1	14.425	(15)
		<b>Total 57.850</b>													
6	463	ABEL Katja	GER		5.50	7.90	8.40	7.90	8.00	7.60	7.90	7.925		13.425	(23)
					6.30	8.40	8.50	8.10	8.20	8.10	8.50	8.300		14.600	(15)
					6.00	7.90	7.80	7.80	7.90	8.00	7.40	7.850		13.850	(21)
					5.60	8.90	8.90	9.10	9.10	8.80	8.90	8.950	0.1	14.450	(14)
		<b>Total 56.325</b>													
7	459	JONES Laura	GBR		5.00	9.10	9.20	9.00	8.90	9.10	9.10	9.075		14.075	(20)
					5.80	8.80	8.30	8.00	8.30	7.90	8.30	8.225		14.025	(22)
					6.10	6.70	7.10	7.10	7.00	6.70	7.10	6.975		13.075	(22)
					5.60	8.80	8.50	8.60	8.80	8.80	8.70	8.725	0.1	14.225	(18)
		<b>Total 55.400</b>													
8	511	HARMES Suzanne	NED		5.50	8.60	8.50	8.70	8.80	8.60	8.60	8.625		14.125	(19)
					6.00	7.80	8.20	8.40	8.40	8.10	8.40	8.275	0.1	14.175	(21)
					4.90	7.10	7.10	7.30	7.40	7.30	7.60	7.275		12.175	(24)
					6.00	7.80	7.40	7.90	7.80	7.50	7.70	7.700	0.3	13.400	(23)
		<b>Total 53.875</b>													
9	532	IZBASA Sandra Raluca	ROU		5.80	9.40	9.40	9.30	9.00	9.30	9.10	9.275		15.075	(1)
															
					6.40	8.80	9.10	8.90	9.10	9.00	8.70	8.950		15.350	(3)
					6.50	9.40	9.20	9.20	9.30	9.20	9.30	9.250		15.750	(1)
		<b>Total 46.175</b>													

Clermont-Ferrand (FRA) 3 - 6 April 2008

## INDIVIDUAL JUDGES SCORES

### Women's Seniors Team Final

SAT 5 APR 2008 - 14:00





































Rank	Bib	Name	NOC Code		A Score	B1	B2	B3	B4	B5	B6	B Score	Pen.	Total	Rank by App.
10	537	SEMENOVA Ksenia	RUS												
					7.20	8.80	8.90	9.20	9.00	8.90	9.30	9.000		16.200	(1)
					6.50	8.90	8.70	8.80	8.70	8.80	8.80	8.775		15.275	(6)
					5.80	9.00	9.00	9.00	8.90	8.70	8.60	8.900	0.1	14.600	(11)
		<b>Total 46.075</b>													
11	535	TAMIRJAN A.	ROU												
					6.00	8.30	9.00	8.80	8.80	8.60	8.90	8.775		14.775	(11)
					6.50	9.00	9.00	9.10	9.20	9.00	9.30	9.075		15.575	(1)
					6.00	9.40	9.20	9.00	9.00	9.10	9.20	9.125		15.125	(5)
		<b>Total 45.475</b>													
12	536	PAVLOVA Anna	RUS		5.80	9.10	9.30	9.30	9.20	9.40	9.20	9.250		15.050	(2)
															
					6.20	8.80	8.70	8.60	8.80	8.70	9.00	8.750		14.950	(13)
					5.90	9.30	9.20	9.40	9.30	9.20	9.10	9.250		15.150	(3)
		<b>Total 45.150</b>													
13	456	DOWNIE Rebecca	GBR		5.80	8.80	9.00	9.00	8.90	9.20	8.90	8.950		14.750	(6)
					6.50	8.90	8.80	9.00	8.80	8.60	9.00	8.875		15.375	(4)
					6.30	8.70	8.70	8.60	8.40	8.40	8.50	8.550		14.850	(15)
															
		<b>Total 44.975</b>													
14	495	PAROLARI Lia	ITA												
					6.70	8.10	8.00	8.00	8.10	7.60	8.00	8.025		14.725	(14)
					6.20	8.90	9.10	9.00	9.20	9.00	9.30	9.075		15.275	(6)
					5.80	8.90	8.90	8.90	8.70	8.40	8.70	8.800		14.600	(11)
		<b>Total 44.600</b>													
15	462	CHUSOVITINA Oksana	GER		5.70	9.10	9.30	9.20	9.20	9.00	9.20	9.175		14.875	(3)
															
					6.00	8.80	8.60	8.70	8.80	8.70	9.00	8.750		14.750	(16)
					5.80	9.00	9.30	9.10	8.90	9.20	9.10	9.100		14.900	(8)
		<b>Total 44.525</b>													
16	566	KOZICH Alina	UKR		5.50	9.00	9.00	9.10	8.80	8.80	8.90	8.925		14.425	(12)
															
					6.40	8.90	8.90	8.60	8.90	8.80	9.10	8.875		15.275	(6)
					5.80	9.10	9.10	8.60	9.00	9.00	8.90	9.000	0.1	14.700	(10)
		<b>Total 44.400</b>													
17	512	WONG Lichelle	NED		5.00	8.70	8.60	8.70	8.70	8.80	8.70	8.700		13.700	(21)
					6.50	8.90	8.30	8.50	8.60	8.30	8.80	8.550		15.050	(8)
					6.20	8.90	8.60	8.90	9.00	8.60	8.40	8.750		14.950	(13)
															
		<b>Total 43.700</b>													
18	453	DUGAIN Laetitia	FRA		5.00	9.10	9.20	9.20	9.10	9.40	9.30	9.200		14.200	(18)
					6.00	8.60	8.80	8.70	8.90	8.80	8.80	8.775		14.775	(11)
					5.90	8.60	8.80	8.70	8.80	8.80	8.80	8.775		14.675	(18)
															
		<b>Total 43.650</b>													

Clermont-Ferrand (FRA) 3 - 6 April 2008

## INDIVIDUAL JUDGES SCORES

### Women's Seniors Team Final

SAT 5 APR 2008 - 14:00





































Rank	Bib	Name	NOC Code		A Score	B1	B2	B3	B4	B5	B6	B Score	Pen.	Total	Rank by App.
19	494	GIOVANNINI Carlotta	ITA		5.80	9.00	9.10	9.10	9.10	9.20	9.00	9.075		14.875	(3)
					6.20	7.40	8.10	8.00	7.50	7.50	7.80	7.700		13.900	(23)
		<b>Total 43.000</b>													
					5.60	8.70	8.70	8.80	8.50	8.50	8.60	8.625		14.225	(18)
20	465	BRUNNER Jenny	GER												
					6.40	7.90	7.80	8.20	8.20	7.90	8.00	8.000		14.400	(20)
		<b>Total 40.475</b>			5.40	7.40	7.40	7.50	7.20	6.90	7.70	7.375		12.775	(23)
					5.50	8.20	8.10	7.80	7.80	7.90	7.50	7.900	0.1	13.300	(24)
21	540	KLYUKINA Svetlana	RUS												
					6.00	8.40	8.50	8.80	8.50	8.30	8.70	8.525		14.525	(19)
		<b>Total 29.850</b>			6.40	9.00	8.90	8.90	9.00	8.80	8.90	8.925		15.325	(4)
															
22	538	MYASNIKOVA Karina	RUS		5.50	8.80	9.00	9.00	8.70	9.20	8.60	8.875		14.375	(14)
					6.50	8.80	9.00	8.90	8.70	8.60	9.10	8.850		15.350	(5)
		<b>Total 29.725</b>													
															
23	461	HINDERMAN M.	GER		5.50	8.80	9.20	9.00	8.90	8.70	8.90	8.900		14.400	(13)
					7.20	7.80	8.00	7.80	8.20	7.70	8.10	7.925		15.125	(7)
		<b>Total 29.525</b>													
															
24	568	PROSKURINA Maryna	UKR		5.50	8.80	8.80	8.90	8.70	8.90	8.80	8.825		14.325	(15)
															
		<b>Total 29.425</b>			6.20	9.00	8.80	8.70	9.10	8.70	9.10	8.900		15.100	(11)
															
25	460	KING Marissa	GBR		5.70	9.00	8.80	8.90	8.80	9.00	9.00	8.925		14.625	(8)
															
		<b>Total 29.125</b>													
					5.80	8.80	8.60	8.80	8.60	8.70	8.70	8.700		14.500	(13)
26	569	HOLENKOVA Valentina	UKR												
					6.30	8.20	8.40	7.80	8.30	8.30	8.30	8.275		14.575	(17)
		<b>Total 28.900</b>													
					5.60	9.00	9.00	8.90	8.90	8.90	8.70	8.925	0.2	14.325	(17)
27	515	VAN DE LEUR Verona	NED		5.80	9.10	9.00	9.00	9.10	8.80	9.00	9.025		14.825	(5)
															
		<b>Total 28.850</b>													
					5.70	8.40	8.40	8.50	8.40	8.30	8.50	8.425	0.1	14.025	(21)

Clermont-Ferrand (FRA) 3 - 6 April 2008

## INDIVIDUAL JUDGES SCORES

### Women's Seniors Team Final

SAT 5 APR 2008 - 14:00





Rank	Bib	Name	NOC Code		A Score	B1	B2	B3	B4	B5	B6	B Score	Pen.	Total	Rank by App.
28	534	DRAGOI Gabriela	ROU		5.50	8.80	8.90	8.80	8.70	8.40	8.60	8.725		14.225	(16)
					6.10	8.50	8.50	9.00	8.40	8.30	8.60	8.500		14.600	(15)
		<b>Total 28.825</b>													
															
29	539	AFANASEVA Ksenia	RUS		5.80	9.10	8.80	8.90	8.60	8.80	8.60	8.775		14.575	(10)
															
		<b>Total 28.675</b>													
					5.90	8.30	8.30	8.00	8.20	8.00	8.40	8.200		14.100	(20)
30	457	CLOWES Hannah	GBR												
															
		<b>Total 28.475</b>			6.30	7.90	7.60	7.40	8.10	7.90	7.80	7.800		14.100	(20)
					5.60	8.90	9.00	8.70	8.90	8.50	8.60	8.775		14.375	(16)
31	513	TRITTEN Anne	NED		4.40	7.70	7.40	7.30	7.40	7.40	7.50	7.425		11.825	(24)
															
		<b>Total 25.425</b>													
					5.50	8.30	8.20	8.10	8.20	8.10	8.30	8.200	0.1	13.600	(22)
32	458	TWEDDLE Elizabeth	GBR		6.90	9.10	9.20	9.30	9.20	9.00	9.20	9.175		16.075	(2)
															
		<b>Total 16.075</b>													
															
33	455	VERICEL Cassy	FRA												
															
		<b>Total 15.175</b>			6.30	9.10	9.10	8.60	9.10	8.60	9.10	8.975	0.1	15.175	(2)
															
34	514	WEVERS Sanne	NED												
															
		<b>Total 14.975</b>			6.20	8.70	8.80	8.70	8.90	8.70	9.20	8.775		14.975	(12)
															
35	567	ZGOBA Dariya	UKR		6.90	8.00	8.00	8.30	8.10	7.90	8.40	8.100	0.1	14.900	(10)
															
		<b>Total 14.900</b>													
															
36	492	BERGAMELLI Monica	ITA												
															
		<b>Total 14.550</b>			5.60	9.10	8.80	8.80	9.00	8.90	9.20	8.950		14.550	(19)
															

Clermont-Ferrand (FRA) 3 - 6 April 2008

## INDIVIDUAL JUDGES SCORES

### Women's Seniors Team Final

SAT 5 APR 2008 - 14:00

Rank	Bib	Name	NOC Code		A Score	B1	B2	B3	B4	B5	B6	B Score	Pen.	Total	Rank by App.
37	491	BENOLLI Francesca	ITA		5.80	8.30	8.40	8.40	8.60	8.50	8.40	8.425		14.225	(16)
		<b>Total 14.225</b>													
															
															

#### Legend:

**A** Difficulty score

**App.** Apparatus

**B1 - B6** Panel "B" judges 1 - 6

**B** Panel "B"

**Pen** Penalty

 Vault

 Uneven Bars

 Beam

 Floor



Clermont-Ferrand (FRA) 3 - 6 April 2008

## INDIVIDUAL JUDGES SCORES

### Women's Seniors Team Final

SAT 5 APR 2008 - 14:00



Rank	Bib	Name	NOC Code	A Score	B1 CYP	B2 GRE	B3 HUN	B4 SWE	B5 LTU	B6 NOR	B Score	Pen.	Total
1	532	IZBASA Sandra Raluca	ROU	5.80	9.40	9.40	9.30	9.00	9.30	9.10	9.275		15.075
2	536	PAVLOVA Anna	RUS	5.80	9.10	9.30	9.30	9.20	9.40	9.20	9.250		15.050
3	462	CHUSOVITINA Oksana	GER	5.70	9.10	9.30	9.20	9.20	9.00	9.20	9.175		14.875
3	494	GIOVANNINI Carlotta	ITA	5.80	9.00	9.10	9.10	9.10	9.20	9.00	9.075		14.875
5	515	VAN DE LEUR Verona	NED	5.80	9.10	9.00	9.00	9.10	8.80	9.00	9.025		14.825
6	456	DOWNIE Rebecca	GBR	5.80	8.80	9.00	9.00	8.90	9.20	8.90	8.950		14.750
6	531	NISTOR Steliana	ROU	5.80	8.90	8.80	9.20	8.90	9.30	8.70	8.950		14.750
8	460	KING Marissa	GBR	5.70	9.00	8.80	8.90	8.80	9.00	9.00	8.925		14.625
9	493	FERRARI Vanessa	ITA	5.80	9.00	8.80	8.70	8.90	8.80	8.40	8.800		14.600
10	539	AFANASEVA Ksenia	RUS	5.80	9.10	8.80	8.90	8.60	8.80	8.60	8.775		14.575
11	452	PETIT Marine	FRA	5.50	9.10	9.00	9.00	9.00	9.20	9.00	9.025		14.525
12	566	KOZICH Alina	UKR	5.50	9.00	9.00	9.10	8.80	8.80	8.90	8.925		14.425
13	461	HINDERMANN M.	GER	5.50	8.80	9.20	9.00	8.90	8.70	8.90	8.900		14.400
14	538	MYASNIKOVA Karina	RUS	5.50	8.80	9.00	9.00	8.70	9.20	8.60	8.875		14.375
15	568	PROSKURINA Maryna	UKR	5.50	8.80	8.80	8.90	8.70	8.90	8.80	8.825		14.325
16	491	BENOLLI Francesca	ITA	5.80	8.30	8.40	8.40	8.60	8.50	8.40	8.425		14.225
16	534	DRAGOI Gabriela	ROU	5.50	8.80	8.90	8.80	8.70	8.40	8.60	8.725		14.225
18	453	DUGAIN Laetitia	FRA	5.00	9.10	9.20	9.20	9.10	9.40	9.30	9.200		14.200
19	511	HARMES Suzanne	NED	5.50	8.60	8.50	8.70	8.80	8.60	8.60	8.625		14.125
20	459	JONES Laura	GBR	5.00	9.10	9.20	9.00	8.90	9.10	9.10	9.075		14.075
21	512	WONG Lichelle	NED	5.00	8.70	8.60	8.70	8.70	8.80	8.70	8.700		13.700
22	451	MOREL Pauline	FRA	5.80	7.90	8.20	8.00	7.80	7.60	7.70	7.850		13.650
23	463	ABEL Katja	GER	5.50	7.90	8.40	7.90	8.00	7.60	7.90	7.925		13.425
24	570	KOVAL Anastasia	UKR	4.60	9.10	9.00	8.50	8.60	8.90	8.70	8.800		13.400

#### Legend:

**A** Difficulty score

**B1 - B6** Panel "B" judges 1 - 6

**Pen** Penalty



Vault

Clermont-Ferrand (FRA) 3 - 6 April 2008

## INDIVIDUAL JUDGES SCORES

### Women's Seniors Team Final

SAT 5 APR 2008 - 14:00



Rank	Bib	Name	NOC Code	A Score	B1 FIN	B2 BEL	B3 BUL	B4 ESP	B5 TUR	B6 BLR	B Score	Pen.	Total
1	537	SEменова Ksenia	RUS	7.20	8.80	8.90	9.20	9.00	8.90	9.30	9.000		16.200
2	458	TWEDDLE Elizabeth	GBR	6.90	9.10	9.20	9.30	9.20	9.00	9.20	9.175		16.075
3	531	NISTOR Steliana	ROU	7.10	8.60	8.60	8.90	8.70	8.30	8.50	8.600		15.700
4	456	DOWDIE Rebecca	GBR	6.50	8.90	8.80	9.00	8.80	8.60	9.00	8.875		15.375
5	538	MYASNIKOVA Karina	RUS	6.50	8.80	9.00	8.90	8.70	8.60	9.10	8.850		15.350
6	451	MOREL Pauline	FRA	6.30	9.10	8.90	9.00	8.80	8.70	8.90	8.900		15.200
7	461	HINDERMAN M.	GER	7.20	7.80	8.00	7.80	8.20	7.70	8.10	7.925		15.125
8	512	WONG Lichelle	NED	6.50	8.90	8.30	8.50	8.60	8.30	8.80	8.550		15.050
9	493	FERRARI Vanessa	ITA	6.90	8.20	8.00	8.20	7.70	8.00	8.00	8.050		14.950
10	567	ZGOBA Dariya	UKR	6.90	8.00	8.00	8.30	8.10	7.90	8.40	8.100	0.1	14.900
11	453	DUGAIN Laetitia	FRA	6.00	8.60	8.80	8.70	8.90	8.80	8.80	8.775		14.775
11	535	TAMIRJAN A.	ROU	6.00	8.30	9.00	8.80	8.80	8.60	8.90	8.775		14.775
11	570	KOVAL Anastasia	UKR	6.80	8.00	7.70	8.00	8.20	7.90	8.00	7.975		14.775
14	495	PAROLARI Lia	ITA	6.70	8.10	8.00	8.00	8.10	7.60	8.00	8.025		14.725
15	463	ABEL Katja	GER	6.30	8.40	8.50	8.10	8.20	8.10	8.50	8.300		14.600
15	534	DRAGOI Gabriela	ROU	6.10	8.50	8.50	9.00	8.40	8.30	8.60	8.500		14.600
17	569	HOLENKOVA Valentina	UKR	6.30	8.20	8.40	7.80	8.30	8.30	8.30	8.275		14.575
18	452	PETIT Marine	FRA	5.80	8.70	8.80	8.80	8.70	8.50	8.90	8.750		14.550
19	540	KLYUKINA Svetlana	RUS	6.00	8.40	8.50	8.80	8.50	8.30	8.70	8.525		14.525
20	465	BRUNNER Jenny	GER	6.40	7.90	7.80	8.20	8.20	7.90	8.00	8.000		14.400
21	511	HARMES Suzanne	NED	6.00	7.80	8.20	8.40	8.40	8.10	8.40	8.275	0.1	14.175
22	459	JONES Laura	GBR	5.80	8.80	8.30	8.00	8.30	7.90	8.30	8.225		14.025
23	494	GIOVANNINI Carlotta	ITA	6.20	7.40	8.10	8.00	7.50	7.50	7.80	7.700		13.900
24	513	TRITTEN Anne	NED	4.40	7.70	7.40	7.30	7.40	7.40	7.50	7.425		11.825

#### Legend:

**A** Difficulty score      **B1 - B6** Panel "B" judges 1 - 6      **Pen** Penalty



Uneven Bars

Clermont-Ferrand (FRA) 3 - 6 April 2008

## INDIVIDUAL JUDGES SCORES

### Women's Seniors Team Final

SAT 5 APR 2008 - 14:00



Rank	Bib	Name	NOC Code	A Score	B1 LAT	B2 SVK	B3 LUX	B4 IRL	B5 SLO	B6 CZE	B Score	Pen.	Total
1	535	TAMIRJAN A.	ROU	6.50	9.00	9.00	9.10	9.20	9.00	9.30	9.075		15.575
2	531	NISTOR Steliana	ROU	6.50	9.20	8.90	9.10	9.10	8.80	9.00	9.025		15.525
3	532	IZBASA Sandra Raluca	ROU	6.40	8.80	9.10	8.90	9.10	9.00	8.70	8.950		15.350
4	451	MOREL Pauline	FRA	6.60	8.80	8.80	8.60	8.40	8.70	8.80	8.725		15.325
4	540	KLYUKINA Svetlana	RUS	6.40	9.00	8.90	8.90	9.00	8.80	8.90	8.925		15.325
6	495	PAROLARI Lia	ITA	6.20	8.90	9.10	9.00	9.20	9.00	9.30	9.075		15.275
6	537	SEMENOVA Ksenia	RUS	6.50	8.90	8.70	8.80	8.70	8.80	8.80	8.775		15.275
6	566	KOZICH Alina	UKR	6.40	8.90	8.90	8.60	8.90	8.80	9.10	8.875		15.275
9	570	KOVAL Anastasia	UKR	6.40	8.70	8.80	9.10	9.00	8.90	8.60	8.850		15.250
10	452	PETIT Marine	FRA	6.20	9.00	9.00	9.00	8.90	9.00	9.00	9.000		15.200
11	568	PROSKURINA Maryna	UKR	6.20	9.00	8.80	8.70	9.10	8.70	9.10	8.900		15.100
12	514	WEVERS Sanne	NED	6.20	8.70	8.80	8.70	8.90	8.70	9.20	8.775		14.975
13	512	WONG Lichelle	NED	6.20	8.90	8.60	8.90	9.00	8.60	8.40	8.750		14.950
13	536	PAVLOVA Anna	RUS	6.20	8.80	8.70	8.60	8.80	8.70	9.00	8.750		14.950
15	456	DOWNIE Rebecca	GBR	6.30	8.70	8.70	8.60	8.40	8.40	8.50	8.550		14.850
16	462	CHUSOVITINA Oksana	GER	6.00	8.80	8.60	8.70	8.80	8.70	9.00	8.750		14.750
17	493	FERRARI Vanessa	ITA	6.50	8.20	8.30	8.20	8.10	8.30	8.00	8.200		14.700
18	453	DUGAIN Laetitia	FRA	5.90	8.60	8.80	8.70	8.80	8.80	8.80	8.775		14.675
19	492	BERGAMELLI Monica	ITA	5.60	9.10	8.80	8.80	9.00	8.90	9.20	8.950		14.550
20	457	CLOWES Hannah	GBR	6.30	7.90	7.60	7.40	8.10	7.90	7.80	7.800		14.100
21	463	ABEL Katja	GER	6.00	7.90	7.80	7.80	7.90	8.00	7.40	7.850		13.850
22	459	JONES Laura	GBR	6.10	6.70	7.10	7.10	7.00	6.70	7.10	6.975		13.075
23	465	BRUNNER Jenny	GER	5.40	7.40	7.40	7.50	7.20	6.90	7.70	7.375		12.775
24	511	HARMES Suzanne	NED	4.90	7.10	7.10	7.30	7.40	7.30	7.60	7.275		12.175

#### Legend:

**A** Difficulty score

**B1 - B6** Panel "B" judges 1 - 6

**Pen** Penalty



Beam

Clermont-Ferrand (FRA) 3 - 6 April 2008

## INDIVIDUAL JUDGES SCORES

### Women's Seniors Team Final

SAT 5 APR 2008 - 14:00



Rank	Bib	Name	NOC Code	A Score	B1 ISR	B2 NOR	B3 CRO	B4 POL	B5 ISL	B6 SUI	B Score	Pen.	Total
1	532	IZBASA Sandra Raluca	ROU	6.50	9.40	9.20	9.20	9.30	9.20	9.30	9.250		15.750
2	455	VERICEL Cassy	FRA	6.30	9.10	9.10	8.60	9.10	8.60	9.10	8.975	0.1	15.175
3	493	FERRARI Vanessa	ITA	6.00	9.20	9.10	9.10	9.20	8.80	9.20	9.150		15.150
3	536	PAVLOVA Anna	RUS	5.90	9.30	9.20	9.40	9.30	9.20	9.10	9.250		15.150
5	535	TAMIRJAN A.	ROU	6.00	9.40	9.20	9.00	9.00	9.10	9.20	9.125		15.125
6	531	NISTOR Steliana	ROU	6.00	9.30	9.20	9.00	9.10	8.60	9.00	9.075		15.075
7	451	MOREL Pauline	FRA	5.90	9.10	9.10	9.40	9.10	9.10	9.10	9.100		15.000
8	452	PETIT Marine	FRA	6.10	8.90	8.70	8.80	9.00	9.00	8.90	8.900	0.1	14.900
8	462	CHUSOVITINA Oksana	GER	5.80	9.00	9.30	9.10	8.90	9.20	9.10	9.100		14.900
10	566	KOZICH Alina	UKR	5.80	9.10	9.10	8.60	9.00	9.00	8.90	9.000	0.1	14.700
11	495	PAROLARI Lia	ITA	5.80	8.90	8.90	8.90	8.70	8.40	8.70	8.800		14.600
11	537	SEMENOVA Ksenia	RUS	5.80	9.00	9.00	9.00	8.90	8.70	8.60	8.900	0.1	14.600
13	460	KING Marissa	GBR	5.80	8.80	8.60	8.80	8.60	8.70	8.70	8.700		14.500
14	463	ABEL Katja	GER	5.60	8.90	8.90	9.10	9.10	8.80	8.90	8.950	0.1	14.450
15	570	KOVAL Anastasia	UKR	5.70	9.00	8.80	8.90	8.80	8.60	8.80	8.825	0.1	14.425
16	457	CLOWES Hannah	GBR	5.60	8.90	9.00	8.70	8.90	8.50	8.60	8.775		14.375
17	569	HOLENKOVA Valentina	UKR	5.60	9.00	9.00	8.90	8.90	8.90	8.70	8.925	0.2	14.325
18	459	JONES Laura	GBR	5.60	8.80	8.50	8.60	8.80	8.80	8.70	8.725	0.1	14.225
18	494	GIOVANNINI Carlotta	ITA	5.60	8.70	8.70	8.80	8.50	8.50	8.60	8.625		14.225
20	539	AFANASEVA Ksenia	RUS	5.90	8.30	8.30	8.00	8.20	8.00	8.40	8.200		14.100
21	515	VAN DE LEUR Verona	NED	5.70	8.40	8.40	8.50	8.40	8.30	8.50	8.425	0.1	14.025
22	513	TRITTEN Anne	NED	5.50	8.30	8.20	8.10	8.20	8.10	8.30	8.200	0.1	13.600
23	511	HARMES Suzanne	NED	6.00	7.80	7.40	7.90	7.80	7.50	7.70	7.700	0.3	13.400
24	465	BRUNNER Jenny	GER	5.50	8.20	8.10	7.80	7.80	7.90	7.50	7.900	0.1	13.300

#### Legend:

A Difficulty score

B1 - B6 Panel "B" judges 1 - 6

Pen Penalty



Floor