

JEUX OLYMPIQUES SYDNEY 2000

SYDNEY 2000 OLYMPIC GAMES

Hommes

Men

Compétition I: Concours par Equipe

Competition I: Team competition

CLASSEMENT FINAL

FINAL RESULTS

2000 Olympic Games Qualification Men's Teams			FX	PH	SR	VT	PB	HB	Total
1	RUSSIA	RUS	38.187	38.374	38.312	38.649	37.662	38.949	230.133
			2	6	2	1	9	1	
1	NEMOV Alexei	RUS	9.800	9.787	9.600	9.712	9.675	9.787	58.361
3	BONDARENKO Alexey	RUS	9.475	9.712	9.600	9.750	9.525	9.750	57.812
24	ALECHINE Maxim	RUS	9.287	9.100	9.575	9.575	8.950	9.787	56.274
25	PODGORNYI Evgueni	RUS	9.625	9.125	9.462	9.387	9.512	9.162	56.273
56	KRIOUKOV Nikolai	RUS		9.750	9.537	9.612	8.812	9.625	47.336
96	DREVINE Dmitri	RUS	9.225						9.225
2	CHINA	CHN	38.424	38.774	38.175	37.649	38.562	38.412	229.996
			1	2	6	7	2	6	
5	YANG Wei	CHN	9.612	9.687	9.650	9.675	9.225	9.600	57.449
8	ZHENG Lihui	CHN	9.587	9.675	9.575	9.512	9.550	9.412	57.311
54	LI Xiaopeng	CHN	9.725		9.600	9.225	9.762	9.650	47.962
55	XING Aowei	CHN	9.500	9.725		9.237	9.575	9.537	47.574
68	HUANG Xu	CHN		9.687	9.012		9.675	9.625	37.999
70	XIAO Junfeng	CHN	9.475	9.675	9.350	9.212			37.712
3	UKRAINE	UKR	37.636	38.824	38.187	38.336	37.899	38.774	229.656
			5	1	5	4	6	3	
2	BERESH Oleksandr	UKR	9.612	9.775	9.550	9.675	9.650	9.787	58.049
9	SVITLYCHNYY Oleksandr	UKR	9.225	9.712	9.562	9.512	9.575	9.700	57.286
32	ZOZULYA Roman	UKR	8.687	9.637	9.650	9.562	8.800	9.587	55.923
59	GONCHAROV Valeriy	UKR		9.550	9.337	9.537	9.162	9.025	46.611
67	PERESHKURA Valeriy	UKR	9.462			9.562	9.512	9.700	38.236
87	MYEZYENTSEV Ruslan	UKR	9.337	9.700	9.425				28.462

2000 Olympic Games Qualification Men's Teams			FX	PH	SR	VT	PB	HB	Total
4	UNITED STATES	USA	37.662	38.024	38.211	38.500	38.175	38.636	229.208
			4	10	4	2	5	5	
6	HAMM Paul	USA	9.475	9.562	9.512	9.700	9.575	9.612	57.436
14	WILSON Blaine	USA	9.025	9.462	9.612	9.800	9.312	9.650	56.861
36	McCAIN Stephen	USA	9.225	8.850	9.462	8.987	9.500	9.662	55.686
57	HAMM Morgan	USA	9.612	9.400	9.425	9.350	9.475		47.262
65	TOWNSEND Sean	USA	9.350			9.650	9.625	9.712	38.337
88	ROETHLISBERGER John	USA		9.600	9.625			9.187	28.412
5	JAPAN	JPN	37.112	38.411	38.374	38.498	36.999	38.687	228.081
			7	5	1	3	12	4	
10	TSUKAHARA Naoya	JPN	9.162	9.637	9.625	9.612	9.200	9.750	56.986
18	FUJITA Kenichi	JPN	9.425	9.587	9.487	9.662	8.812	9.587	56.560
20	SAITO Yoshihiro	JPN	9.150	9.525	9.575	9.562	8.975	9.700	56.487
58	HARADA Mutsumi	JPN	9.175	9.450	9.487		9.262	9.600	46.974
66	KASAMATSU Akihiro	JPN	9.350	9.662		9.662		9.637	38.311
86	IWAI Norimasa	JPN			9.687	9.450	9.562		28.699
6	ROMANIA	ROU	37.324	38.586	37.874	38.211	38.274	37.411	227.680
			6	3	9	6	4	11	
7	DRAGULESCU Marian	ROU	9.700	9.500	9.575	9.637	9.625	9.312	57.349
15	SUCIU Ioan	ROU	9.437	9.712	9.425	9.350	9.612	9.237	56.773
19	ORZATA Rares	ROU	9.337	9.500	9.637	9.637	9.162	9.287	56.560
33	PESCARU Florentin	ROU	8.850	9.562	9.237	9.587	9.375	9.212	55.823
82	URZICA Marius	ROU	-	9.812	-	-	9.662	9.575	29.049
7	SOUTH KOREA	KOR	36.487	38.562	37.574	38.262	38.825	37.636	227.346
			9	4	10	5	1	9	
13	CHO Seong-Min	KOR	9.350	9.675	9.512	9.700	9.675	9.025	56.937
17	JUNG Jin-Soo	KOR	8.850	9.500	9.512	9.650	9.775	9.287	56.574
31	LEE Joo-Hyung	KOR	8.712	9.650	9.050	9.012	9.800	9.762	55.986
48	KIM Dong-Hwa	KOR	8.112	9.300	8.187	9.225	9.250	9.050	53.124
83	LEE Jang-Hyung	KOR		9.737			9.575	9.537	28.849
85	YEO Hong-Chul	KOR	9.575		9.500	9.687			28.762
8	BELARUS	BLR	37.799	37.999	38.161	37.137	37.823	38.336	227.255
			3	11	7	9	7	7	
11	IVANKOV Ivan	BLR	8.925	9.625	9.675	9.350	9.662	9.712	56.949
16	SINKEVICH Aleksei	BLR	9.462	9.587	9.462	9.312	9.287	9.512	56.622
22	PAVLOVSKY Ivan	BLR	9.350	9.325	9.337	9.350	9.462	9.550	56.374
69	SHOSTAK Aleksandr	BLR		9.462	9.537		9.412	9.562	37.973
73	RUDNITSKY Vitaly	BLR	9.525		9.487	9.125	9.262		37.399
75	KRUZHILOV Aleksandr	BLR	9.462	9.237		9.025		9.500	37.224

2000 Olympic Games Qualification Men's Teams			FX	PH	SR	VT	PB	HB	Total
9	FRANCE	FRA	35.949	38.162	37.524	36.624	38.424	38.786	225.469
			12	8	11	12	3	2	
21	KARBANENKO Dimitri	FRA	9.600	9.050	9.300	9.275	9.537	9.662	56.424
23	CUCHERAT Yann	FRA	8.512	9.550	9.537	9.312	9.712	9.700	56.323
27	VARONIAN Benjamin	FRA	9.287	9.100	9.525	8.987	9.525	9.737	56.161
63	MAREE Florent	FRA	8.550		9.162	9.050	9.650	7.675	44.087
84	CASIMIR Eric	FRA		9.725			9.425	9.687	28.837
93	POUJADE Eric	FRA		9.787					9.787
10	GERMANY	GER	36.098	38.250	38.212	36.999	37.662	38.061	225.282
			10	7	3	11	8	8	
29	NONIN Dimitrij	GER	8.900	9.500	9.550	8.975	9.437	9.687	56.049
30	WECKER Andreas	GER	8.962	9.675	9.250	8.912	9.550	9.662	56.011
60	NIKIFEROW Jan-Peter	GER	8.962	9.700		9.625	8.975	9.325	46.587
61	PFEIFER Sergej	GER	9.137	9.200	9.600		9.600	9.012	46.549
74	TOBA Marius	GER		9.375	9.700	9.187	9.075		37.337
77	TSCHERNITSCHKEK Rene	GER	9.037		9.362	9.212		9.387	36.998
11	SPAIN	ESP	36.787	38.161	37.936	37.549	37.062	37.399	224.894
			8	9	8	8	11	12	
34	CANO Victor	ESP	8.725	9.737	9.337	9.037	9.412	9.500	55.748
37	CORTES Omar	ESP	8.237	9.125	9.537	9.350	9.300	9.512	55.061
39	BARRENECHEA Alejandro	ESP	9.225	8.912	9.562	9.212	8.750	9.250	54.911
43	COFINO Saul	ESP	9.462	9.637	9.175	9.275	7.600	9.137	54.286
71	VIVO Andreu	ESP		9.662	9.500		9.600	8.850	37.612
90	DEFERR Gervasio	ESP	9.375			9.712			19.087
12	BULGARIA	BUL	36.074	36.674	36.999	37.024	37.473	37.486	221.730
			11	12	12	10	10	10	
4	IOVTCHEV Iordan	BUL	9.650	9.587	9.775	9.350	9.612	9.625	57.599
38	LOUNTCHIEV Dimitar	BUL	9.012	8.725	9.075	9.337	9.312	9.487	54.948
62	YORDANOV Deyan	BUL	8.200	9.237		8.950	9.237	8.650	44.274
64	VETZEV Vassil	BUL	8.325	8.875	8.325		9.150	8.687	43.362
76	IVANOV Christian	BUL			9.312	8.900	9.312	9.687	37.211
79	STEFANOV Mladen	BUL	9.087	8.975	8.837	9.387			36.286

JEUX OLYMPIQUES SYDNEY 2000

SYDNEY 2000 OLYMPIC GAMES

Hommes

Men

Compétition I: Concours par Equipe

Competition I: Team competition

CLASSEMENT FINAL

FINAL RESULTS

2000 Olympic Games Qualification Men's Teams			FX	PH	SR	VT	PB	HB	Total
1	RUSSIA	RUS	38.187	38.374	38.312	38.649	37.662	38.949	230.133
			2	6	2	1	9	1	
1	NEMOV Alexei	RUS	9.800	9.787	9.600	9.712	9.675	9.787	58.361
3	BONDARENKO Alexey	RUS	9.475	9.712	9.600	9.750	9.525	9.750	57.812
24	ALECHINE Maxim	RUS	9.287	9.100	9.575	9.575	8.950	9.787	56.274
25	PODGORNYI Evgueni	RUS	9.625	9.125	9.462	9.387	9.512	9.162	56.273
56	KRIOUKOV Nikolai	RUS		9.750	9.537	9.612	8.812	9.625	47.336
96	DREVINE Dmitri	RUS	9.225						9.225
2	CHINA	CHN	38.424	38.774	38.175	37.649	38.562	38.412	229.996
			1	2	6	7	2	6	
5	YANG Wei	CHN	9.612	9.687	9.650	9.675	9.225	9.600	57.449
8	ZHENG Lihui	CHN	9.587	9.675	9.575	9.512	9.550	9.412	57.311
54	LI Xiaopeng	CHN	9.725		9.600	9.225	9.762	9.650	47.962
55	XING Aowei	CHN	9.500	9.725		9.237	9.575	9.537	47.574
68	HUANG Xu	CHN		9.687	9.012		9.675	9.625	37.999
70	XIAO Junfeng	CHN	9.475	9.675	9.350	9.212			37.712
3	UKRAINE	UKR	37.636	38.824	38.187	38.336	37.899	38.774	229.656
			5	1	5	4	6	3	
2	BERESH Oleksandr	UKR	9.612	9.775	9.550	9.675	9.650	9.787	58.049
9	SVITLYCHNYY Oleksandr	UKR	9.225	9.712	9.562	9.512	9.575	9.700	57.286
32	ZOZULYA Roman	UKR	8.687	9.637	9.650	9.562	8.800	9.587	55.923
59	GONCHAROV Valeriy	UKR		9.550	9.337	9.537	9.162	9.025	46.611
67	PERESHKURA Valeriy	UKR	9.462			9.562	9.512	9.700	38.236
87	MYEZYENTSEV Ruslan	UKR	9.337	9.700	9.425				28.462

2000 Olympic Games Qualification Men's Teams			FX	PH	SR	VT	PB	HB	Total
4	UNITED STATES	USA	37.662	38.024	38.211	38.500	38.175	38.636	229.208
			4	10	4	2	5	5	
6	HAMM Paul	USA	9.475	9.562	9.512	9.700	9.575	9.612	57.436
14	WILSON Blaine	USA	9.025	9.462	9.612	9.800	9.312	9.650	56.861
36	McCAIN Stephen	USA	9.225	8.850	9.462	8.987	9.500	9.662	55.686
57	HAMM Morgan	USA	9.612	9.400	9.425	9.350	9.475		47.262
65	TOWNSEND Sean	USA	9.350			9.650	9.625	9.712	38.337
88	ROETHLISBERGER John	USA		9.600	9.625			9.187	28.412
5	JAPAN	JPN	37.112	38.411	38.374	38.498	36.999	38.687	228.081
			7	5	1	3	12	4	
10	TSUKAHARA Naoya	JPN	9.162	9.637	9.625	9.612	9.200	9.750	56.986
18	FUJITA Kenichi	JPN	9.425	9.587	9.487	9.662	8.812	9.587	56.560
20	SAITO Yoshihiro	JPN	9.150	9.525	9.575	9.562	8.975	9.700	56.487
58	HARADA Mutsumi	JPN	9.175	9.450	9.487		9.262	9.600	46.974
66	KASAMATSU Akihiro	JPN	9.350	9.662		9.662		9.637	38.311
86	IWAI Norimasa	JPN			9.687	9.450	9.562		28.699
6	ROMANIA	ROU	37.324	38.586	37.874	38.211	38.274	37.411	227.680
			6	3	9	6	4	11	
7	DRAGULESCU Marian	ROU	9.700	9.500	9.575	9.637	9.625	9.312	57.349
15	SUCIU Ioan	ROU	9.437	9.712	9.425	9.350	9.612	9.237	56.773
19	ORZATA Rares	ROU	9.337	9.500	9.637	9.637	9.162	9.287	56.560
33	PESCARU Florentin	ROU	8.850	9.562	9.237	9.587	9.375	9.212	55.823
82	URZICA Marius	ROU	-	9.812	-	-	9.662	9.575	29.049
7	SOUTH KOREA	KOR	36.487	38.562	37.574	38.262	38.825	37.636	227.346
			9	4	10	5	1	9	
13	CHO Seong-Min	KOR	9.350	9.675	9.512	9.700	9.675	9.025	56.937
17	JUNG Jin-Soo	KOR	8.850	9.500	9.512	9.650	9.775	9.287	56.574
31	LEE Joo-Hyung	KOR	8.712	9.650	9.050	9.012	9.800	9.762	55.986
48	KIM Dong-Hwa	KOR	8.112	9.300	8.187	9.225	9.250	9.050	53.124
83	LEE Jang-Hyung	KOR		9.737			9.575	9.537	28.849
85	YEO Hong-Chul	KOR	9.575		9.500	9.687			28.762
8	BELARUS	BLR	37.799	37.999	38.161	37.137	37.823	38.336	227.255
			3	11	7	9	7	7	
11	IVANKOV Ivan	BLR	8.925	9.625	9.675	9.350	9.662	9.712	56.949
16	SINKEVICH Aleksei	BLR	9.462	9.587	9.462	9.312	9.287	9.512	56.622
22	PAVLOVSKY Ivan	BLR	9.350	9.325	9.337	9.350	9.462	9.550	56.374
69	SHOSTAK Aleksandr	BLR		9.462	9.537		9.412	9.562	37.973
73	RUDNITSKY Vitaly	BLR	9.525		9.487	9.125	9.262		37.399
75	KRUZHILOV Aleksandr	BLR	9.462	9.237		9.025		9.500	37.224

2000 Olympic Games Qualification Men's Teams			FX	PH	SR	VT	PB	HB	Total
9	FRANCE	FRA	35.949	38.162	37.524	36.624	38.424	38.786	225.469
			12	8	11	12	3	2	
21	KARBANENKO Dimitri	FRA	9.600	9.050	9.300	9.275	9.537	9.662	56.424
23	CUCHERAT Yann	FRA	8.512	9.550	9.537	9.312	9.712	9.700	56.323
27	VARONIAN Benjamin	FRA	9.287	9.100	9.525	8.987	9.525	9.737	56.161
63	MAREE Florent	FRA	8.550		9.162	9.050	9.650	7.675	44.087
84	CASIMIR Eric	FRA		9.725			9.425	9.687	28.837
93	POUJADE Eric	FRA		9.787					9.787
10	GERMANY	GER	36.098	38.250	38.212	36.999	37.662	38.061	225.282
			10	7	3	11	8	8	
29	NONIN Dimitrij	GER	8.900	9.500	9.550	8.975	9.437	9.687	56.049
30	WECKER Andreas	GER	8.962	9.675	9.250	8.912	9.550	9.662	56.011
60	NIKIFEROW Jan-Peter	GER	8.962	9.700		9.625	8.975	9.325	46.587
61	PFEIFER Sergej	GER	9.137	9.200	9.600		9.600	9.012	46.549
74	TOBA Marius	GER		9.375	9.700	9.187	9.075		37.337
77	TSCHERNITSCHKEK Rene	GER	9.037		9.362	9.212		9.387	36.998
11	SPAIN	ESP	36.787	38.161	37.936	37.549	37.062	37.399	224.894
			8	9	8	8	11	12	
34	CANO Victor	ESP	8.725	9.737	9.337	9.037	9.412	9.500	55.748
37	CORTES Omar	ESP	8.237	9.125	9.537	9.350	9.300	9.512	55.061
39	BARRENECHEA Alejandro	ESP	9.225	8.912	9.562	9.212	8.750	9.250	54.911
43	COFINO Saul	ESP	9.462	9.637	9.175	9.275	7.600	9.137	54.286
71	VIVO Andreu	ESP		9.662	9.500		9.600	8.850	37.612
90	DEFERR Gervasio	ESP	9.375			9.712			19.087
12	BULGARIA	BUL	36.074	36.674	36.999	37.024	37.473	37.486	221.730
			11	12	12	10	10	10	
4	IOVTCHEV Iordan	BUL	9.650	9.587	9.775	9.350	9.612	9.625	57.599
38	LOUNTCHIEV Dimitar	BUL	9.012	8.725	9.075	9.337	9.312	9.487	54.948
62	YORDANOV Deyan	BUL	8.200	9.237		8.950	9.237	8.650	44.274
64	VETZEV Vassil	BUL	8.325	8.875	8.325		9.150	8.687	43.362
76	IVANOV Christian	BUL			9.312	8.900	9.312	9.687	37.211
79	STEFANOV Mladen	BUL	9.087	8.975	8.837	9.387			36.286

JEUX OLYMPIQUES SYDNEY 2000

SYDNEY 2000 OLYMPIC GAMES

Hommes

Men







Compétition I: Qualifications

Date: 18-09-2000

Competition I: Qualification

CLASSEMENT FINAL PAR EQUIPES

TEAM FINAL RESULTS

Rang Rank	Fédération Federation								TOTAL
1.	CHINA	CHN	38.524	38.874	38.487	38.574	38.849	38.611	231.919
2.	UKRAINE	UKR	37.750	38.811	38.249	38.461	38.261	38.774	230.306
3.	RUSSIAN FEDERATION	RUS	38.037	37.974	38.487	38.736	38.411	38.374	230.019
4.	JAPAN	JPN	37.849	38.324	38.425	38.724	37.711	38.824	229.857
5.	UNITED STATES	USA	37.600	38.099	38.111	37.937	39.024	38.212	228.983
6.	ROMANIA	ROM	37.386	38.299	37.836	38.661	37.999	37.362	227.543

LONGINES

JEUX OLYMPIQUES SYDNEY 2000

SYDNEY 2000 OLYMPIC GAMES

Hommes

Men







Compétition II: Concours individuel multiple

Date: 20-09-2000

Competition II: All around individual competition

CLASSEMENT FINAL

FINAL RESULTS

Rang Rank	Nom Prénom Name Firstname	Féd Fed							TOTAL
1.	NEMOV Alexei	RUS	9.800	9.775	9.687	9.650	9.775	9.787	58.474
2.	YANG Wei	CHN	9.700	9.750	9.712	9.712	9.750	9.737	58.361
3.	BERESH Oleksandr	UKR	9.675	9.762	9.550	9.675	9.750	9.800	58.212
4.	IVANKOV Ivan	BLR	9.575	9.725	9.762	9.500	9.700	9.762	58.024
5.	SVITLYCHNYY Oleksandr	UKR	9.600	9.675	9.525	9.725	9.725	9.700	57.950
6.	WILSON Blaine	USA	9.700	9.587	9.612	9.800	9.712	9.525	57.936
7.	BONDARENKO Alexey	RUS	9.637	9.725	9.712	9.400	9.675	9.775	57.924
8.	IOVTCHEV Iordan	BUL	9.550	9.737	9.750	9.475	9.675	9.700	57.887
9.	ZHENG Lihui	CHN	9.612	9.650	9.575	9.612	9.675	9.350	57.474
10.	LEE Joo-Hyung	KOR	9.237	9.650	9.600	9.525	9.750	9.700	57.462
11.	ORZATA Rares Iulian	ROM	9.312	9.612	9.637	9.662	9.462	9.700	57.385
12.	SAITO Yoshihiro	JPN	9.512	9.600	9.662	9.437	9.425	9.725	57.361
13.	DRAGULESCU Marian	ROM	9.637	9.300	9.562	9.562	9.487	9.550	57.098
14.	HAMM Paul	USA	9.675	9.612	9.550	9.587	9.750	8.875	57.049
15.	KARBANENKO Dimitri	FRA	9.450	9.125	9.425	9.612	9.712	9.637	56.961
16.	CUCHERAT Yann	FRA	9.262	9.662	9.575	9.212	9.612	9.600	56.923
17.	LOPEZ Eric	CUB	8.662	9.600	9.675	9.687	9.612	9.575	56.811
18.	TSUKAHARA Naoya	JPN	9.362	8.425	9.650	9.562	9.662	9.762	56.423
19.	ALECHINE Maxim	RUS	9.325	9.000	9.412	9.412	9.550	9.700	56.399
20.	VARONIAN Benjamin	FRA	9.500	8.887	9.550	8.987	9.725	9.712	56.361
21.	NONIN Dimitrij	GER	8.937	9.437	9.587	9.012	9.587	9.750	56.310
22.	CHO Seong-Min	KOR	9.262	9.250	9.550	9.600	9.662	8.900	56.224
23.	SINKEVICH Aleksei	BLR	8.750	9.587	9.500	9.137	9.575	9.512	56.061
24.	LOUNTCHEV Dimitar	BUL	9.037	9.562	9.075	9.375	9.437	9.525	56.011
25.	FUJITA Kenichi	JPN	9.512	9.637	9.600	9.575	8.750	8.800	55.874
26.	CORTES Omar	ESP	8.112	9.675	9.550	9.325	9.537	9.650	55.849
27.	ZOZULYA Roman	UKR	8.812	9.625	9.687	9.162	8.925	9.600	55.811
28.	RIZZO Philippe	AUS	9.350	9.637	8.775	9.087	9.187	9.750	55.786
29.	SUCIU Ioan Silviu	ROM	8.712	9.725	9.325	9.212	9.400	9.412	55.786
30.	LAMELAS Lazaro	CUB	8.775	9.262	9.437	9.262	9.275	9.575	55.586
31.	CANO Victor	ESP	9.087	9.650	9.462	8.825	8.875	9.662	55.561
32.	HEAP Craig	GBR	9.112	9.262	9.450	9.037	9.275	9.212	55.348
33.	PAVLOVSKY Ivan	BLR	8.925	9.500	9.312	9.437	8.375	9.362	54.911
34.	BARRENECHEA Alejandro	ESP	8.162	8.612	9.575	9.237	9.587	9.237	54.410
35.	BUSNARI Alberto	ITA	8.300	9.550	8.400	8.362	9.537	9.662	53.811
36.	CASSINA Igor	ITA	7.937	9.350	8.412	9.175	8.812	9.687	53.373

LONGINES

JEUX OLYMPIQUES SYDNEY 2000

SYDNEY 2000 OLYMPIC GAMES

Hommes
Men

Compétition III: Finales par engins
Competition III: Apparatus finals

Date: 25-09-2000

CLASSEMENT FINAL FINAL RESULTS



1. VIHROVS Igors	LAT	9.812
2. NEMOV Alexei	RUS	9.800
3. IOVTCHEV Iordan	BUL	9.787
4. YANG Wei	CHN	9.750
5. LI Xiaopeng	CHN	9.737
6. DRAGULESCU Marian	ROM	9.712
7. HAMM Morgan	USA	9.262
8. PODGORNYYI Evgueni	RUS	8.550



1. URZICA Marius Daniel	ROM	9.862
2. POUJADE Eric	FRA	9.825
3. NEMOV Alexei	RUS	9.800
4. LEE Jang-Hyung	KOR	9.775
5. PAE Kil-Su	PRK	9.762
6. SUPOLA Zoltan	HUN	9.762
7. BERESH Oleksandr	UKR	9.712
8. KRIOUKOV Nikolai	RUS	9.700



1. CSOLLANY Szilveszter	HUN	9.850
2. TAMPAKOS Dimosthenis	GRE	9.762
3. IOVTCHEV Iordan	BUL	9.737
4. YANG Wei	CHN	9.712
5. IVANKOV Ivan	BLR	9.700
6. TOBA Marius	GER	9.675
7. IWAI Norimasa	JPN	9.662
8. ZOZULYA Roman	UKR	9.637



1. DEFERR Gervasio	ESP	9.712
2. BONDARENKO Alexey	RUS	9.587
3. BLANIK Leszek	POL	9.475
4. NEMOV Alexei	RUS	9.456
5. FEDORCHENKO Sergey	KAZ	9.399
6. WILSON Blaine	USA	9.362
7. MELISSANIDIS Ioannis	GRE	9.262
8. REHM Dieter	SUI	9.006



1. LI Xiaopeng	CHN	9.825
2. LEE Joo-Hyung	KOR	9.812
3. NEMOV Alexei	RUS	9.800
4. JUNG Jin-Soo	KOR	9.787
5. IVANKOV Ivan	BLR	9.775
6. CUCHERAT Yann	FRA	9.725
7. HUANG Xu	CHN	9.650
8. URZICA Marius Daniel	ROM	8.887



1. NEMOV Alexei	RUS	9.787
2. VARONIAN Benjamin	FRA	9.787
3. LEE Joo-Hyung	KOR	9.775
4. BONDARENKO Alexey	RUS	9.762
5. BERESH Oleksandr	UKR	9.750
6. GIORGADZE Ilia	GEO	9.625
7. REHM Dieter	SUI	8.925
8. TSUKAHARA Naoya	JPN	8.825

LONGINES