

London Organising Committee of the
Olympic Games and Paralympic Games Limited



Official results book

Gymnastics

Artistic

28 July — 7 August





REVISED
30 JUL 14:28

Entry List by NOC
Liste des inscrits par CNO
As of MON 30 JUL 2012

NOC	Name	Bib	Date of Birth
ARG	- Argentina		
	PEREYRA Valeria	448	12 FEB 1996
AUS	- Australia		
	BONORA Georgia	301	19 MAY 1990
	BRENNAN Ashleigh	302	18 JAN 1991
	LITTLE Emily	303	29 MAR 1994
	MILLER Larrissa	304	12 JUL 1992
	MITCHELL Lauren	305	23 JUL 1991
AUT	- Austria		
	GASSER Barbara	449	30 AUG 1989
BEL	- Belgium		
	MYS Gaelle	429	16 NOV 1991
BLR	- Belarus		
	MARACHKOUSKAYA Nastassia	450	19 SEP 1990
BRA	- Brazil		
	de FREITAS Harumy Mariko	315	24 JUN 1995
	dos SANTOS Daiane	311	10 FEB 1983
	GONSER FRANCO Ethiene Cristina	312	27 APR 1992
	KUROIWA YAMAMOTO LEAL Bruna	313	24 APR 1993
	MATIAS HYPOLITO Daniele	314	8 SEP 1984
BUL	- Bulgaria		
	MILEVA Ralitsa	458	22 DEC 1993
CAN	- Canada		
	BLACK Elisabeth	321	8 SEP 1995
	MOORS Victoria	322	5 NOV 1996
	PEGG Dominique	323	8 JAN 1994
	ROGERS Brittany	324	8 JUN 1993
	VACULIK Kristina	325	9 JUL 1992
CHI	- Chile		
	CASTRO LAZO Simona	439	11 JAN 1989
CHN	- People's Republic of China		
	DENG Linlin	331	21 APR 1992
	HE Kexin	332	1 JAN 1992
	HUANG Qiushuang	333	28 MAY 1992
	SUI Lu	334	1 APR 1992
	YAO Jinnan	335	8 FEB 1995
COL	- Colombia		
	GIL ORTIZ Jessica	451	7 DEC 1990
CRO	- Croatia		
	ERCEG Tina	430	3 MAY 1988
CZE	- Czech Republic		
	PALESOVA Kristyna	421	22 FEB 1991



REVISED
30 JUL 14:28

Entry List by NOC
Liste des inscrits par CNO
As of MON 30 JUL 2012

NOC	Name	Bib	Date of Birth
DOM	- Dominican Republic		
	PENA ABREU Yamilet	422	14 DEC 1992
EGY	- Egypt		
	ELZEINY Sherine Ahmed	438	23 FEB 1991
	MAHMOUD EL SAID MOHAMED Salma	440	1 OCT 1991
ESP	- Spain		
	IZURIETA Ana Maria	457	13 JAN 1993
FIN	- Finland		
	URVIKKO Annika	447	17 NOV 1990
FRA	- France		
	BOUMEJMAJEN Mira	341	6 JUN 1995
	DUFURNET Youna	342	19 OCT 1993
	KUHM Anne	343	17 DEC 1996
	MALAUSSENA Aurelie	344	17 OCT 1993
	SERSERI Sophia	345	1 DEC 1995
GBR	- Great Britain		
	CAIRNS Imogen	351	26 JAN 1989
	PINCHES Jennifer	352	25 MAY 1994
	TUNNEY Rebecca	353	26 OCT 1996
	TWEDDLE Elizabeth	354	1 APR 1985
	WHELAN Hannah	355	1 JUL 1992
GER	- Germany		
	BERGER Janine	361	21 APR 1996
	BUI Kim	362	20 JAN 1989
	CHUSOVITINA Oksana	363	19 JUN 1975
	JAROSCH Nadine	364	28 APR 1995
	SEITZ Elisabeth	365	4 NOV 1993
GRE	- Greece		
	MILLOUSI Vasiliki	446	4 MAY 1984
GUA	- Guatemala		
	GOMEZ PORRAS Ana Sofia	425	24 NOV 1995
HKG	- Hong Kong, China		
	WONG Hiu Ying Angel	423	11 MAY 1987
HUN	- Hungary		
	BOCZOGO Dorina	424	15 FEB 1992
ISR	- Israel		
	MAKSIUTA Valeriia	437	27 SEP 1987
ITA	- Italy		
	CAMPANA Giorgia	371	16 MAY 1995
	FASANA Erika	372	17 FEB 1996
	FERLITO Carlotta	373	15 FEB 1995
	FERRARI Vanessa	374	10 NOV 1990
	PREZIOSA Elisabetta	375	21 SEP 1993



REVISED
30 JUL 14:28

Entry List by NOC
Liste des inscrits par CNO
As of MON 30 JUL 2012

NOC	Name	Bib	Date of Birth
JPN	- Japan		
	MINOBE Yu	381	23 FEB 1990
	SHINTAKE Yuko	382	20 APR 1991
	TANAKA Rie	383	11 JUN 1987
	TERAMOTO Asuka	384	19 NOV 1995
	TSURUMI Koko	385	28 SEP 1992
KAZ	- Kazakhstan		
	AZIMBAY Moldir	426	2 DEC 1995
KOR	- Republic of Korea		
	HEO Seonmi	445	15 JAN 1995
LTU	- Lithuania		
	SVILPAITE Laura	456	7 JAN 1994
MEX	- Mexico		
	GARCIA RODRIGUEZ BLANCAS Elsa	427	8 FEB 1990
NED	- Netherlands		
	van GERNER Celine	441	1 DEC 1994
POL	- Poland		
	PIHAN-KULESZA Marta	431	23 JUL 1987
POR	- Portugal		
	MARQUES de LIMA Zoi Mafalda	436	7 OCT 1991
PUR	- Puerto Rico		
	QUINONES MORENO Lorena	432	29 JUL 1996
ROU	- Romania		
	BULIMAR Diana Laura	391	22 AUG 1995
	CHELARU Diana Maria	392	15 AUG 1993
	IORDACHE Larisa Andreea	393	19 JUN 1996
	IZBASA Sandra Raluca	394	18 JUN 1990
	PONOR Catalina	395	20 AUG 1987
RUS	- Russian Federation		
	AFANASEVA Kseniia	401	13 SEP 1991
	GRISHINA Anastasia	402	16 JAN 1996
	KOMOVA Victoria	403	30 JAN 1995
	MUSTAFINA Aliya	404	30 SEP 1994
	PASEKA Maria	405	19 JUL 1995
SIN	- Singapore		
	LIM Heem Wei	454	12 APR 1989
SLO	- Slovenia		
	GOLOB Sasa	442	17 AUG 1991
SUI	- Switzerland		
	STEINGRUBER Giulia	433	24 MAR 1994
SVK	- Slovakia		
	HOMOLOVA Maria	434	29 SEP 1987



REVISED
30 JUL 14:28

Entry List by NOC
Liste des inscrits par CNO
As of MON 30 JUL 2012

NOC	Name	Bib	Date of Birth
SWE	- Sweden		
	ADLERTEG Jonna	444	6 JUN 1995
TUR	- Turkey		
	UCTAS Goksu	428	30 AUG 1990
UKR	- Ukraine		
	KONONENKO Nataliya	435	25 AUG 1994
USA	- United States of America		
	DOUGLAS Gabrielle	411	31 DEC 1995
	MARONEY Mc Kayla	412	9 DEC 1995
	RAISMAN Alexandra	413	25 MAY 1994
	ROSS Kyla	414	24 OCT 1996
	WIEBER Jordyn	415	12 JUL 1995
VEN	- Venezuela		
	LOPEZ Jessica	453	22 JAN 1986
VIE	- Vietnam		
	DO Thi Ngan Thuong	443	10 MAR 1989
	PHAN Thi Ha Thanh	455	16 OCT 1991

NOTES

All corrections until the qualifications are available in INFO

GALIULINA Luiza (UZB) provisionally suspended for adverse analytical finding.



Competition Officials Women

Officiels de la compétition

As of 12 JULY 2012

Function	Name	
President / Technical Delegate	KIM Nellie	FIG
1st Vice-President	SACCHI Donatella	FIG
2nd Vice-President	DOWDELL Kym	FIG
Members	ANDRIANOVA Liubov	FIG
	YAN Ninan	FIG
	VALENZO AOKI Naomi	FIG
	HARINISHI Yoshie	FIG
Athlete's Representative	LIUKIN Anastasia	USA – United States of America
International Technical Officials / Judges	CALABRO Monica	ARG – Argentina
	WRIGHT Jillian	AUS – Australia
	GRATT Johanna	AUT – Austria
	van DOOREN Marleen	BEL – Belgium
	KOSHEL Antonina	BLR – Belarus
	YAMAMOTO SAWASATO Yumi	BRA – Brazil
	DOBREVA Tzvetana	BUL – Bulgaria
	LALIBERTE Helene	CAN – Canada
	LAZO ZELAYA Isabel	CHI – Chile
	MAO Peiwen	CHN – People's Republic of China
	VASQUEZ GALVIS Ruby	COL – Columbia
	LISKAROVA Hana	CZE – Czech Republic
	SAN MARTIN Maria Jose	ESP – Spain
	MURTONEN Satu	FIN – Finland
	GIRAL Patricia	FRA – France
	LEEWORTHY Robin	GBR – Great Britain
	KLAESBERG Sabrina	GER – Germany
	DONTI Olyvia	GRE – Greece
	KALMAR Zsuzsanna	HUN – Hungary
	SHAI Orna	ISR – Israel
	CORTIGIANI Dora	ITA – Italy
	SAKURAI Rieko	JPN – Japan
	BARKOVA Galina	KAZ – Kazakhstan
	LEE Jung Hyun	KOR – Republic of Korea
	KATINIENE Irina	LTU – Lithuania
	GOMEZ Andrea	MEX – Mexico
	de JONG Aukje	NED – Netherlands
	RATYNSKA-BURY Maria	POL – Poland
	RODRIGUEZ Liliana	POR – Portugal
	LOPEZ RECCI Leysha	PUR – Puerto Rico
	GRIGORAS Anca	ROU – Romania
	KIRYASHOVA Vera	RUS – Russian Federation
	KOVAC Marjeta	SLO – Slovenia
	FRAUENKNECHT Christina	SUI – Switzerland
	ZETTERMAN Marianne	SWE – Sweden



Competition Officials
Women

Officiels de la compétition

As of 12 JULY 2012

Function	Name	
	MULAZIMOGLU BALLI Ozgur	TUR – Turkey
	OMELIANCHYK-ZIURKALOVA Oksana	UKR – Ukraine
	HAMILTON Cheryl Ann	USA – United States of America
National Technical Officials / Judges	BOWKER Christine	GBR – Great Britain
	CLEMENTS Shirley	GBR – Great Britain
	FLINT Sally	GBR – Great Britain
	HARDY Brendene	GBR – Great Britain
	HOFEN Karen	GBR – Great Britain
	MAKINSON Sadie	GBR – Great Britain
	MALONE Carol	GBR – Great Britain
	McLOUGHLIN Maria	GBR – Great Britain
	MORGAN Debbie	GBR – Great Britain
	MORGAN Jean	GBR – Great Britain
	SMITH Pauline	GBR – Great Britain
	TOVEY Glynis	GBR – Great Britain
	TREDGOLD Sue	GBR – Great Britain
	WOOLF Denise	GBR – Great Britain



North Greenwich Arena
North Greenwich Arena

Gymnastics Artistic
Gymnastique artistique
Women's Qualification
Qualifications - femmes
Subdivision 4
Subdivision 4



Official Communication

Communiqué officiel

Item: 1

IOC provisionally suspends Luiza Galiulina for adverse analytical finding.

The IOC Disciplinary Commission decided today that Uzbek gymnast Luiza Galiulina (artistic gymnastics) has been provisionally suspended from competing in the Games of the XXX Olympiad in London with immediate effect. Galiulina provided a urine sample on 25 July that tested positive for the prohibited substance furosemide. Upon receipt of the results of the B Sample analysis, a final decision will be pronounced by the Disciplinary Commission.

Issued by: FIG
Time: 21:47
Date: 29 JUL 2012

This decision affects: Results
Schedule
Other

X



North Greenwich Arena
North Greenwich Arena

Gymnastics Artistic
Gymnastique artistique
Women's Beam
Poutre - femmes
Final
finale



Official Communication

Communiqué officiel

Item: 5

CHANGE OF SCORE - BIB 413 - BEAM

BIB 413 RAISMAN Alexandra (USA) -Change of D score - Old final score 14.966 and new final score 15.066. These changes are reflected in the final results.

Issued by: FIG
Time: 17:00
Date: 7 AUG 2012

This decision affects:

Results
Schedule
Other

X



North Greenwich Arena
North Greenwich Arena

SUN 29 JUL 2012

Gymnastics Artistic

Gymnastique artistique

Women

Femmes

Qualification

Qualification



Judges Assignments

Affectation des juges

Superior Jury

KIM Nellie
DOWDELL Kym
ANDRIANOVA Liubov
SACCHI Donatella
HARINISHI Yoshie
YAN Ninan
VALENZO AOKI Naomi

FIG President
FIG Vault Supervisor
FIG Uneven Bars Supervisor
FIG Beam Supervisor
FIG Floor Supervisor
FIG Member
FIG Member



Function	Name	NOC Code
D1	DE JONG Aukje	NED
D2	HAMILTON Cheryl Ann	USA
E1	GRIGORAS Anca	ROU
E2	LEE Jung Hyun	KOR
E3	MAO Peiwen	CHN
E4	RATYNSKA-BURY Maria	POL
E5	RODRIGUES Liliana	POR
ER1	KALMAR Zsuzsanna	HUN
ER2	GRATT Johanna	AUT
Line Judge	MORGAN Debbie	GBR



Function	Name	NOC Code
D1	GIRAL Patricia	FRA
D2	LISKAROVA Hana	CZE
E1	KOSHEL Antonina	BLR
E2	LALIBERTE Helene	CAN
E3	KIRYASHOVA Vera	RUS
E4	YAMAMOTO SAWASATO Yumi	BRA
E5	SAKURAI Rieko	JPN
ER1	GOMEZ Andrea	MEX
ER2	FRAUENKNECHT Christina	SUI
Time Judge 1	SMITH Pauline	GBR
Time Judge 2	TOVEY Glynis	GBR



Function	Name	NOC Code
D1	LEEWORTHY Robin	GBR
D2	MURTONEN Satu	FIN
E1	WRIGHT Jillian	AUS
E2	KATINIENE Irina	LTU
E3	MULAZIMOGLU BALLI Ozgur	TUR
E4	DONTI Olyvia	GRE
E5	LAZO ZELAYA Isabel	CHI
ER1	BARKOVA Galina	KAZ
ER2	ZETTERMAN Marianne	SWE
Time Judge	TREDGOLD Sue	GBR



Function	Name	NOC Code
D1	SHAI Orna	ISR
D2	CALABRO Monica	ARG
E1	LOPEZ RECCI Leysha	PUR
E2	KLAESBERG Sabrina	GER
E3	VAN DOOREN Marleen	BEL
E4	CORTIGIANI Dora	ITA
E5	VASQUEZ GALVIS Ruby	COL
ER1	DOBREVA Tzvetana	BUL
ER2	KOVAC Marjeta	SLO
Time Judge	MORGAN Jean	GBR
Line Judge 1	MAKINSON Sadie	GBR
Line Judge 2	MALONE Carol	GBR

Reserves

Control Number	Name	NOC Code
R1	SAN MARTIN Maria Jose	ESP
R2	OMELIANCHYK-ZIURKALOVA Oksana	UKR

LEGEND

Dx Difficulty Judges (x=1-2)

Ex Execution Judges (x=1-5)

ERx Execution Reference Judges (x=1-2)

Rx Reserve Judges



Vault



Uneven Bars



Beam



Floor



North Greenwich Arena
North Greenwich Arena

SUN 29 JUL 2012





Gymnastics Artistic
Gymnastique artistique

Women
Femmes

Qualification
Qualification



Results Résultats

Rank	Bib	NOC Name							Total	A-A Rank
			V1	V2	Avg					
1 USA - United States of America										
	411	DOUGLAS Gabrielle	15.900			15.333	15.266	13.766	60.265	(3)
	412	MARONEY Mc Kayla	15.900	15.700	15.800				15.900	
	413	RAISMAN Alexandra	15.800			14.166	15.100	15.325	60.391	(2)
	414	ROSS Kyla				14.866	15.075	13.733	43.674	
	415	WIEBER Jordyn	15.833			14.833	14.700	14.666	60.032	(4)
Total			47.633 (1)			45.032 (4)	45.441 (1)	43.757 (2)	181.863	Q
2 RUS - Russian Federation										
	401	AFANASEVA Kseniia					15.066	14.833	29.899	
	402	GRISHINA Anastasia	14.333			14.033	14.900	14.066	57.332	(12)
	403	KOMOVA Victoria	15.633			15.833	15.266	13.900	60.632	(1)
	404	MUSTAFINA Aliya	15.133			15.700	14.700	14.433	59.966	(5)
	405	PASEKA Maria	15.533	14.566	15.049	0.000			15.533	
Total			46.299 (2)			45.566 (2)	45.232 (2)	43.332 (3)	180.429	Q
3 CHN - People's Republic of China										
	331	DENG Linlin	14.833			14.166	15.166	13.833	57.998	(6)
	332	HE Kexin	13.733			15.966			29.699	
	333	HUANG Qiushuang	15.000			15.266	13.866	13.575	57.707	(10)
	334	SUI Lu					15.400	14.233	29.633	
	335	YAO Jinnan	13.133			15.766	12.833	13.066	54.798	(22)
Total			43.566 (6)			46.998 (1)	44.432 (4)	41.641 (8)	176.637	Q
4 ROU - Romania										
	391	BULIMAR Diana Laura				14.000	14.866		28.866	
	392	CHELARU Diana Maria	14.666			13.733		14.333	42.732	
	393	IORDACHE LA	15.100			14.100	14.800	13.800	57.800	(9)
	394	IZBASA Sandra Raluca	15.500	15.133	15.316	12.366	14.600	15.066	57.532	(11)
	395	PONOR Catalina	15.133				15.033	14.600	44.766	
Total			45.733 (3)			41.833 (8)	44.699 (3)	43.999 (1)	176.264	Q
5 GBR - Great Britain										
	351	CAIRNS Imogen	14.433				13.366		27.799	
	352	PINCHES Jennifer	14.366			13.700	13.100	14.100	55.266	(21)
	353	TUNNEY Rebecca	14.400			14.825	13.166	14.000	56.391	(15)
	354	TWEDDLE Elizabeth				16.133		14.433	30.566	
	355	WHELAN Hannah	14.500			14.200	13.066	13.933	55.699	(17)
Total			43.333 (7)			45.158 (3)	39.632 (10)	42.533 (6)	170.656	Q



North Greenwich Arena
North Greenwich Arena

SUN 29 JUL 2012





Gymnastics Artistic
Gymnastique artistique

Women
Femmes

Qualification
Qualification



Results Résultats

Rank	Bib	NOC Name		V1	V2	Avg				Total	A-A Rank
6 JPN - Japan											
	381	MINOBE Yu				13.066	14.133	12.966		40.165	
	382	SHINTAKE Yuko		13.633			14.166	13.633		41.432	
	383	TANAKA Rie		13.000		14.633	13.400	13.300		54.333	(27)
	384	TERAMOTO Asuka		14.600		14.566	14.466	14.233		57.865	(8)
	385	TSURUMI Koko		13.800		15.033				28.833	
Total				42.033 (11)		44.232 (5)	42.765 (5)	41.166 (9)		170.196	Q
7 ITA - Italy											
	371	CAMPANA Giorgia				12.766				12.766	
	372	FASANA Erika		14.000		13.666	12.266	14.033		53.965	(30)
	373	FERLITO Carlotta		14.100		13.075	14.425	13.900		55.500	(20)
	374	FERRARI Vanessa		14.366		14.233	14.433	14.900		57.932	(7)
	375	PREZIOSA Elisabetta		13.733			13.266	13.300		40.299	
Total				42.466 (10)		40.974 (10)	42.124 (6)	42.833 (4)		168.397	Q
8 CAN - Canada											
	321	BLACK Elisabeth		14.800	13.933	14.366		13.966	14.233	42.999	
	322	MOORS Victoria					13.833	11.266	14.100	39.199	
	323	PEGG Dominique		14.133			13.725	13.566	14.233	55.657	(18)
	324	ROGERS Brittany		14.666	14.300	14.483	14.500			29.166	
	325	VACULIK Kristina		14.100	13.500	13.800	14.366	11.300	13.800	53.566	(32)
Total				43.599 (5)		42.699 (7)	38.832 (12)	42.566 (5)		167.696	Q
9 GER - Germany											
	361	BERGER Janine		14.133	14.833	14.483	12.866		13.300	40.299	
	362	BUI Kim					14.300	12.433	13.600	40.333	
	363	CHUSOVITINA Oksana		15.033	14.583	14.808		13.700		28.733	
	364	JAROSCH Nadine		12.866			13.866	12.933	13.300	52.965	(35)
	365	SEITZ Elisabeth		14.800			15.166	12.700	13.800	56.466	(14)
Total				43.966 (4)		43.332 (6)	39.333 (11)	40.700 (11)		167.331	
10 AUS - Australia											
	301	BONORA Georgia		13.800			13.100	13.066		39.966	
	302	BRENNAN Ashleigh		13.700			13.266	13.066	14.200	54.232	(28)
	303	LITTLE Emily		14.766			13.433	13.633	12.666	54.498	(24)
	304	MILLER Larrissa					14.025		13.466	27.491	
	305	MITCHELL Lauren		13.933				14.300	14.833	43.066	
Total				42.499 (9)		40.724 (11)	40.999 (7)	42.499 (7)		166.721	



North Greenwich Arena
North Greenwich Arena

SUN 29 JUL 2012





Gymnastics Artistic
Gymnastique artistique

Women
Femmes

Qualification
Qualification



Results Résultats

Rank	Bib	NOC Name		V1	V2	Avg				Total	A-A Rank
11 FRA - France											
	341	BOUMEJMAJEN Mira				13.300	12.966		12.933	39.199	
	342	DUFOURNET Youna		14.166		14.500	14.200			42.866	
	343	KUHM Anne		14.466		13.533	12.566		13.533	54.098	(29)
	344	MALAUSSENA Aurelie		14.033		13.300	13.700		13.366	54.399	(25)
	345	SERSERI Sophia		14.133					12.933	27.066	
Total				42.765 (8)		41.333 (9)	40.866 (8)		39.832 (12)	164.796	
12 BRA - Brazil											
	311	dos SANTOS Daiane		13.933		12.966			14.166	41.065	
	312	GONSER FRANCO EC		13.566		12.933	13.000		13.166	52.665	(38)
	313	KUROIWA YAMAMOTO.		14.066		12.466	12.800		13.433	52.765	(36)
	314	MATIAS HYPOLITO D		13.766		12.900	14.166		11.900	52.732	(37)
	315	de FREITAS HM					12.033			12.033	
Total				41.765 (12)		38.799 (12)	39.966 (9)		40.765 (10)	161.295	

INDIVIDUALS

VEN - Venezuela											
	453	LOPEZ Jessica		14.566		14.266	13.933		13.900	56.665	(13)
GUA - Guatemala											
	425	GOMEZ PORRAS Ana Sofia		14.533		13.266	14.333		14.000	56.132	(16)
NED - Netherlands											
	441	van GERNER Celine		13.700		14.866	14.100		12.966	55.632	(19)
SUI - Switzerland											
	433	STEINGRUBER Giulia		14.783	13.066	13.924	13.266	13.766	12.900	54.715	(23)
POL - Poland											
	431	PIHAN-KULESZA Marta		13.833		14.033	12.166		14.333	54.365	(26)
BEL - Belgium											
	429	MYS Gaelle		13.533		13.266	13.733		13.166	53.698	(31)
ESP - Spain											
	457	IZURIETA Ana Maria		14.800		12.600	12.000		14.133	53.533	(33)
GRE - Greece											
	446	MILLOUSI Vasiliki		12.800		13.425	14.366		12.933	53.524	(34)
SWE - Sweden											
	444	ADLERTEG Jonna		13.600		13.933	12.200		12.466	52.199	(39)
CRO - Croatia											
	430	ERCEG Tina		13.500	13.533	13.516	12.833	12.266	13.466	52.065	(40)



North Greenwich Arena
North Greenwich Arena

SUN 29 JUL 2012





Gymnastics Artistic
Gymnastique artistique

Women
Femmes

Qualification
Qualification



Results Résultats

Rank	Bib	NOC Name		V1	V2	Avg				Total	A-A Rank
EGY - Egypt											
440		MAHMOUD EL SAID M.		<u>13.533</u>			12.566	13.066	12.500	51.665	(41)
COL - Colombia											
451		GIL ORTIZ Jessica		<u>13.533</u>			12.633	12.266	13.066	51.498	(42)
CHI - Chile											
439		CASTRO LAZO Simona		<u>13.666</u>			12.266	12.400	12.600	50.932	(43)
UKR - Ukraine											
435		KONONENKO Nataliya		<u>12.833</u>			13.433	12.066	12.500	50.832	(44)
SIN - Singapore											
454		LIM Heem Wei		13.333			12.400	<u>13.033</u>	12.033	50.799	(45)
AUT - Austria											
449		GASSER Barbara		<u>13.700</u>			12.800	12.000	12.133	50.633	(46)
CZE - Czech Republic											
421		PALESOVA Kristyna		13.800			14.133	<u>9.700</u>	12.966	50.599	(47)
HUN - Hungary											
424		BOCZOGO Dorina		12.633	13.200	12.916	13.200	<u>11.600</u>	13.166	50.599	(49)
KOR - Republic of Korea											
445		HEO Seonmi		13.800			<u>12.166</u>	11.400	13.233	50.599	(48)
LTU - Lithuania											
456		SVILPAITE Laura		12.233	11.633	11.933	13.500	<u>11.900</u>	12.666	50.299	(50)
ARG - Argentina											
448		PEREYRA Valeria		13.366			<u>13.266</u>	10.566	12.600	49.798	(51)
HKG - Hong Kong, China											
423		WONG Hiu Ying Angel		13.633	13.433	13.533	11.866	<u>11.466</u>	12.800	49.765	(52)
POR - Portugal											
436		MARQUES de LIMA ZM		<u>13.566</u>	13.066	13.316	11.766	12.266	12.033	49.631	(53)
PUR - Puerto Rico											
432		QUINONES MORENO Lorena		13.800			10.766	<u>13.133</u>	11.366	49.065	(54)
FIN - Finland											
447		URVIKKO Annika		13.200			<u>12.416</u>	10.933	12.266	48.815	(55)
BUL - Bulgaria											
458		MILEVA Ralitsa		13.200			10.966	<u>12.066</u>	12.200	48.432	(56)



North Greenwich Arena
North Greenwich Arena

SUN 29 JUL 2012





Gymnastics Artistic
Gymnastique artistique

Women
Femmes

Qualification
Qualification



Results Résultats

Rank	Bib	NOC Name							Total	A-A Rank
			V1	V2	Avg					
SVK - Slovakia										
434		HOMOLOVA Maria	12.766			10.458	<u>11.733</u>	12.066	47.023	(57)
KAZ - Kazakhstan										
426		AZIMBAY Moldir	<u>12.800</u>			10.700	11.566	11.933	46.999	(58)
ISR - Israel										
437		MAKSIUTA Valeriia	<u>12.800</u>	13.800	13.300	9.433	10.533	12.933	45.699	(59)
SLO - Slovenia										
442		GOLOB Sasa	<u>0.000</u>			12.066	13.033	13.500	38.599	(60)
BLR - Belarus										
450		MARACHKOUSKAYA N	<u>15.000</u>	12.600	13.800		13.558		28.558	
DOM - Dominican Republic										
422		PENA ABREU Yamilet	14.933	14.466	14.699			12.300	27.233	
MEX - Mexico										
427		GARCIA RODRIGUEZ.					12.400	13.733	26.133	
VIE - Vietnam										
455		PHAN Thi Ha Thanh	<u>12.666</u>	14.400	13.533			12.466	25.132	
EGY - Egypt										
438		ELZEINY Sherine Ahmed					<u>12.733</u>	11.000	23.733	
VIE - Vietnam										
443		DO Thi Ngan Thuong				11.466	11.966		23.432	
TUR - Turkey										
428		UCTAS Goksu					11.333		11.333	

NOTES

Underlined totals indicate starting apparatus.
Italics indicate the low (discarded) score.

LEGEND

A-A All-Around

Avg Average

Vx Vault Number (x=1-2)

Q Qualified for Team Final

 Vault

 Uneven Bars

 Beam

 Floor



North Greenwich Arena
North Greenwich Arena





SUN 29 JUL 2012

Gymnastics Artistic
Gymnastique artistique

Women
Femmes



Results Résultats

Rank	NOC					Total
1	USA - United States of America	<u>47.633</u> (1)	45.032 (4)	45.441 (1)	43.757 (2)	181.863 Q
2	RUS - Russian Federation	46.299 (2)	45.566 (2)	45.232 (2)	<u>43.332</u> (3)	180.429 Q
3	CHN - People's Republic of China	43.566 (6)	46.998 (1)	<u>44.432</u> (4)	41.641 (8)	176.637 Q
4	ROU - Romania	45.733 (3)	41.833 (8)	44.699 (3)	<u>43.999</u> (1)	176.264 Q
5	GBR - Great Britain	43.333 (7)	45.158 (3)	<u>39.632</u> (10)	42.533 (6)	170.656 Q
6	JPN - Japan	42.033 (11)	<u>44.232</u> (5)	42.765 (5)	41.166 (9)	170.196 Q
7	ITA - Italy	42.466 (10)	<u>40.974</u> (10)	42.124 (6)	42.833 (4)	168.397 Q
8	CAN - Canada	43.599 (5)	<u>42.699</u> (7)	38.832 (12)	42.566 (5)	167.696 Q
9	GER - Germany	43.966 (4)	<u>43.332</u> (6)	39.333 (11)	40.700 (11)	167.331
10	AUS - Australia	42.499 (9)	40.724 (11)	40.999 (7)	<u>42.499</u> (7)	166.721
11	FRA - France	42.765 (8)	41.333 (9)	40.866 (8)	<u>39.832</u> (12)	164.796
12	BRA - Brazil	41.765 (12)	38.799 (12)	39.966 (9)	<u>40.765</u> (10)	161.295

NOTES

Underlined totals indicate startings apparatus

LEGEND

Q Qualified for Team Final

Rx Reserve Team

 Vault

 Uneven Bars

 Beam

 Floor



North Greenwich Arena
North Greenwich Arena

SUN 29 JUL 2012

Gymnastics Artistic
Gymnastique artistique

Women
Femmes

Qualification
Qualification



Results Résultats

Rank	Bib	Name	NOC Code					Total
1	403	KOMOVA Victoria	RUS	15.633	15.833	15.266	<u>13.900</u>	60.632 Q
2	413	RAISMAN Alexandra	USA	<u>15.800</u>	14.166	15.100	15.325	60.391 Q
3	411	DOUGLAS Gabrielle	USA	<u>15.900</u>	15.333	15.266	13.766	60.265 Q
4	415	WIEBER Jordyn	USA	<u>15.833</u>	14.833	14.700	14.666	60.032
5	404	MUSTAFINA Aliya	RUS	15.133	15.700	14.700	<u>14.433</u>	59.966 Q
6	331	DENG Linlin	CHN	14.833	14.166	<u>15.166</u>	13.833	57.998 Q
7	374	FERRARI Vanessa	ITA	14.366	<u>14.233</u>	14.433	14.900	57.932 Q
8	384	TERAMOTO Asuka	JPN	14.600	<u>14.566</u>	14.466	14.233	57.865 Q
9	393	IODACHE Larisa Andreea	ROU	15.100	14.100	14.800	<u>13.800</u>	57.800 Q
10	333	HUANG Qiushuang	CHN	15.000	15.266	<u>13.866</u>	13.575	57.707 Q
11	394	IZBASA Sandra Raluca	ROU	15.500	12.366	14.600	<u>15.066</u>	57.532 Q
12	402	GRISHINA Anastasia	RUS	14.333	14.033	14.900	<u>14.066</u>	57.332
13	453	LOPEZ Jessica	VEN	<u>14.566</u>	14.266	13.933	13.900	56.665 Q
14	365	SEITZ Elisabeth	GER	14.800	<u>15.166</u>	12.700	13.800	56.466 Q
15	353	TUNNEY Rebecca	GBR	14.400	14.825	<u>13.166</u>	14.000	56.391 Q
16	425	GOMEZ PORRAS Ana Sofia	GUA	<u>14.533</u>	13.266	14.333	14.000	56.132 Q
17	355	WHELAN Hannah	GBR	14.500	14.200	<u>13.066</u>	13.933	55.699 Q
18	323	PEGG Dominique	CAN	14.133	<u>13.725</u>	13.566	14.233	55.657 Q
19	441	van GERNER Celine	NED	<u>13.700</u>	14.866	14.100	12.966	55.632 Q
20	373	FERLITO Carlotta	ITA	14.100	<u>13.075</u>	14.425	13.900	55.500 Q
21	352	PINCHES Jennifer	GBR	14.366	13.700	<u>13.100</u>	14.100	55.266
22	335	YAO Jinnan	CHN	13.133	15.766	<u>12.833</u>	13.066	54.798
23	433	STEINGRUBER Giulia	SUI	14.783	13.266	<u>13.766</u>	12.900	54.715 Q
24	303	LITTLE Emily	AUS	14.766	13.433	13.633	<u>12.666</u>	54.498 Q
25	344	MALAUSSENA Aurelie	FRA	14.033	13.300	13.700	<u>13.366</u>	54.399 Q
26	431	PIHAN-KULESZA Marta	POL	13.833	14.033	<u>12.166</u>	14.333	54.365 Q
27	383	TANAKA Rie	JPN	13.000	<u>14.633</u>	13.400	13.300	54.333 Q
28	302	BRENNAN Ashleigh	AUS	13.700	13.266	13.066	<u>14.200</u>	54.232 Q
29	343	KUHM Anne	FRA	14.466	13.533	12.566	<u>13.533</u>	54.098 R1
30	372	FASANA Erika	ITA	14.000	<u>13.666</u>	12.266	14.033	53.965
31	429	MYS Gaelle	BEL	<u>13.533</u>	13.266	13.733	13.166	53.698 R2
32	325	VACULIK Kristina	CAN	14.100	<u>14.366</u>	11.300	13.800	53.566 R3
33	457	IZURIETA Ana Maria	ESP	14.800	12.600	<u>12.000</u>	14.133	53.533 R4
34	446	MILLOUSI Vasiliki	GRE	12.800	<u>13.425</u>	14.366	12.933	53.524
35	364	JAROSCH Nadine	GER	12.866	<u>13.866</u>	12.933	13.300	52.965
36	313	KUROIWA YAMAMOTO LEAL Bruna	BRA	14.066	12.466	12.800	<u>13.433</u>	52.765
37	314	MATIAS HYPOLITO Daniele	BRA	13.766	12.900	14.166	<u>11.900</u>	52.732
38	312	GONSER FRANCO Ethiene Cristina	BRA	13.566	12.933	13.000	<u>13.166</u>	52.665
39	444	ADLERTEG Jonna	SWE	13.600	<u>13.933</u>	12.200	12.466	52.199
40	430	ERCEG Tina	CRO	13.500	12.833	<u>12.266</u>	13.466	52.065
41	440	MAHMOUD EL SAID MOHAMED Salma	EGY	<u>13.533</u>	12.566	13.066	12.500	51.665
42	451	GIL ORTIZ Jessica	COL	<u>13.533</u>	12.633	12.266	13.066	51.498
43	439	CASTRO LAZO Simona	CHI	<u>13.666</u>	12.266	12.400	12.600	50.932
44	435	KONONENKO Nataliya	UKR	<u>12.833</u>	13.433	12.066	12.500	50.832
45	454	LIM Heem Wei	SIN	13.333	12.400	<u>13.033</u>	12.033	50.799
46	449	GASSER Barbara	AUT	<u>13.700</u>	12.800	12.000	12.133	50.633
47	421	PALESOVA Kristyna	CZE	13.800	14.133	<u>9.700</u>	12.966	50.599
48	445	HEO Seonmi	KOR	13.800	<u>12.166</u>	11.400	13.233	50.599



North Greenwich Arena
North Greenwich Arena

SUN 29 JUL 2012





Gymnastics Artistic
Gymnastique artistique

Women
Femmes

Qualification
Qualification



Results Résultats

Rank	Bib	Name	NOC Code					Total
49	424	BOCZOGO Dorina	HUN	12.633	13.200	<u>11.600</u>	13.166	50.599
50	456	SVILPAITE Laura	LTU	12.233	13.500	<u>11.900</u>	12.666	50.299
51	448	PEREYRA Valeria	ARG	13.366	<u>13.266</u>	10.566	12.600	49.798
52	423	WONG Hiu Ying Angel	HKG	13.633	11.866	<u>11.466</u>	12.800	49.765
53	436	MARQUES de LIMA Zoi Mafalda	POR	<u>13.566</u>	11.766	12.266	12.033	49.631
54	432	QUINONES MORENO Lorena	PUR	13.800	10.766	<u>13.133</u>	11.366	49.065
55	447	URVIKKO Annika	FIN	13.200	<u>12.416</u>	10.933	12.266	48.815
56	458	MILEVA Ralitsa	BUL	13.200	10.966	<u>12.066</u>	12.200	48.432
57	434	HOMOLOVA Maria	SVK	12.766	10.458	<u>11.733</u>	12.066	47.023
58	426	AZIMBAY Moldir	KAZ	<u>12.800</u>	10.700	11.566	11.933	46.999
59	437	MAKSIUTA Valeriia	ISR	<u>12.800</u>	9.433	10.533	12.933	45.699
60	442	GOLOB Sasa	SLO	<u>0.000</u>	12.066	13.033	13.500	38.599

NOTES

Underlined totals indicates starting apparatus

LEGEND

Q Qualified for All-Around Final

Rx Reserve for All-Around Final

 Vault

 Uneven Bars

 Beam

 Floor



North Greenwich Arena
North Greenwich Arena

SUN 29 JUL 2012

Gymnastics Artistic

Gymnastique artistique

Women's Floor Exercise

Exercices au sol - femmes

Qualification

Qualification



Results

Résultats



Rank	Bib	Name	NOC Code	D Score	E Score	Pen	Total
1	413	RAISMAN Alexandra	USA	6.500	8.825		15.325 Q
2	394	IZBASA Sandra Raluca	ROU	6.300	8.766		15.066 Q
3	374	FERRARI Vanessa	ITA	6.200	8.700		14.900 Q
4	401	AFANASEVA Kseniia	RUS	5.900	8.933		14.833 Q
5	305	MITCHELL Lauren	AUS	6.300	8.533		14.833 Q
6	415	WIEBER Jordyn	USA	6.000	8.766	0.1	14.666 Q
7	395	PONOR Catalina	ROU	5.900	8.700		14.600 Q
8	404	MUSTAFINA Aliya	RUS	5.900	8.633	0.1	14.433 Q
9	354	TWEDDLE Elizabeth	GBR	5.800	8.633		14.433 R1
10	392	CHELARU Diana Maria	ROU	6.000	8.633	0.3	14.333
11	431	PIHAN-KULESZA Marta	POL	5.900	8.433		14.333 R2
12	384	TERAMOTO Asuka	JPN	5.500	8.733		14.233 R3
13	334	SUI Lu	CHN	5.600	8.633		14.233
14	323	PEGG Dominique	CAN	5.700	8.533		14.233
15	321	BLACK Elisabeth	CAN	5.800	8.433		14.233
16	302	BRENNAN Ashleigh	AUS	5.700	8.500		14.200
17	311	dos SANTOS Daiane	BRA	5.800	8.366		14.166
18	457	IZURIETA Ana Maria	ESP	5.700	8.433		14.133
19	352	PINCHES Jennifer	GBR	5.800	8.300		14.100
20	322	MOORS Victoria	CAN	6.000	8.100		14.100
21	402	GRISHINA Anastasia	RUS	5.700	8.566	0.2	14.066
22	372	FASANA Erika	ITA	5.700	8.333		14.033
23	353	TUNNEY Rebecca	GBR	5.700	8.300		14.000
23	425	GOMEZ PORRAS Ana Sofia	GUA	5.700	8.300		14.000
25	355	WHELAN Hannah	GBR	5.700	8.233		13.933
26	373	FERLITO Carlotta	ITA	5.500	8.500	0.1	13.900
27	453	LOPEZ Jessica	VEN	5.500	8.400		13.900
28	403	KOMOVA Victoria	RUS	5.800	8.200	0.1	13.900
29	331	DENG Linlin	CHN	5.500	8.333		13.833
30	325	VACULIK Kristina	CAN	5.300	8.500		13.800
31	365	SEITZ Elisabeth	GER	5.500	8.400	0.1	13.800
32	393	IORDACHE Larisa Andreea	ROU	5.900	7.900		13.800
33	411	DOUGLAS Gabrielle	USA	5.700	8.366	0.3	13.766
34	414	ROSS Kyla	USA	5.500	8.333	0.1	13.733
35	427	GARCIA RODRIGUEZ BLANCAS Elsa	MEX	5.600	8.133		13.733
36	382	SHINTAKE Yuko	JPN	5.400	8.233		13.633
37	362	BUI Kim	GER	5.400	8.200		13.600
38	333	HUANG Qiushuang	CHN	5.300	8.275		13.575
39	343	KUHM Anne	FRA	5.700	8.133	0.3	13.533
40	442	GOLOB Sasa	SLO	5.300	8.200		13.500
41	430	ERCEG Tina	CRO	5.400	8.066		13.466
42	304	MILLER Larrissa	AUS	5.700	7.766		13.466
43	313	KUROIWA YAMAMOTO LEAL Bruna	BRA	5.100	8.333		13.433



North Greenwich Arena
North Greenwich Arena

SUN 29 JUL 2012

Gymnastics Artistic

Gymnastique artistique

Women's Floor Exercise

Exercices au sol - femmes

Qualification

Qualification



Results

Résultats



Rank	Bib	Name	NOC Code	D Score	E Score	Pen	Total
44	344	MALAUSSENA Aurelie	FRA	5.300	8.166	0.1	13.366
45	375	PREZIOSA Elisabetta	ITA	5.000	8.400	0.1	13.300
46	383	TANAKA Rie	JPN	5.000	8.300		13.300
47	361	BERGER Janine	GER	5.200	8.100		13.300
48	364	JAROSCH Nadine	GER	5.600	7.700		13.300
49	445	HEO Seonmi	KOR	5.300	7.933		13.233
50	312	GONSER FRANCO Ethiene Cristina	BRA	5.000	8.166		13.166
51	429	MYS Gaelle	BEL	5.200	8.066	0.1	13.166
52	424	BOCZOGO Dorina	HUN	5.300	7.966	0.1	13.166
53	451	GIL ORTIZ Jessica	COL	5.100	8.066	0.1	13.066
54	335	YAO Jinnan	CHN	5.300	7.766		13.066
55	421	PALESOVA Kristyna	CZE	5.200	7.966	0.2	12.966
56	441	van GERNER Celine	NED	5.300	7.766	0.1	12.966
57	381	MINOBE Yu	JPN	5.400	7.566		12.966
58	446	MILLOUSI Vasiliki	GRE	4.800	8.133		12.933
59	437	MAKSIUTA Valeriia	ISR	4.900	8.033		12.933
60	341	BOUMEJMAJEN Mira	FRA	5.000	7.933		12.933
61	345	SERSERI Sophia	FRA	5.100	7.833		12.933
62	433	STEINGRUBER Giulia	SUI	5.600	7.600	0.3	12.900
63	423	WONG Hiu Ying Angel	HKG	5.000	7.800		12.800
64	456	SVILPAITE Laura	LTU	4.800	7.866		12.666
65	303	LITTLE Emily	AUS	5.300	7.366		12.666
66	439	CASTRO LAZO Simona	CHI	4.700	7.900		12.600
67	448	PEREYRA Valeria	ARG	5.200	7.800	0.4	12.600
68	435	KONONENKO Nataliya	UKR	4.300	8.200		12.500
69	440	MAHMOUD EL SAID MOHAMED Salma	EGY	5.000	7.500		12.500
70	444	ADLERTEG Jonna	SWE	5.100	7.666	0.3	12.466
71	455	PHAN Thi Ha Thanh	VIE	4.900	7.566		12.466
72	422	PENA ABREU Yamilet	DOM	5.000	7.300		12.300
73	447	URVIKKO Annika	FIN	5.000	7.766	0.5	12.266
74	458	MILEVA Ralitsa	BUL	4.700	7.500		12.200
75	449	GASSER Barbara	AUT	4.700	7.433		12.133
76	434	HOMOLOVA Maria	SVK	4.500	7.566		12.066
77	454	LIM Heem Wei	SIN	4.500	7.533		12.033
78	436	MARQUES de LIMA Zoi Mafalda	POR	5.100	6.933		12.033
79	426	AZIMBAY Moldir	KAZ	4.800	7.433	0.3	11.933
80	314	MATIAS HYPOLITO Daniele	BRA	5.400	6.500		11.900
81	432	QUINONES MORENO Lorena	PUR	5.100	6.566	0.3	11.366
82	438	ELZEINY Sherine Ahmed	EGY	4.500	6.500		11.000

LEGEND

D Difficulty

E Execution

Pen Penalty

Q Qualified for Floor Final

Rx Reserve for Floor Final



Floor



North Greenwich Arena
North Greenwich Arena

SUN 29 JUL 2012

Gymnastics Artistic
Gymnastique artistique

Women's Vault
Saut de cheval - femmes

Qualification
Qualification



Results Résultats



Rank	Bib	Name	NOC Code	D Score	E Score	Pen	Total
1	411	DOUGLAS Gabrielle	USA	6.500	9.400		15.900
1	412	MARONEY Mc Kayla	USA	6.500	9.400		15.900
3	415	WIEBER Jordyn	USA	6.500	9.433	0.1	15.833
4	413	RAISMAN Alexandra	USA	6.500	9.300		15.800
5	403	KOMOVA Victoria	RUS	6.500	9.133		15.633
6	405	PASEKA Maria	RUS	6.500	9.033		15.533
7	394	IZBASA Sandra Raluca	ROU	6.100	9.400		15.500
8	395	PONOR Catalina	ROU	5.800	9.333		15.133
8	404	MUSTAFINA Aliya	RUS	5.800	9.333		15.133
10	393	IORDACHE Larisa Andreea	ROU	5.800	9.300		15.100
11	363	CHUSOVITINA Oksana	GER	6.300	8.833	0.1	15.033
12	333	HUANG Qiushuang	CHN	5.800	9.200		15.000
12	450	MARACHKOUSKAYA Nastassia	BLR	5.800	9.200		15.000
14	422	PENA ABREU Yamilet	DOM	7.100	7.833		14.933
15	331	DENG Linlin	CHN	5.800	9.033		14.833
16	321	BLACK Elisabeth	CAN	6.300	8.500		14.800
16	365	SEITZ Elisabeth	GER	5.800	9.000		14.800
16	457	IZURIETA Ana Maria	ESP	5.800	9.000		14.800
19	433	STEINGRUBER Giulia	SUI	6.300	8.483		14.783
20	303	LITTLE Emily	AUS	5.800	8.966		14.766
21	324	ROGERS Brittany	CAN	5.800	8.866		14.666
21	392	CHELARU Diana Maria	ROU	5.800	8.966	0.1	14.666
23	384	TERAMOTO Asuka	JPN	5.800	8.800		14.600
24	453	LOPEZ Jessica	VEN	5.800	8.766		14.566
25	425	GOMEZ PORRAS Ana Sofia	GUA	5.800	8.733		14.533
26	355	WHELAN Hannah	GBR	5.800	8.700		14.500
27	343	KUHM Anne	FRA	5.800	8.666		14.466
28	351	CAIRNS Imogen	GBR	5.300	9.133		14.433
29	353	TUNNEY Rebecca	GBR	5.800	8.600		14.400
30	352	PINCHES Jennifer	GBR	5.800	8.866	0.3	14.366
30	374	FERRARI Vanessa	ITA	5.800	8.566		14.366
32	402	GRISHINA Anastasia	RUS	5.800	8.533		14.333
33	342	DUFOURNET Youna	FRA	5.300	8.866		14.166
34	323	PEGG Dominique	CAN	5.300	8.833		14.133
34	345	SERSERI Sophia	FRA	5.300	8.833		14.133
34	361	BERGER Janine	GER	6.300	7.833		14.133
37	325	VACULIK Kristina	CAN	5.300	8.800		14.100
37	373	FERLITO Carlotta	ITA	5.300	8.800		14.100
39	313	KUROIWA YAMAMOTO LEAL Bruna	BRA	5.300	8.766		14.066
40	344	MALAUSSENA Aurelie	FRA	5.400	8.633		14.033
41	372	FASANA Erika	ITA	5.300	8.700		14.000
42	305	MITCHELL Lauren	AUS	5.000	8.933		13.933
42	311	dos SANTOS Daiane	BRA	5.300	8.633		13.933



North Greenwich Arena
North Greenwich Arena

SUN 29 JUL 2012

Gymnastics Artistic
Gymnastique artistique

Women's Vault
Saut de cheval - femmes

Qualification
Qualification



Results Résultats



Rank	Bib	Name	NOC Code	D Score	E Score	Pen	Total
44	431	PIHAN-KULESZA Marta	POL	5.000	8.833		13.833
45	301	BONORA Georgia	AUS	5.000	8.800		13.800
45	385	TSURUMI Koko	JPN	5.000	8.800		13.800
45	421	PALESOVA Kristyna	CZE	5.000	8.800		13.800
45	432	QUINONES MORENO Lorena	PUR	5.000	8.800		13.800
45	445	HEO Seonmi	KOR	5.300	8.500		13.800
50	314	MATIAS HYPOLITO Daniele	BRA	5.300	8.466		13.766
51	332	HE Kexin	CHN	5.000	8.833	0.1	13.733
51	375	PREZIOSA Elisabetta	ITA	5.000	8.733		13.733
53	302	BRENNAN Ashleigh	AUS	5.500	8.200		13.700
53	441	van GERNER Celine	NED	5.300	8.700	0.3	13.700
53	449	GASSER Barbara	AUT	5.000	8.700		13.700
56	439	CASTRO LAZO Simona	CHI	5.000	8.666		13.666
57	382	SHINTAKE Yuko	JPN	5.000	8.633		13.633
57	423	WONG Hiu Ying Angel	HKG	5.200	8.433		13.633
59	444	ADLERTEG Jonna	SWE	5.000	8.600		13.600
60	312	GONSER FRANCO Ethiene Cristina	BRA	5.000	8.566		13.566
60	436	MARQUES de LIMA Zoi Mafalda	POR	5.000	8.566		13.566
62	429	MYS Gaelle	BEL	5.000	8.533		13.533
62	440	MAHMOUD EL SAID MOHAMED Salma	EGY	5.000	8.533		13.533
62	451	GIL ORTIZ Jessica	COL	5.000	8.533		13.533
65	430	ERCEG Tina	CRO	5.000	8.500		13.500
66	448	PEREYRA Valeria	ARG	5.000	8.366		13.366
67	454	LIM Heem Wei	SIN	4.600	8.733		13.333
68	447	URVIKKO Annika	FIN	5.000	8.200		13.200
68	458	MILEVA Ralitsa	BUL	4.800	8.400		13.200
70	335	YAO Jinnan	CHN	5.800	7.333		13.133
71	383	TANAKA Rie	JPN	5.300	7.700		13.000
72	364	JAROSCH Nadine	GER	5.300	7.666	0.1	12.866
73	435	KONONENKO Nataliya	UKR	4.400	8.433		12.833
74	426	AZIMBAY Moldir	KAZ	4.400	8.400		12.800
74	437	MAKSIUTA Valeriia	ISR	5.300	7.500		12.800
74	446	MILLOUSI Vasiliki	GRE	4.400	8.400		12.800
77	434	HOMOLOVA Maria	SVK	4.400	8.366		12.766
78	455	PHAN Thi Ha Thanh	VIE	5.300	7.366		12.666
79	424	BOCZOGO Dorina	HUN	5.300	7.633	0.3	12.633
80	456	SVILPAITE Laura	LTU	4.600	7.633		12.233
81	442	GOLOB Sasa	SLO	0.000	0.000		0.000

LEGEND

D Difficulty

E Execution

Pen Penalty

Q Qualified for Vault Final

Rx Reserve for Vault Final



Vault



North Greenwich Arena
North Greenwich Arena

SUN 29 JUL 2012

Gymnastics Artistic

Gymnastique artistique

Women's Uneven Bars

Barres asymétriques - femmes

Qualification

Qualification



Results

Résultats



Rank	Bib	Name	NOC Code	D Score	E Score	Pen	Total
1	354	TWEDDLE Elizabeth	GBR	7.000	9.133		16.133 Q
2	332	HE Kexin	CHN	7.100	8.866		15.966 Q
3	403	KOMOVA Victoria	RUS	7.000	8.833		15.833 Q
4	335	YAO Jinnan	CHN	6.800	8.966		15.766 Q
5	404	MUSTAFINA Aliya	RUS	7.000	8.700		15.700 Q
6	411	DOUGLAS Gabrielle	USA	6.600	8.733		15.333 Q
7	333	HUANG Qiushuang	CHN	6.600	8.666		15.266
8	365	SEITZ Elisabeth	GER	6.700	8.466		15.166 Q
9	385	TSURUMI Koko	JPN	6.600	8.433		15.033 Q
10	441	van GERNER Celine	NED	6.200	8.666		14.866 R1
11	414	ROSS Kyla	USA	6.400	8.466		14.866 R2
12	415	WIEBER Jordyn	USA	6.400	8.433		14.833
13	353	TUNNEY Rebecca	GBR	6.400	8.425		14.825 R3
14	383	TANAKA Rie	JPN	5.800	8.833		14.633
15	384	TERAMOTO Asuka	JPN	6.300	8.266		14.566
16	324	ROGERS Brittany	CAN	6.000	8.500		14.500
17	342	DUFOURNET Youna	FRA	6.900	7.600		14.500
18	325	VACULIK Kristina	CAN	6.000	8.366		14.366
19	362	BUI Kim	GER	6.200	8.100		14.300
20	453	LOPEZ Jessica	VEN	6.100	8.166		14.266
21	374	FERRARI Vanessa	ITA	5.900	8.333		14.233
22	355	WHELAN Hannah	GBR	5.800	8.400		14.200
23	413	RAISMAN Alexandra	USA	5.900	8.266		14.166
24	331	DENG Linlin	CHN	6.100	8.066		14.166
25	421	PALESOVA Kristyna	CZE	5.900	8.233		14.133
26	393	IORDACHE Larisa Andreea	ROU	5.900	8.200		14.100
27	431	PIHAN-KULESZA Marta	POL	5.700	8.333		14.033
28	402	GRISHINA Anastasia	RUS	6.300	7.733		14.033
29	304	MILLER Larrissa	AUS	6.200	7.825		14.025
30	391	BULIMAR Diana Laura	ROU	5.700	8.300		14.000
31	444	ADLERTEG Jonna	SWE	6.100	7.833		13.933
32	364	JAROSCH Nadine	GER	5.500	8.366		13.866
33	322	MOORS Victoria	CAN	5.600	8.233		13.833
34	392	CHELARU Diana Maria	ROU	5.500	8.233		13.733
35	323	PEGG Dominique	CAN	5.600	8.125		13.725
36	352	PINCHES Jennifer	GBR	5.500	8.200		13.700
37	372	FASANA Erika	ITA	5.400	8.266		13.666
38	343	KUHM Anne	FRA	5.700	7.833		13.533
39	456	SVILPAITE Laura	LTU	5.200	8.300		13.500
40	303	LITTLE Emily	AUS	5.400	8.033		13.433
41	435	KONONENKO Nataliya	UKR	6.500	6.933		13.433
42	446	MILLOUSI Vasiliki	GRE	5.400	8.025		13.425
43	341	BOUMEJMAJEN Mira	FRA	5.500	7.800		13.300



North Greenwich Arena
North Greenwich Arena

SUN 29 JUL 2012

Gymnastics Artistic

Gymnastique artistique

Women's Uneven Bars

Barres asymétriques - femmes

Qualification

Qualification



Results

Résultats



Rank	Bib	Name	NOC Code	D Score	E Score	Pen	Total
44	344	MALAUSSENA Aurelie	FRA	5.700	7.600		13.300
45	429	MYS Gaelle	BEL	5.300	7.966		13.266
45	448	PEREYRA Valeria	ARG	5.300	7.966		13.266
47	302	BRENNAN Ashleigh	AUS	5.400	7.866		13.266
48	433	STEINGRUBER Giulia	SUI	5.600	7.666		13.266
49	425	GOMEZ PORRAS Ana Sofia	GUA	5.800	7.466		13.266
50	424	BOCZOGO Dorina	HUN	5.200	8.000		13.200
51	301	BONORA Georgia	AUS	5.300	7.800		13.100
52	373	FERLITO Carlotta	ITA	5.200	7.875		13.075
53	381	MINOBE Yu	JPN	6.000	7.066		13.066
54	311	dos SANTOS Daiane	BRA	5.900	7.066		12.966
55	312	GONSER FRANCO Ethiene Cristina	BRA	5.200	7.733		12.933
56	314	MATIAS HYPOLITO Daniele	BRA	5.400	7.500		12.900
57	361	BERGER Janine	GER	5.600	7.266		12.866
58	430	ERCEG Tina	CRO	5.000	7.833		12.833
59	449	GASSER Barbara	AUT	5.200	7.600		12.800
60	371	CAMPANA Giorgia	ITA	5.900	6.866		12.766
61	451	GIL ORTIZ Jessica	COL	5.000	7.633		12.633
62	457	IZURIETA Ana Maria	ESP	5.600	7.000		12.600
63	440	MAHMOUD EL SAID MOHAMED Salma	EGY	4.900	7.666		12.566
64	313	KUROIWA YAMAMOTO LEAL Bruna	BRA	5.600	6.866		12.466
65	447	URVIKKO Annika	FIN	5.500	6.916		12.416
66	454	LIM Heem Wei	SIN	4.500	7.900		12.400
67	394	IZBASA Sandra Raluca	ROU	5.500	6.866		12.366
68	439	CASTRO LAZO Simona	CHI	4.600	7.666		12.266
69	445	HEO Seonmi	KOR	6.000	6.166		12.166
70	442	GOLOB Sasa	SLO	4.600	7.466		12.066
71	423	WONG Hiu Ying Angel	HKG	4.400	7.466		11.866
72	436	MARQUES de LIMA Zoi Mafalda	POR	3.900	7.866		11.766
73	443	DO Thi Ngan Thuong	VIE	4.300	7.166		11.466
74	458	MILEVA Ralitsa	BUL	3.600	7.366		10.966
75	432	QUINONES MORENO Lorena	PUR	4.800	5.966		10.766
76	426	AZIMBAY Moldir	KAZ	5.200	5.500		10.700
77	434	HOMOLOVA Maria	SVK	5.000	5.458		10.458
78	437	MAKSIUTA Valeriia	ISR	5.000	4.433		9.433
79	405	PASEKA Maria	RUS	0.000	0.000		0.000

LEGEND

D Difficulty

E Execution

Pen Penalty

Q Qualified for Uneven Bars Final

Rx Reserve for Uneven Bars Final



Uneven Bars



North Greenwich Arena
North Greenwich Arena

SUN 29 JUL 2012

Gymnastics Artistic
Gymnastique artistique

Women's Beam
Poutre - femmes

Qualification
Qualification



Results Résultats



Rank	Bib	Name	NOC Code	D Score	E Score	Pen	Total
1	334	SUI Lu	CHN	6.400	9.000		15.400 Q
2	403	KOMOVA Victoria	RUS	6.400	8.866		15.266 Q
3	411	DOUGLAS Gabrielle	USA	6.500	8.766		15.266 Q
4	331	DENG Linlin	CHN	6.500	8.666		15.166 Q
5	413	RAISMAN Alexandra	USA	6.400	8.700		15.100 Q
6	414	ROSS Kyla	USA	6.100	8.975		15.075
7	401	AFANASEVA Kseniia	RUS	5.900	9.166		15.066 Q
8	395	PONOR Catalina	ROU	6.400	8.633		15.033 Q
9	402	GRISHINA Anastasia	RUS	6.000	8.900		14.900
10	391	BULIMAR Diana Laura	ROU	6.100	8.766		14.866 Q
11	393	IORDACHE Larisa Andreea	ROU	6.400	8.400		14.800
12	404	MUSTAFINA Aliya	RUS	6.000	8.700		14.700
12	415	WIEBER Jordyn	USA	6.000	8.700		14.700
14	394	IZBASA Sandra Raluca	ROU	5.800	8.800		14.600
15	384	TERAMOTO Asuka	JPN	5.700	8.766		14.466 R1
16	374	FERRARI Vanessa	ITA	6.100	8.333		14.433 R2
17	373	FERLITO Carlotta	ITA	6.000	8.425		14.425 R3
18	446	MILLOUSI Vasiliki	GRE	6.000	8.366		14.366
19	425	GOMEZ PORRAS Ana Sofia	GUA	6.100	8.233		14.333
20	305	MITCHELL Lauren	AUS	6.500	7.800		14.300
21	342	DUFOURNET Youna	FRA	6.000	8.200		14.200
22	382	SHINTAKE Yuko	JPN	5.900	8.266		14.166
23	314	MATIAS HYPOLITO Daniele	BRA	6.000	8.166		14.166
24	381	MINOBE Yu	JPN	6.200	7.933		14.133
25	441	van GERNER Celine	NED	5.900	8.200		14.100
26	321	BLACK Elisabeth	CAN	5.900	8.066		13.966
27	453	LOPEZ Jessica	VEN	5.600	8.333		13.933
28	333	HUANG Qiushuang	CHN	5.900	7.966		13.866
29	433	STEINGRUBER Giulia	SUI	5.800	7.966		13.766
30	429	MYS Gaelle	BEL	5.600	8.133		13.733
31	363	CHUSOVITINA Oksana	GER	5.400	8.300		13.700
32	344	MALAUSSENA Aurelie	FRA	5.900	7.800		13.700
33	303	LITTLE Emily	AUS	5.500	8.133		13.633
34	323	PEGG Dominique	CAN	5.400	8.166		13.566
35	450	MARACHKOUSKAYA Nastassia	BLR	5.300	8.258		13.558
36	383	TANAKA Rie	JPN	5.500	7.900		13.400
37	351	CAIRNS Imogen	GBR	5.400	7.966		13.366
38	375	PREZIOSA Elisabetta	ITA	5.700	7.566		13.266
39	353	TUNNEY Rebecca	GBR	5.100	8.066		13.166
40	432	QUINONES MORENO Lorena	PUR	5.300	7.833		13.133
41	352	PINCHES Jennifer	GBR	5.800	7.300		13.100
42	440	MAHMOUD EL SAID MOHAMED Salma	EGY	5.200	7.866		13.066
43	301	BONORA Georgia	AUS	6.000	7.066		13.066



North Greenwich Arena
North Greenwich Arena

SUN 29 JUL 2012

Gymnastics Artistic
Gymnastique artistique

Women's Beam
Poutre - femmes

Qualification
Qualification



Results Résultats



Rank	Bib	Name	NOC Code	D Score	E Score	Pen	Total
43	302	BRENNAN Ashleigh	AUS	6.000	7.066		13.066
43	355	WHELAN Hannah	GBR	6.000	7.066		13.066
46	454	LIM Heem Wei	SIN	5.000	8.033		13.033
47	442	GOLOB Sasa	SLO	5.400	7.633		13.033
48	312	GONSER FRANCO Ethiene Cristina	BRA	4.900	8.100		13.000
49	341	BOUMEJMAJEN Mira	FRA	5.700	7.266		12.966
50	364	JAROSCH Nadine	GER	5.500	7.433		12.933
51	335	YAO Jinnan	CHN	5.500	7.333		12.833
52	313	KUROIWA YAMAMOTO LEAL Bruna	BRA	5.100	7.700		12.800
53	438	ELZEINY Sherine Ahmed	EGY	5.100	7.633		12.733
54	365	SEITZ Elisabeth	GER	5.600	7.100		12.700
55	343	KUHM Anne	FRA	5.900	6.666		12.566
56	362	BUI Kim	GER	5.300	7.133		12.433
57	439	CASTRO LAZO Simona	CHI	4.800	7.600		12.400
58	427	GARCIA RODRIGUEZ BLANCAS Elsa	MEX	5.000	7.400		12.400
59	436	MARQUES de LIMA Zoi Mafalda	POR	4.600	7.666		12.266
60	430	ERCEG Tina	CRO	5.000	7.266		12.266
61	451	GIL ORTIZ Jessica	COL	5.400	6.966	0.1	12.266
62	372	FASANA Erika	ITA	5.600	6.666		12.266
63	444	ADLERTEG Jonna	SWE	5.000	7.200		12.200
64	431	PIHAN-KULESZA Marta	POL	5.900	6.266		12.166
65	458	MILEVA Ralitsa	BUL	5.300	6.766		12.066
66	435	KONONENKO Nataliya	UKR	5.500	6.566		12.066
67	315	de FREITAS Harumy Mariko	BRA	4.900	7.133		12.033
68	449	GASSER Barbara	AUT	5.000	7.000		12.000
69	457	IZURIETA Ana Maria	ESP	5.900	6.100		12.000
70	443	DO Thi Ngan Thuong	VIE	4.200	7.766		11.966
71	456	SVILPAITE Laura	LTU	4.800	7.200	0.1	11.900
72	434	HOMOLOVA Maria	SVK	4.400	7.333		11.733
73	424	BOCZOGO Dorina	HUN	5.000	6.700	0.1	11.600
74	426	AZIMBAY Moldir	KAZ	5.300	6.266		11.566
75	423	WONG Hiu Ying Angel	HKG	4.800	6.666		11.466
76	445	HEO Seonmi	KOR	5.600	5.800		11.400
77	428	UCTAS Goksu	TUR	3.300	8.033		11.333
78	325	VACULIK Kristina	CAN	5.500	5.800		11.300
79	322	MOORS Victoria	CAN	5.600	5.666		11.266
80	447	URVIKKO Annika	FIN	4.400	6.633	0.1	10.933
81	448	PEREYRA Valeria	ARG	4.600	5.966		10.566
82	437	MAKSIUTA Valeriia	ISR	5.600	4.933		10.533
83	421	PALESOVA Kristyna	CZE	5.300	4.400		9.700

LEGEND

D Difficulty

E Execution

Pen Penalty

Q Qualified for Beam Final

Rx Reserve for Beam Final



Beam



North Greenwich Arena
North Greenwich Arena

SUN 29 JUL 2012

Gymnastics Artistic
Gymnastique artistique

Women's Vault
Saut de cheval - femmes

Qualification
Qualification



Results Résultats



Rank	Bib	Name	NOC Code	Vault	D Score	E Score	Pen	Vault Score	Total
1	412	MARONEY Mc Kayla	USA	1	6.500	9.400		15.900	15.800 Q
				2	6.100	9.600		15.700	
2	394	IZBASA Sandra Raluca	ROU	1	6.100	9.400		15.500	15.316 Q
				2	5.800	9.333		15.133	
3	405	PASEKA Maria	RUS	1	6.500	9.033		15.533	15.049 Q
				2	5.600	8.966		14.566	
4	363	CHUSOVITINA Oksana	GER	1	6.300	8.833	0.1	15.033	14.808 Q
				2	5.500	9.083		14.583	
5	422	PENA ABREU Yamilet	DOM	1	7.100	7.833		14.933	14.699 Q
				2	5.800	8.666		14.466	
6	361	BERGER Janine	GER	1	6.300	7.833		14.133	14.483 Q
				2	6.000	8.833		14.833	
7	324	ROGERS Brittany	CAN	1	5.800	8.866		14.666	14.483 Q
				2	5.600	8.700		14.300	
8	321	BLACK Elisabeth	CAN	1	6.300	8.500		14.800	14.366 Q
				2	5.200	8.733		13.933	
9	433	STEINGRUBER Giulia	SUI	1	6.300	8.483		14.783	13.924 R1
				2	6.000	7.366	0.3	13.066	
10	450	MARACHKOUSKAYA Nastassia	BLR	1	5.800	9.200		15.000	13.800 R2
				2	5.000	7.600		12.600	
11	325	VACULIK Kristina	CAN	1	5.300	8.800		14.100	13.800
				2	4.800	8.700		13.500	
12	455	PHAN Thi Ha Thanh	VIE	1	5.300	7.366		12.666	13.533 R3
				2	6.300	8.100		14.400	
13	423	WONG Hiu Ying Angel	HKG	1	5.200	8.433		13.633	13.533
				2	5.000	8.433		13.433	
14	430	ERCEG Tina	CRO	1	5.000	8.500		13.500	13.516
				2	5.000	8.533		13.533	
15	436	MARQUES de LIMA Zoi Mafalda	POR	1	5.000	8.566		13.566	13.316
				2	4.600	8.466		13.066	
16	437	MAKSIUTA Valeriia	ISR	1	5.300	7.500		12.800	13.300
				2	5.500	8.300		13.800	
17	424	BOCZOGO Dorina	HUN	1	5.300	7.633	0.3	12.633	12.916
				2	4.600	8.600		13.200	
18	456	SVILPAITE Laura	LTU	1	4.600	7.633		12.233	11.933
				2	4.200	7.433		11.633	

LEGEND

D Difficulty

E Execution

Pen Penalty

Q Qualified for Vault Final

Rx Reserve for Vault Final

Vault



North Greenwich Arena
North Greenwich Arena

SUN 29 JUL 2012

Gymnastics Artistic
Gymnastique artistique

Women's Floor Exercise
Exercices au sol - femmes

Qualification
Qualification



Individual Judges Scores

Scores individuels des juges



Rank	Bib	Name	NOC Code	Time	D Score	Execution Jury (E)										Penalty		Total
						E1	E2	E3	E4	E5	E Jury Score	ER1 Score	ER2 Score	ER Score	E Score	L / T / O		
1	413	RAISMAN Alexandra	USA	1:29	6.500	8.7	8.5	8.8	8.6	8.8	8.700	9.0	8.9	8.950	*	8.825	* 15.325	
2	394	IZBASA Sandra Raluca	ROU	1:29	6.300	9.1	8.9	8.7	8.7	8.6	8.766	8.9	8.9	8.900		8.766	15.066	
3	374	FERRARI Vanessa	ITA	1:29	6.200	8.6	8.7	8.6	8.8	8.9	8.700	8.7	8.7	8.700		8.700	14.900	
4	401	AFANASEVA Kseniia	RUS	1:29	5.900	8.7	9.0	8.9	8.9	9.2	8.933	8.8	9.0	8.900		8.933	14.833	
5	305	MITCHELL Lauren	AUS	1:29	6.300	9.0	8.0	8.6	8.6	8.4	8.533	8.6	8.5	8.550		8.533	14.833	
6	415	WIEBER Jordyn	USA	1:28	6.000	8.8	8.7	8.7	8.8	8.9	8.766	8.8	8.7	8.750		8.766	14.666 .1 / .0 / .0	
7	395	PONOR Catalina	ROU	1:28	5.900	8.7	8.7	8.6	8.8	8.7	8.700	8.6	8.7	8.650		8.700	14.600	
8	404	MUSTAFINA Aliya	RUS	1:29	5.900	8.9	8.7	8.4	8.6	8.6	8.633	8.6	8.5	8.550		8.633	14.433 .1 / .0 / .0	
9	354	TWEDDLE Elizabeth	GBR	1:29	5.800	8.4	8.6	8.6	8.7	9.0	8.633	8.5	8.6	8.550		8.633	14.433	
10	392	CHELARU Diana Maria	ROU	1:27	6.000	8.6	8.7	8.6	8.5	8.7	8.633	8.9	8.5	8.700		8.633	14.333 .3 / .0 / .0	
11	431	PIHAN-KULESZA Marta	POL	1:28	5.900	8.5	8.2	8.2	8.6	8.7	8.433	8.3	8.2	8.250		8.433	14.333	
12	384	TERAMOTO Asuka	JPN	1:24	5.500	9.0	8.5	8.8	8.5	8.9	8.733	8.3	8.6	8.450		8.733	14.233	
13	334	SUI Lu	CHN	1:28	5.600	8.7	8.7	8.4	8.6	8.6	8.633	8.4	8.5	8.450		8.633	14.233	
14	323	PEGG Dominique	CAN	1:23	5.700	8.5	8.3	8.6	8.6	8.5	8.533	8.6	8.4	8.500		8.533	14.233	
15	321	BLACK Elisabeth	CAN	1:15	5.800	8.4	8.4	8.4	8.5	8.5	8.433	8.3	8.1	8.200		8.433	14.233	
16	302	BRENNAN Ashleigh	AUS	1:29	5.700	8.4	8.5	8.6	8.6	8.3	8.500	8.3	8.1	8.200		8.500	14.200	
17	311	dos SANTOS Daiane	BRA	1:22	5.800	8.5	8.3	8.5	8.2	8.3	8.366	8.3	8.2	8.250		8.366	14.166	
18	457	IZURIETA Ana Maria	ESP	1:26	5.700	8.6	8.5	8.2	8.3	8.5	8.433	8.3	8.4	8.350		8.433	14.133	
19	352	PINCHES Jennifer	GBR	1:28	5.800	8.3	8.0	8.2	8.5	8.4	8.300	7.9	8.1	8.000		8.300	14.100	
20	322	MOORS Victoria	CAN	1:28	6.000	8.5	8.1	7.9	8.1	8.1	8.100	8.4	8.2	8.300		8.100	14.100	
21	402	GRISHINA Anastasia	RUS	1:31	5.700	8.6	8.6	7.9	8.5	8.7	8.566	8.3	8.6	8.450		8.566	14.066 .1 / .1 / .0	
22	372	FASANA Erika	ITA	1:24	5.700	8.3	8.6	8.3	8.4	8.3	8.333	8.5	8.3	8.400		8.333	14.033	
23	353	TUNNEY Rebecca	GBR	1:26	5.700	8.6	8.2	8.4	8.3	8.2	8.300	8.2	8.4	8.300		8.300	14.000	
23	425	GOMEZ PORRAS Ana Sofia	GUA	1:26	5.700	7.8	8.3	8.3	8.3	8.5	8.300	7.9	7.9	7.900		8.300	14.000	



North Greenwich Arena
North Greenwich Arena

Gymnastics Artistic
Gymnastique artistique
Women's Floor Exercise
Exercices au sol - femmes
Qualification
Qualification

SUN 29 JUL 2012



Individual Judges Scores

Scores individuels des juges



Rank	Bib	Name	NOC Code	Time	D Score	Execution Jury (E)										Penalty		Total
						E1	E2	E3	E4	E5	E Jury Score	ER1 Score	ER2 Score	ER Score	E Score	L / T / O		
25	355	WHELAN Hannah	GBR	1:29	5.700	8.2	8.5	8.3	8.2	8.1	8.233	8.3	8.4	8.350	8.233		13.933	
26	373	FERLITO Carlotta	ITA	1:26	5.500	9.0	8.4	8.3	8.7	8.4	8.500	8.5	8.5	8.500	8.500	.1 / .0 / .0	13.900	
27	453	LOPEZ Jessica	VEN	1:28	5.500	8.4	8.3	8.5	8.3	8.9	8.400	8.5	8.3	8.400	8.400		13.900	
28	403	KOMOVA Victoria	RUS	1:27	5.800	8.2	8.0	8.0	8.5	8.4	8.200	8.3	8.4	8.350	8.200	.1 / .0 / .0	13.900	
29	331	DENG Linlin	CHN	1:28	5.500	8.2	8.4	8.1	8.4	8.5	8.333	8.3	8.2	8.250	8.333		13.833	
30	325	VACULIK Kristina	CAN	1:26	5.300	8.3	8.6	8.3	8.6	8.9	8.500	8.4	8.6	8.500	8.500		13.800	
31	365	SEITZ Elisabeth	GER	1:29	5.500	8.4	8.6	8.3	8.4	8.4	8.400	8.4	8.5	8.450	8.400	.1 / .0 / .0	13.800	
32	393	IODACHE Larisa Andreea	ROU	1:28	5.900	7.7	7.9	8.0	7.8	8.2	7.900	7.8	7.6	7.700	7.900		13.800	
33	411	DOUGLAS Gabrielle	USA	1:26	5.700	8.4	8.3	8.3	8.4	8.5	8.366	8.5	8.2	8.350	8.366	.3 / .0 / .0	13.766	
34	414	ROSS Kyla	USA	1:28	5.500	8.4	8.2	8.1	8.4	8.4	8.333	8.3	8.4	8.350	8.333	.1 / .0 / .0	13.733	
35	427	GARCIA RODRIGUEZ BLANCAS Elsa	MEX	1:29	5.600	8.4	7.8	8.1	7.9	8.4	8.133	8.1	8.4	8.250	8.133		13.733	
36	382	SHINTAKE Yuko	JPN	1:27	5.400	8.3	8.3	8.1	8.4	8.1	8.233	8.0	8.3	8.150	8.233		13.633	
37	362	BUI Kim	GER	1:28	5.400	8.1	8.1	8.2	8.3	8.5	8.200	8.1	8.3	8.200	8.200		13.600	
38	333	HUANG Qiushuang	CHN	1:28	5.300	7.9	8.1	8.0	8.2	8.3	8.100	8.4	8.5	8.450	* 8.275		* 13.575	
39	343	KUHM Anne	FRA	1:10	5.700	8.1	8.1	8.1	8.2	8.5	8.133	7.9	8.0	7.950	8.133	.3 / .0 / .0	13.533	
40	442	GOLOB Sasa	SLO	1:27	5.300	8.2	8.4	8.1	8.3	8.1	8.200	7.9	7.8	7.850	8.200		13.500	
41	430	ERCEG Tina	CRO	1:27	5.400	8.1	8.3	8.1	8.0	7.8	8.066	7.9	8.0	7.950	8.066		13.466	
42	304	MILLER Larissa	AUS	1:29	5.700	8.1	7.5	7.5	7.7	8.2	7.766	7.8	7.5	7.650	7.766		13.466	
43	313	KUROIWA YAMAMOTO LEAL Bruna	BRA	1:26	5.100	8.5	8.3	8.2	8.0	8.6	8.333	8.1	8.1	8.100	8.333		13.433	
44	344	MALAUSSENA Aurelie	FRA	1:24	5.300	8.0	8.4	8.0	8.1	8.4	8.166	7.8	7.9	7.850	8.166	.1 / .0 / .0	13.366	
45	375	PREZIOSA Elisabetta	ITA	1:23	5.000	8.1	8.4	8.3	8.5	8.5	8.400	8.5	8.1	8.300	8.400	.1 / .0 / .0	13.300	
46	383	TANAKA Rie	JPN	1:29	5.000	8.3	8.4	8.2	8.5	8.1	8.300	8.6	8.4	8.500	8.300		13.300	
47	361	BERGER Janine	GER	1:28	5.200	8.1	8.1	8.2	8.1	8.1	8.100	8.0	8.0	8.000	8.100		13.300	
48	364	JAROSCH Nadine	GER	1:28	5.600	7.2	7.7	7.7	7.7	8.0	7.700	7.4	7.5	7.450	7.700		13.300	



North Greenwich Arena
North Greenwich Arena

SUN 29 JUL 2012

Gymnastics Artistic
Gymnastique artistique

Women's Floor Exercise
Exercices au sol - femmes

Qualification
Qualification



Individual Judges Scores

Scores individuels des juges



Rank	Bib	Name	NOC Code	Time	D Score	Execution Jury (E)										Penalty		Total
						E1	E2	E3	E4	E5	E Jury Score	ER1 Score	ER2 Score	ER Score	E Score	L / T / O		
49	445	HEO Seonmi	KOR	1:27	5.300	8.4	7.8	7.8	8.1	7.9	7.933	7.7	7.4	7.550	7.933		13.233	
50	312	GONSER FRANCO Ethiene Cristina	BRA	1:28	5.000	7.9	8.2	8.1	8.2	8.3	8.166	8.0	7.5	7.750	8.166		13.166	
51	429	MYS Gaelle	BEL	1:27	5.200	8.1	8.3	8.0	8.1	7.8	8.066	8.2	7.8	8.000	8.066	.1 / .0 / .0	13.166	
52	424	BOCZOGO Dorina	HUN	1:27	5.300	7.9	8.1	7.8	7.9	8.5	7.966	8.2	7.6	7.900	7.966	.1 / .0 / .0	13.166	
53	451	GIL ORTIZ Jessica	COL	1:26	5.100	8.3	7.8	7.9	8.0	8.3	8.066	8.0	8.1	8.050	8.066	.1 / .0 / .0	13.066	
54	335	YAO Jinnan	CHN	1:28	5.300	7.7	7.9	7.7	7.5	7.9	7.766	7.7	7.5	7.600	7.766		13.066	
55	421	PALESOVA Kristyna	CZE	1:29	5.200	8.1	8.2	7.8	7.4	8.0	7.966	7.7	8.0	7.850	7.966	.2 / .0 / .0	12.966	
56	441	van GERNER Celine	NED	1:27	5.300	7.7	7.8	7.6	7.8	7.9	7.766	7.6	7.6	7.600	7.766	.1 / .0 / .0	12.966	
57	381	MINOBE Yu	JPN	1:27	5.400	7.6	7.5	7.2	7.6	7.9	7.566	7.9	7.6	7.750	7.566		12.966	
58	446	MILLOUSI Vasiliki	GRE	1:30	4.800	7.9	8.1	8.0	8.3	8.5	8.133	8.2	8.3	8.250	8.133		12.933	
59	437	MAKSIUTA Valeria	ISR	1:28	4.900	8.2	8.3	7.8	8.0	7.9	8.033	8.2	8.0	8.100	8.033		12.933	
60	341	BOUMEJAJEN Mira	FRA	1:27	5.000	8.1	8.0	7.8	8.0	7.8	7.933	8.1	7.9	8.000	7.933		12.933	
61	345	SERSERI Sophia	FRA	1:26	5.100	7.9	8.1	7.7	7.8	7.8	7.833	8.1	7.9	8.000	7.833		12.933	
62	433	STEINGRUBER Giulia	SUI	1:19	5.600	7.7	7.6	7.4	7.5	7.7	7.600	7.2	7.3	7.250	7.600	.3 / .0 / .0	12.900	
63	423	WONG Hiu Ying Angel	HKG	1:26	5.000	7.6	8.0	7.9	7.6	7.9	7.800	8.0	7.8	7.900	7.800		12.800	
64	456	SVILPAITE Laura	LTU	1:29	4.800	7.9	8.2	7.8	7.9	7.6	7.866	7.7	8.4	8.050	7.866		12.666	
65	303	LITTLE Emily	AUS	1:25	5.300	7.0	7.3	7.4	7.4	7.4	7.366	7.2	7.3	7.250	7.366		12.666	
66	439	CASTRO LAZO Simona	CHI	1:28	4.700	8.0	7.7	7.5	8.0	8.2	7.900	7.8	8.2	8.000	7.900		12.600	
67	448	PEREYRA Valeria	ARG	1:24	5.200	7.8	7.7	7.5	7.9	8.2	7.800	7.9	7.8	7.850	7.800	.4 / .0 / .0	12.600	
68	435	KONONENKO Nataliya	UKR	1:28	4.300	8.3	8.3	8.1	8.2	8.0	8.200	8.2	8.3	8.250	8.200		12.500	
69	440	MAHMOUD EL SAID MOHAMED Salma	EGY	1:28	5.000	7.4	7.4	7.1	7.7	7.7	7.500	7.6	7.1	7.350	7.500		12.500	
70	444	ADLERTEG Jonna	SWE	1:29	5.100	8.0	7.4	7.7	7.7	7.6	7.666	7.9	7.4	7.650	7.666	.3 / .0 / .0	12.466	
71	455	PHAN Thi Ha Thanh	VIE	1:26	4.900	7.9	7.4	7.4	7.5	7.8	7.566	7.9	8.0	7.950	7.566		12.466	
72	422	PENA ABREU Yamilet	DOM	1:29	5.000	8.0	7.4	7.0	7.3	7.2	7.300	7.0	7.2	7.100	7.300		12.300	



North Greenwich Arena
North Greenwich Arena

SUN 29 JUL 2012

Gymnastics Artistic
Gymnastique artistique
Women's Floor Exercise
Exercices au sol - femmes
Qualification
Qualification



Individual Judges Scores

Scores individuels des juges



Rank	Bib	Name	NOC Code	Time	D Score	Execution Jury (E)										Penalty		Total
						E1	E2	E3	E4	E5	E Jury Score	ER1 Score	ER2 Score	ER Score	E Score	L / T	O	
73	447	URVIKKO Annika	FIN	1:27	5.000	7.3	7.7	7.9	7.8	7.8	7.766	7.9	7.9	7.900	7.766	.5	/ .0 / .0	12.266
74	458	MILEVA Ralitsa	BUL	1:27	4.700	7.4	7.5	7.8	7.1	7.6	7.500	7.5	7.8	7.650	7.500			12.200
75	449	GASSER Barbara	AUT	1:27	4.700	7.0	7.8	7.3	7.7	7.3	7.433	7.5	7.5	7.500	7.433			12.133
76	434	HOMOLOVA Maria	SVK	1:28	4.500	7.6	8.0	7.6	7.5	7.3	7.566	7.9	7.7	7.800	7.566			12.066
77	454	LIM Heem Wei	SIN	1:24	4.500	7.8	7.4	7.2	7.5	7.7	7.533	7.4	7.0	7.200	7.533			12.033
78	436	MARQUES de LIMA Zoi Mafalda	POR	1:27	5.100	7.1	6.5	6.8	6.9	7.2	6.933	7.2	7.1	7.150	6.933			12.033
79	426	AZIMBAY Moldir	KAZ	1:23	4.800	7.4	7.4	6.8	7.6	7.5	7.433	7.6	7.5	7.550	7.433	.3	/ .0 / .0	11.933
80	314	MATIAS HYPOLITO Daniele	BRA	1:21	5.400	5.9	6.7	6.2	6.6	7.0	6.500	6.7	6.2	6.450	6.500			11.900
81	432	QUINONES MORENO Lorena	PUR	1:28	5.100	6.2	6.7	6.4	6.6	6.7	6.566	6.9	6.5	6.700	6.566	.3	/ .0 / .0	11.366
82	438	ELZEINY Sherine Ahmed	EGY	1:20	4.500	6.6	6.7	6.0	6.2	6.8	6.500	6.5	6.1	6.300	6.500			11.000

LEGEND

* Reference score applied

L Line

D Difficulty
O Other

E Execution
Spec Ded

Specific apparatus deduction

Ex Execution Judges (x=1-5)
T Time

ER Execution Reference

ERx Execution Reference Judges (x=1-2)



Floor

C75C-ref 1.0

Report Created SUN 29 JUL 2012 21:28

Page 4/4





North Greenwich Arena
North Greenwich Arena

SUN 29 JUL 2012

Gymnastics Artistic
Gymnastique artistique
Women's Uneven Bars
Barres asymétriques - femmes
Qualification
Qualification



Individual Judges Scores

Scores individuels des juges



Rank	Bib	Name	NOC Code	D Score	Execution Jury (E)										Penalty		Total
					E1	E2	E3	E4	E5	E Jury Score	ER1 Score	ER2 Score	ER Score	E Score	L / T / O		
1	354	TWEDDLE Elizabeth	GBR	7.000	8.8	9.1	9.2	9.1	9.2	9.133	9.4	9.0	9.200	9.133	16.133		
2	332	HE Kexin	CHN	7.100	8.9	9.0	8.8	8.8	8.9	8.866	8.8	8.9	8.850	8.866	15.966		
3	403	KOMOVA Victoria	RUS	7.000	9.0	8.9	8.8	8.8	8.5	8.833	8.8	8.7	8.750	8.833	15.833		
4	335	YAO Jinnan	CHN	6.800	8.8	8.6	9.3	9.1	9.0	8.966	9.1	9.1	9.100	8.966	15.766		
5	404	MUSTAFINA Aliya	RUS	7.000	8.6	8.9	8.6	9.0	8.3	8.700	8.7	8.8	8.750	8.700	15.700		
6	411	DOUGLAS Gabrielle	USA	6.600	8.6	8.7	8.4	8.9	9.1	8.733	8.7	8.8	8.750	8.733	15.333		
7	333	HUANG Qiushuang	CHN	6.600	8.6	8.7	8.3	8.7	8.7	8.666	8.5	8.7	8.600	8.666	15.266		
8	365	SEITZ Elisabeth	GER	6.700	8.4	8.6	8.1	8.6	8.4	8.466	8.4	8.3	8.350	8.466	15.166		
9	385	TSURUMI Koko	JPN	6.600	8.0	8.5	8.3	8.5	8.5	8.433	8.8	8.4	8.600	8.433	15.033		
10	441	van GERNER Celine	NED	6.200	8.8	8.5	8.8	8.7	8.5	8.666	8.5	8.7	8.600	8.666	14.866		
11	414	ROSS Kyla	USA	6.400	8.6	8.1	8.3	8.5	8.7	8.466	8.4	8.5	8.450	8.466	14.866		
12	415	WIEBER Jordyn	USA	6.400	8.4	8.4	8.6	8.5	8.2	8.433	8.5	8.4	8.450	8.433	14.833		
13	353	TUNNEY Rebecca	GBR	6.400	8.5	8.2	8.7	8.2	8.1	8.300	8.6	8.5	8.550	* 8.425	* 14.825		
14	383	TANAKA Rie	JPN	5.800	8.9	8.7	8.9	8.6	9.0	8.833	8.6	8.9	8.750	8.833	14.633		
15	384	TERAMOTO Asuka	JPN	6.300	8.5	8.4	7.9	8.1	8.3	8.266	8.4	8.1	8.250	8.266	14.566		
16	324	ROGERS Brittany	CAN	6.000	8.6	8.2	8.7	8.5	8.4	8.500	8.7	8.5	8.600	8.500	14.500		
17	342	DUFOURNET Youna	FRA	6.900	7.4	7.7	7.8	7.6	7.5	7.600	7.3	7.4	7.350	7.600	14.500		
18	325	VACULIK Kristina	CAN	6.000	8.5	8.3	8.1	8.4	8.4	8.366	8.0	8.6	8.300	8.366	14.366		
19	362	BUI Kim	GER	6.200	8.3	8.4	7.9	8.0	8.0	8.100	8.3	8.3	8.300	8.100	14.300		
20	453	LOPEZ Jessica	VEN	6.100	8.1	8.2	7.9	8.2	8.3	8.166	8.2	8.1	8.150	8.166	14.266		
21	374	FERRARI Vanessa	ITA	5.900	8.4	8.1	8.4	8.2	8.4	8.333	8.3	8.3	8.300	8.333	14.233		
22	355	WHELAN Hannah	GBR	5.800	8.4	8.4	8.4	8.4	8.2	8.400	8.0	8.4	8.200	8.400	14.200		
23	413	RAISMAN Alexandra	USA	5.900	8.4	7.9	8.8	7.9	8.5	8.266	8.0	8.6	8.300	8.266	14.166		
24	331	DENG Linlin	CHN	6.100	7.6	8.3	7.5	8.3	8.7	8.066	8.5	8.2	8.350	8.066	14.166		



North Greenwich Arena
North Greenwich Arena

Gymnastics Artistic
Gymnastique artistique
Women's Uneven Bars
Barres asymétriques - femmes
Qualification
Qualification

SUN 29 JUL 2012



Individual Judges Scores

Scores individuels des juges



Rank	Bib	Name	NOC Code	D Score	Execution Jury (E)										Penalty		Total
					E1	E2	E3	E4	E5	E Jury Score	ER1 Score	ER2 Score	ER Score	E Score	L / T / O		
25	421	PALESOVA Kristyna	CZE	5.900	8.3	8.3	8.0	8.3	8.1	8.233	8.0	8.0	8.000	8.233	14.133		
26	393	IODACHE Larisa Andreea	ROU	5.900	8.6	8.2	8.2	8.2	8.2	8.200	8.1	8.4	8.250	8.200	14.100		
27	431	PIHAN-KULESZA Marta	POL	5.700	8.0	8.4	8.3	8.3	8.4	8.333	8.4	8.4	8.400	8.333	14.033		
28	402	GRISHINA Anastasia	RUS	6.300	7.9	8.1	7.1	7.9	7.4	7.733	8.3	7.4	7.850	7.733	14.033		
29	304	MILLER Larrissa	AUS	6.200	7.6	7.7	7.3	8.1	7.5	7.600	8.1	8.0	8.050	* 7.825	* 14.025		
30	391	BULIMAR Diana Laura	ROU	5.700	8.5	8.2	8.8	8.2	8.2	8.300	8.3	8.5	8.400	8.300	14.000		
31	444	ADLERTEG Jonna	SWE	6.100	7.8	7.9	7.8	7.1	8.2	7.833	7.8	8.0	7.900	7.833	13.933		
32	364	JAROSCH Nadine	GER	5.500	8.6	8.3	8.5	8.3	8.1	8.366	8.1	8.1	8.100	8.366	13.866		
33	322	MOORS Victoria	CAN	5.600	8.5	8.2	8.2	8.3	8.2	8.233	8.1	8.4	8.250	8.233	13.833		
34	392	CHELARU Diana Maria	ROU	5.500	8.4	8.3	8.3	8.1	8.0	8.233	8.0	8.3	8.150	8.233	13.733		
35	323	PEGG Dominique	CAN	5.600	7.8	7.9	7.7	8.0	8.4	7.900	8.4	8.3	8.350	* 8.125	* 13.725		
36	352	PINCHES Jennifer	GBR	5.500	8.2	8.2	8.3	8.0	8.2	8.200	8.4	7.8	8.100	8.200	13.700		
37	372	FASANA Erika	ITA	5.400	8.4	8.2	8.3	8.0	8.3	8.266	8.2	8.1	8.150	8.266	13.666		
38	343	KUHM Anne	FRA	5.700	7.7	8.0	7.8	8.3	7.6	7.833	8.2	7.7	7.950	7.833	13.533		
39	456	SVILPAITE Laura	LTU	5.200	8.1	8.3	8.4	8.3	8.3	8.300	8.2	8.3	8.250	8.300	13.500		
40	303	LITTLE Emily	AUS	5.400	8.2	7.9	8.0	8.0	8.1	8.033	8.1	8.3	8.200	8.033	13.433		
41	435	KONONENKO Nataliya	UKR	6.500	6.7	7.2	6.9	7.3	6.7	6.933	7.3	7.3	7.300	6.933	13.433		
42	446	MILLOUSI Vasiliki	GRE	5.400	8.1	7.8	7.5	7.8	7.8	7.800	8.1	8.4	8.250	* 8.025	* 13.425		
43	341	BOUMEJAJEN Mira	FRA	5.500	7.7	8.0	7.7	7.6	8.1	7.800	8.0	7.9	7.950	7.800	13.300		
44	344	MALAUSSENA Aurelie	FRA	5.700	7.0	7.9	7.5	7.5	7.8	7.600	7.5	8.0	7.750	7.600	13.300		
45	429	MYS Gaelle	BEL	5.300	8.0	8.0	8.0	7.7	7.9	7.966	7.6	7.7	7.650	7.966	13.266		
45	448	PEREYRA Valeria	ARG	5.300	8.4	8.1	7.8	7.8	8.0	7.966	7.6	7.9	7.750	7.966	13.266		
47	302	BRENNAN Ashleigh	AUS	5.400	7.9	7.7	8.2	8.0	7.6	7.866	7.5	8.0	7.750	7.866	13.266		
48	433	STEINGRUBER Giulia	SUI	5.600	7.8	7.5	7.4	7.7	8.2	7.666	7.7	7.7	7.700	7.666	13.266		



North Greenwich Arena
North Greenwich Arena

SUN 29 JUL 2012

Gymnastics Artistic
Gymnastique artistique
Women's Uneven Bars
Barres asymétriques - femmes
Qualification
Qualification



Individual Judges Scores

Scores individuels des juges



Rank	Bib	Name	NOC Code	D Score	Execution Jury (E)										Penalty		Total
					E1	E2	E3	E4	E5	E Jury Score	ER1 Score	ER2 Score	ER Score	E Score	L / T / O		
49	425	GOMEZ PORRAS Ana Sofia	GUA	5.800	7.4	7.3	8.0	6.9	7.7	7.466	7.9	7.2	7.550	7.466	13.266		
50	424	BOCZOGO Dorina	HUN	5.200	8.0	7.7	8.5	8.0	8.0	8.000	7.6	8.2	7.900	8.000	13.200		
51	301	BONORA Georgia	AUS	5.300	8.1	7.5	7.7	7.8	7.9	7.800	7.9	7.9	7.900	7.800	13.100		
52	373	FERLITO Carlotta	ITA	5.200	8.1	8.1	8.3	7.9	8.1	8.100	7.8	7.5	7.650	* 7.875	* 13.075		
53	381	MINOBE Yu	JPN	6.000	7.2	7.0	6.8	7.1	7.1	7.066	7.2	7.0	7.100	7.066	13.066		
54	311	dos SANTOS Daiane	BRA	5.900	7.3	7.0	7.5	6.8	6.9	7.066	7.4	6.5	6.950	7.066	12.966		
55	312	GONSER FRANCO Ethiene Cristina	BRA	5.200	7.8	8.1	8.3	7.6	8.0	7.966	7.5	7.5	7.500	* 7.733	* 12.933		
56	314	MATIAS HYPOLITO Daniele	BRA	5.400	7.5	7.6	7.1	7.4	7.8	7.500	7.4	7.6	7.500	7.500	12.900		
57	361	BERGER Janine	GER	5.600	7.2	7.4	7.2	6.7	7.5	7.266	7.6	7.5	7.550	7.266	12.866		
58	430	ERCEG Tina	CRO	5.000	8.0	7.7	7.8	7.3	8.1	7.833	7.5	7.9	7.700	7.833	12.833		
59	449	GASSER Barbara	AUT	5.200	7.5	7.8	7.1	7.8	7.5	7.600	7.3	7.3	7.300	7.600	12.800		
60	371	CAMPANA Giorgia	ITA	5.900	6.7	7.1	6.8	6.5	7.2	6.866	7.1	6.6	6.850	6.866	12.766		
61	451	GIL ORTIZ Jessica	COL	5.000	8.0	7.4	7.5	7.4	8.0	7.633	7.4	7.5	7.450	7.633	12.633		
62	457	IZURIETA Ana Maria	ESP	5.600	6.8	7.1	6.7	7.1	7.3	7.000	7.1	6.8	6.950	7.000	12.600		
63	440	MAHMOUD EL SAID MOHAMED Salma	EGY	4.900	7.4	7.7	7.8	7.9	7.5	7.666	7.6	7.2	7.400	7.666	12.566		
64	313	KUROIWA YAMAMOTO LEAL Bruna	BRA	5.600	6.8	6.7	6.7	7.2	7.1	6.866	6.6	7.0	6.800	6.866	12.466		
65	447	URVIKKO Annika	FIN	5.500	6.6	6.8	6.5	5.8	7.2	6.633	7.4	7.0	7.200	* 6.916	* 12.416		
66	454	LIM Heem Wei	SIN	4.500	7.9	7.8	8.0	8.0	7.6	7.900	8.5	7.8	8.150	7.900	12.400		
67	394	IZBASA Sandra Raluca	ROU	5.500	6.9	5.9	7.3	6.5	7.2	6.866	7.3	6.7	7.000	6.866	12.366		
68	439	CASTRO LAZO Simona	CHI	4.600	7.4	7.6	8.0	7.4	8.0	7.666	7.4	7.5	7.450	7.666	12.266		
69	445	HEO Seonmi	KOR	6.000	6.4	6.0	6.8	6.0	6.1	6.166	6.2	6.4	6.300	6.166	12.166		
70	442	GOLOB Sasa	SLO	4.600	7.1	8.0	7.7	7.1	7.6	7.466	7.5	7.4	7.450	7.466	12.066		
71	423	WONG Hiu Ying Angel	HKG	4.400	7.4	7.4	7.8	7.3	7.6	7.466	7.5	7.2	7.350	7.466	11.866		
72	436	MARQUES de LIMA Zoi Mafalda	POR	3.900	7.9	8.0	8.2	7.7	7.6	7.866	7.6	7.5	7.550	7.866	11.766		



North Greenwich Arena
North Greenwich Arena

SUN 29 JUL 2012

Gymnastics Artistic
Gymnastique artistique
Women's Uneven Bars
Barres asymétriques - femmes
Qualification
Qualification



Individual Judges Scores

Scores individuels des juges



Rank	Bib	Name	NOC Code	D Score	Execution Jury (E)										Penalty		Total
					E1	E2	E3	E4	E5	E Jury Score	ER1 Score	ER2 Score	ER Score	E Score	L / T / O		
73	443	DO Thi Ngan Thuong	VIE	4.300	7.4	7.2	7.0	7.3	6.6	7.166	7.5	6.8	7.150	7.166		11.466	
74	458	MILEVA Ralitsa	BUL	3.600	7.5	7.4	7.7	7.1	7.2	7.366	8.2	7.4	7.800	7.366		10.966	
75	432	QUINONES MORENO Lorena	PUR	4.800	5.8	5.4	6.8	5.7	6.4	5.966	5.8	6.1	5.950	5.966		10.766	
76	426	AZIMBAY Moldir	KAZ	5.200	6.1	5.1	5.6	5.7	5.2	5.500	6.1	5.4	5.750	5.500		10.700	
77	434	HOMOLOVA Maria	SVK	5.000	5.0	5.7	5.2	5.3	5.0	5.166	5.5	6.0	5.750	* 5.458		* 10.458	
78	437	MAKSIUTA Valeriia	ISR	5.000	4.1	4.4	4.0	4.8	4.9	4.433	4.5	4.0	4.250	4.433		9.433	
79	405	PASEKA Maria	RUS	0.000	0.0	0.0	0.0	0.0	0.0	0.000	0.0	0.0	0.000	0.000		0.000	

LEGEND

* Reference score applied

L Line

D Difficulty
O Other

E Execution
Spec Ded Specific apparatus deduction

Ex Execution Judges (x=1-5)
T Time

ER Execution Reference

ERx Execution Reference Judges (x=1-2)

Uneven Bars



C75C-ref 1.0

Report Created SUN 29 JUL 2012 21:28

Page 4/4





North Greenwich Arena
North Greenwich Arena

Gymnastics Artistic
Gymnastique artistique
Women's Beam
Poutre - femmes
Qualification
Qualification

SUN 29 JUL 2012



Individual Judges Scores

Scores individuels des juges



Rank	Bib	Name	NOC Code	Time	D Score	Execution Jury (E)										Penalty		Total
						E1	E2	E3	E4	E5	E Jury Score	ER1 Score	ER2 Score	ER Score	E Score	L / T / O		
1	334	SUI Lu	CHN	1:22	6.400	9.0	9.2	8.9	9.1	8.9	9.000	9.2	9.0	9.100	9.000	15.400		
2	403	KOMOVA Victoria	RUS	1:20	6.400	8.9	8.9	8.9	8.6	8.8	8.866	9.0	9.0	9.000	8.866	15.266		
3	411	DOUGLAS Gabrielle	USA	1:24	6.500	8.7	8.9	8.8	8.8	8.5	8.766	8.6	8.9	8.750	8.766	15.266		
4	331	DENG Linlin	CHN	1:23	6.500	8.4	8.2	8.7	8.5	8.8	8.533	8.8	8.8	8.800	* 8.666	* 15.166		
5	413	RAISMAN Alexandra	USA	1:24	6.400	8.7	8.7	8.7	8.9	8.5	8.700	8.7	8.8	8.750	8.700	15.100		
6	414	ROSS Kyla	USA	1:24	6.100	8.8	8.8	8.8	8.9	8.5	8.800	9.2	9.1	9.150	* 8.975	* 15.075		
7	401	AFANASEVA Kseniia	RUS	1:12	5.900	9.1	9.3	9.1	9.2	9.2	9.166	9.3	8.9	9.100	9.166	15.066		
8	395	PONOR Catalina	ROU	1:14	6.400	8.3	8.7	8.6	8.8	8.6	8.633	8.5	8.5	8.500	8.633	15.033		
9	402	GRISHINA Anastasia	RUS	1:17	6.000	8.8	9.2	9.0	8.9	8.6	8.900	9.1	9.0	9.050	8.900	14.900		
10	391	BULIMAR Diana Laura	ROU	1:00	6.100	8.8	9.1	8.5	8.7	8.8	8.766	8.7	8.9	8.800	8.766	14.866		
11	393	IORDACHE Larisa Andreea	ROU	1:11	6.400	8.4	8.4	8.7	8.4	8.3	8.400	8.4	8.8	8.600	8.400	14.800		
12	404	MUSTAFINA Aliya	RUS	1:22	6.000	8.7	8.9	8.7	8.5	8.7	8.700	8.8	8.5	8.650	8.700	14.700		
12	415	WIEBER Jordyn	USA	1:24	6.000	8.2	8.4	8.7	9.0	9.0	8.700	8.5	8.5	8.500	8.700	14.700		
14	394	IZBASA Sandra Raluca	ROU	1:09	5.800	8.7	8.4	8.9	8.9	8.8	8.800	8.6	8.7	8.650	8.800	14.600		
15	384	TERAMOTO Asuka	JPN	1:16	5.700	8.7	8.9	8.9	8.7	8.4	8.766	8.6	8.7	8.650	8.766	14.466		
16	374	FERRARI Vanessa	ITA	1:12	6.100	8.3	8.3	8.4	8.4	8.1	8.333	8.3	8.4	8.350	8.333	14.433		
17	373	FERLITO Carlotta	ITA	1:20	6.000	8.5	8.0	8.5	8.3	8.1	8.300	8.5	8.6	8.550	* 8.425	* 14.425		
18	446	MILLOUSI Vasiliki	GRE	1:19	6.000	8.2	8.4	8.4	8.3	8.4	8.366	8.2	8.1	8.150	8.366	14.366		
19	425	GOMEZ PORRAS Ana Sofia	GUA	1:18	6.100	8.1	8.2	8.2	8.3	8.4	8.233	8.2	7.8	8.000	8.233	14.333		
20	305	MITCHELL Lauren	AUS	1:21	6.500	7.6	7.8	7.4	8.3	8.0	7.800	8.2	8.0	8.100	7.800	14.300		
21	342	DUFOURNET Youna	FRA	1:15	6.000	8.2	8.6	8.3	8.0	8.1	8.200	7.9	8.2	8.050	8.200	14.200		
22	382	SHINTAKE Yuko	JPN	1:22	5.900	8.2	8.3	8.3	8.4	8.2	8.266	8.4	8.5	8.450	8.266	14.166		
23	314	MATIAS HYPOLITO Daniele	BRA	1:23	6.000	8.2	8.5	8.1	8.1	8.2	8.166	8.5	8.4	8.450	8.166	14.166		
24	381	MINOBE Yu	JPN	1:27	6.200	7.7	8.1	8.1	7.8	7.9	7.933	8.1	7.7	7.900	7.933	14.133		



North Greenwich Arena
North Greenwich Arena

Gymnastics Artistic
Gymnastique artistique
Women's Beam
Poutre - femmes
Qualification
Qualification

SUN 29 JUL 2012



Individual Judges Scores

Scores individuels des juges



Rank	Bib	Name	NOC Code	Time	D Score	Execution Jury (E)										Penalty		Total
						E1	E2	E3	E4	E5	E Jury Score	ER1 Score	ER2 Score	ER Score	E Score	L / T / O		
25	441	van GERNER Celine	NED	1:26	5.900	8.2	8.3	8.5	8.1	7.8	8.200	8.2	8.6	8.400	8.200	14.100		
26	321	BLACK Elisabeth	CAN	1:20	5.900	7.9	8.2	8.1	7.5	8.2	8.066	8.3	7.7	8.000	8.066	13.966		
27	453	LOPEZ Jessica	VEN	1:20	5.600	8.3	8.3	8.4	8.4	8.3	8.333	8.0	8.2	8.100	8.333	13.933		
28	333	HUANG Qiushuang	CHN	1:24	5.900	7.8	7.5	8.0	8.3	8.1	7.966	8.2	8.1	8.150	7.966	13.866		
29	433	STEINGRUBER Giulia	SUI	1:20	5.800	8.0	8.0	7.9	8.1	7.9	7.966	8.2	8.3	8.250	7.966	13.766		
30	429	MYS Gaelle	BEL	1:15	5.600	8.4	8.3	7.9	8.0	8.1	8.133	8.2	8.2	8.200	8.133	13.733		
31	363	CHUSOVITINA Oksana	GER	1:28	5.400	8.3	8.2	7.4	8.4	8.4	8.300	8.2	8.1	8.150	8.300	13.700		
32	344	MALAUSSENA Aurelie	FRA	1:06	5.900	7.5	7.7	7.8	7.9	8.2	7.800	7.7	7.9	7.800	7.800	13.700		
33	303	LITTLE Emily	AUS	1:08	5.500	7.9	8.3	8.2	8.1	8.1	8.133	8.1	7.8	7.950	8.133	13.633		
34	323	PEGG Dominique	CAN	1:10	5.400	8.0	8.2	8.0	8.4	8.3	8.166	7.9	8.3	8.100	8.166	13.566		
35	450	MARACHKOUSKAYA Nastassia	BLR	1:10	5.300	8.6	7.8	8.1	7.8	8.3	8.066	8.6	8.3	8.450	* 8.258	* 13.558		
36	383	TANAKA Rie	JPN	1:26	5.500	7.7	7.6	8.0	8.2	8.0	7.900	7.7	7.9	7.800	7.900	13.400		
37	351	CAIRNS Imogen	GBR	1:09	5.400	7.7	7.9	7.9	8.1	8.2	7.966	8.1	7.8	7.950	7.966	13.366		
38	375	PREZIOSA Elisabetta	ITA	1:22	5.700	7.2	7.8	7.5	7.8	7.4	7.566	7.6	7.4	7.500	7.566	13.266		
39	353	TUNNEY Rebecca	GBR	1:18	5.100	8.3	7.9	8.0	8.5	7.7	8.066	8.1	8.0	8.050	8.066	13.166		
40	432	QUINONES MORENO Lorena	PUR	1:25	5.300	7.5	7.9	7.8	8.1	7.8	7.833	7.6	7.7	7.650	7.833	13.133		
41	352	PINCHES Jennifer	GBR	1:17	5.800	7.3	7.6	7.2	6.9	7.4	7.300	7.5	7.8	7.650	7.300	13.100		
42	440	MAHMOUD EL SAID MOHAMED Salma	EGY	1:19	5.200	7.9	7.7	8.3	7.7	8.0	7.866	7.7	7.8	7.750	7.866	13.066		
43	301	BONORA Georgia	AUS	1:23	6.000	6.9	6.9	7.0	7.6	7.3	7.066	7.5	7.1	7.300	7.066	13.066		
43	302	BRENNAN Ashleigh	AUS	1:26	6.000	6.6	6.9	7.5	6.9	7.4	7.066	6.8	7.3	7.050	7.066	13.066		
43	355	WHELAN Hannah	GBR	1:05	6.000	7.2	6.8	7.1	7.0	7.1	7.066	7.0	7.1	7.050	7.066	13.066		
46	454	LIM Heem Wei	SIN	1:19	5.000	8.0	8.2	8.1	8.0	7.6	8.033	7.7	7.9	7.800	8.033	13.033		
47	442	GOLOB Sasa	SLO	1:26	5.400	7.6	7.5	7.6	7.7	7.8	7.633	7.1	7.6	7.350	7.633	13.033		
48	312	GONSER FRANCO Ethiene Cristina	BRA	1:11	4.900	7.8	8.3	8.1	8.1	8.1	8.100	8.3	8.3	8.300	8.100	13.000		



North Greenwich Arena
North Greenwich Arena

Gymnastics Artistic
Gymnastique artistique
Women's Beam
Poutre - femmes
Qualification
Qualification

SUN 29 JUL 2012



Individual Judges Scores

Scores individuels des juges



Rank	Bib	Name	NOC Code	Time	D Score	Execution Jury (E)										Penalty		Total
						E1	E2	E3	E4	E5	E Jury Score	ER1 Score	ER2 Score	ER Score	E Score	L / T / O		
49	341	BOUMEJAJEN Mira	FRA	1:06	5.700	7.4	7.5	7.2	7.2	7.0	7.266	7.1	7.2	7.150	7.266	12.966		
50	364	JAROSCH Nadine	GER	1:25	5.500	7.5	7.4	7.4	7.4	7.5	7.433	7.3	7.5	7.400	7.433	12.933		
51	335	YAO Jinnan	CHN	1:09	5.500	7.5	7.5	7.3	7.2	7.0	7.333	7.4	7.4	7.400	7.333	12.833		
52	313	KUROIWA YAMAMOTO LEAL Bruna	BRA	1:26	5.100	7.7	7.1	7.9	7.8	7.6	7.700	7.4	7.4	7.400	7.700	12.800		
53	438	ELZEINY Sherine Ahmed	EGY	1:20	5.100	7.6	7.7	7.9	7.2	7.6	7.633	7.2	7.7	7.450	7.633	12.733		
54	365	SEITZ Elisabeth	GER	1:18	5.600	6.9	7.2	7.1	7.1	7.1	7.100	7.1	7.4	7.250	7.100	12.700		
55	343	KUHM Anne	FRA	1:29	5.900	7.1	6.2	6.6	6.5	6.9	6.666	6.5	6.9	6.700	6.666	12.566		
56	362	BUI Kim	GER	1:13	5.300	6.9	7.2	7.0	7.2	7.4	7.133	7.2	6.9	7.050	7.133	12.433		
57	439	CASTRO LAZO Simona	CHI	1:24	4.800	7.5	7.8	7.6	7.2	7.7	7.600	7.6	7.3	7.450	7.600	12.400		
58	427	GARCIA RODRIGUEZ BLANCAS Elsa	MEX	1:25	5.000	7.4	7.1	7.6	7.5	7.3	7.400	7.1	7.4	7.250	7.400	12.400		
59	436	MARQUES de LIMA Zoi Mafalda	POR	1:09	4.600	7.4	7.6	7.3	8.5	8.0	7.666	8.0	7.6	7.800	7.666	12.266		
60	430	ERCEG Tina	CRO	1:23	5.000	6.9	7.4	7.4	7.5	7.0	7.266	6.8	6.8	6.800	7.266	12.266		
61	451	GIL ORTIZ Jessica	COL	1:41	5.400	6.7	6.9	7.3	7.6	6.6	6.966	7.4	6.3	6.850	6.966	12.266		
62	372	FASANA Erika	ITA	1:21	5.600	6.9	6.5	6.9	6.5	6.6	6.666	7.0	6.7	6.850	6.666	12.266		
63	444	ADLERTEG Jonna	SWE	1:29	5.000	7.1	7.0	7.9	7.2	7.3	7.200	7.5	7.3	7.400	7.200	12.200		
64	431	PIHAN-KULESZA Marta	POL	1:25	5.900	6.7	5.3	6.2	6.0	6.6	6.266	6.1	6.3	6.200	6.266	12.166		
65	458	MILEVA Ralitsa	BUL	1:21	5.300	6.1	6.8	6.9	6.6	7.0	6.766	6.5	5.7	6.100	6.766	12.066		
66	435	KONONENKO Nataliya	UKR	1:13	5.500	6.7	6.5	6.5	6.4	6.8	6.566	6.6	6.1	6.350	6.566	12.066		
67	315	de FREITAS Harumy Mariko	BRA	1:20	4.900	7.2	6.9	7.0	7.3	7.2	7.133	6.8	7.1	6.950	7.133	12.033		
68	449	GASSER Barbara	AUT	1:13	5.000	6.8	7.3	7.0	7.2	6.7	7.000	6.7	7.0	6.850	7.000	12.000		
69	457	IZURIETA Ana Maria	ESP	1:16	5.900	6.1	6.2	6.1	5.8	6.1	6.100	5.8	6.0	5.900	6.100	12.000		
70	443	DO Thi Ngan Thuong	VIE	1:09	4.200	7.6	7.8	8.1	7.4	7.9	7.766	8.0	7.7	7.850	7.766	11.966		
71	456	SVILPAITE Laura	LTU	1:31	4.800	7.2	6.7	7.2	7.2	7.2	7.200	6.9	7.2	7.050	7.200	11.900		
72	434	HOMOLOVA Maria	SVK	1:29	4.400	7.3	7.2	7.4	7.3	7.9	7.333	7.5	7.4	7.450	7.333	11.733		



North Greenwich Arena
North Greenwich Arena

SUN 29 JUL 2012

Gymnastics Artistic
Gymnastique artistique
Women's Beam
Poutre - femmes
Qualification
Qualification



Individual Judges Scores

Scores individuels des juges



Rank	Bib	Name	NOC Code	Time	D Score	Execution Jury (E)										Penalty		Total
						E1	E2	E3	E4	E5	E Jury Score	ER1 Score	ER2 Score	ER Score	E Score	L / T / O		
73	424	BOCZOGO Dorina	HUN	1:31	5.000	6.6	6.5	6.7	6.9	6.8	6.700	6.5	6.9	6.700	6.700	.0 / .1 / .0	11.600	
74	426	AZIMBAY Moldir	KAZ	1:24	5.300	5.9	6.3	6.4	6.1	6.6	6.266	5.9	5.2	5.550	6.266		11.566	
75	423	WONG Hiu Ying Angel	HKG	1:26	4.800	6.5	6.9	7.3	6.3	6.6	6.666	6.4	6.7	6.550	6.666		11.466	
76	445	HEO Seonmi	KOR	1:19	5.600	5.7	5.7	5.8	6.0	5.9	5.800	5.9	5.7	5.800	5.800		11.400	
77	428	UCTAS Goksu	TUR	0:51	3.300	8.4	7.9	7.4	8.2	8.0	8.033	8.0	8.3	8.150	8.033		11.333	
78	325	VACULIK Kristina	CAN	1:15	5.500	5.9	5.7	5.8	5.5	6.2	5.800	6.1	5.9	6.000	5.800		11.300	
79	322	MOORS Victoria	CAN	1:20	5.600	5.0	5.5	6.2	5.9	5.6	5.666	5.7	5.6	5.650	5.666		11.266	
80	447	URVIKKO Annika	FIN	1:34	4.400	6.0	6.8	6.8	6.3	6.8	6.633	6.5	6.7	6.600	6.633	.0 / .1 / .0	10.933	
81	448	PEREYRA Valeria	ARG	1:26	4.600	5.4	6.3	6.1	5.5	6.3	5.966	6.0	5.5	5.750	5.966		10.566	
82	437	MAKSIUTA Valeriia	ISR	1:26	5.600	4.9	4.3	5.4	4.7	5.2	4.933	5.0	4.9	4.950	4.933		10.533	
83	421	PALESOVA Kristyna	CZE	1:20	5.300	4.5	4.2	4.5	3.7	4.7	4.400	4.2	3.9	4.050	4.400		9.700	

LEGEND

* Reference score applied

L Line

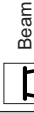
D Difficulty
O Other

E Execution
Spec Ded Specific apparatus deduction

Ex Execution Judges (x=1-5)
T Time

ER Execution Reference

ERx Execution Reference Judges (x=1-2)



Beam

C75C-ref 1.0

Report Created SUN 29 JUL 2012 21:34

Page 4/4





North Greenwich Arena
North Greenwich Arena

SUN 29 JUL 2012

Gymnastics Artistic
Gymnastique artistique
Women's Vault
Saut de cheval - femmes
Qualification
Qualification



Individual Judges Scores

Scores individuels des juges



Rank	Bib	Name	NOC Code	V	D Score	Execution Jury (E)										Penalty		Vault 1 Vault 2	Spec Ded	Total
						E1	E2	E3	E4	E5	E Jury Score	ER1 Score	ER2 Score	ER Score	E Score	L	T / O			
1	411	DOUGLAS Gabrielle	USA	1	6.500	9.4	9.4	9.5	9.2	9.4	9.400	9.3	9.3	9.300	9.400			15.900		15.900
1	412	MARONEY Mc Kayla	USA	1	6.500	9.4	9.6	9.2	9.4	9.4	9.400	9.5	9.5	9.500	9.400			15.900		15.900
				2	6.100	9.6	9.6	9.4	9.6	9.7	9.600	9.6	9.6	9.600	9.600			15.700		
3	415	WIEBER Jordyn	USA	1	6.500	9.4	9.6	9.4	9.5	9.2	9.433	9.5	9.4	9.450	9.433		.1 / 0 / 0	15.833		15.833
4	413	RAISMAN Alexandra	USA	1	6.500	9.1	9.4	9.4	9.4	9.1	9.300	9.4	9.4	9.400	9.300			15.800		15.800
5	403	KOMOVA Victoria	RUS	1	6.500	9.2	9.4	9.0	9.2	9.0	9.133	9.2	9.2	9.200	9.133			15.633		15.633
6	405	PASEKA Maria	RUS	1	6.500	9.2	9.0	9.0	9.1	8.7	9.033	9.2	9.0	9.100	9.033			15.533		15.533
				2	5.600	8.7	9.0	8.9	9.0	9.1	8.966	8.7	8.9	8.800	8.966			14.566		
7	394	IZBASA Sandra Raluca	ROU	1	6.100	9.4	9.4	9.4	9.4	9.2	9.400	9.4	9.3	9.350	9.400			15.500		15.500
				2	5.800	9.3	9.2	9.4	9.3	9.4	9.333	9.2	9.3	9.250	9.333			15.133		
8	395	PONOR Catalina	ROU	1	5.800	9.3	9.4	9.3	9.4	9.2	9.333	9.2	9.3	9.250	9.333			15.133		15.133
8	404	MUSTAFINA Aliya	RUS	1	5.800	9.3	9.4	9.3	9.5	9.3	9.333	9.4	9.4	9.400	9.333			15.133		15.133
10	393	IODACHE Larisa Andreea	ROU	1	5.800	9.4	9.3	9.3	9.3	9.2	9.300	9.3	9.2	9.250	9.300			15.100		15.100
11	363	CHUSOVITINA Oksana	GER	1	6.300	8.9	8.7	8.9	8.9	8.6	8.833	8.9	8.8	8.850	8.833		.1 / 0 / 0	15.033		* 15.033
				2	5.500	9.0	9.3	9.2	9.2	9.1	9.166	9.1	8.9	9.000	* 9.083		.0 / 0 / 0	* 14.583		
12	333	HUANG Qiushuang	CHN	1	5.800	9.3	9.3	9.2	9.1	9.0	9.200	9.3	9.0	9.150	9.200			15.000		15.000
12	450	MARACHKOUSKAYA Nastassia	BLR	1	5.800	9.3	9.1	9.0	9.4	9.2	9.200	9.1	9.1	9.100	9.200			15.000		15.000
				2	5.000	7.6	7.9	7.5	7.6	7.6	7.600	8.0	7.4	7.700	7.600			12.600		
14	422	PENA ABREU Yamilet	DOM	1	7.100	7.8	8.0	7.8	7.9	7.3	7.833	7.8	7.5	7.650	7.833			14.933		14.933
				2	5.800	8.6	8.5	8.7	8.7	8.7	8.666	8.5	8.7	8.600	8.666			14.466		
15	331	DENG Linlin	CHN	1	5.800	8.9	9.3	9.2	9.0	8.9	9.033	9.1	9.0	9.050	9.033			14.833		14.833
16	321	BLACK Elisabeth	CAN	1	6.300	8.3	8.4	8.6	8.8	8.5	8.500	8.3	8.5	8.400	8.500			14.800		14.800
				2	5.200	8.6	8.7	8.7	8.9	8.8	8.733	8.6	8.7	8.650	8.733			13.933		
16	365	SEITZ Elisabeth	GER	1	5.800	8.9	9.0	9.1	9.3	8.9	9.000	9.0	8.9	8.950	9.000			14.800		14.800





North Greenwich Arena
North Greenwich Arena

SUN 29 JUL 2012

Gymnastics Artistic
Gymnastique artistique
Women's Vault
Saut de cheval - femmes
Qualification
Qualification



Individual Judges Scores

Scores individuels des juges

T

Rank	Bib	Name	NOC Code	V	D Score	Execution Jury (E)										Penalty		Vault 1 Vault 2	Spec Ded	Total
						E1	E2	E3	E4	E5	E Jury Score	ER1 Score	ER2 Score	ER Score	E Score	L / T / O				
16	457	IZURIETA Ana Maria	ESP	1	5.800	9.1	9.1	8.7	8.9	9.0	9.000	9.1	9.4	9.250	9.000	14.800		14.800		
19	433	STEINGRUBER Giulia	SUI	1	6.300	8.6	8.3	8.4	8.4	8.1	8.366	8.7	8.5	8.600	* 8.483	* 14.783		* 14.783		
				2	6.000	7.8	7.3	7.3	7.4	7.4	7.366	7.6	7.6	7.600	7.366	13.066				
20	303	LITTLE Emily	AUS	1	5.800	8.9	9.2	8.7	9.1	8.9	8.966	8.8	8.8	8.800	8.966	14.766		14.766		
21	324	ROGERS Brittany	CAN	1	5.800	9.0	8.9	8.8	8.7	8.9	8.866	8.8	8.8	8.800	8.866	14.666		14.666		
				2	5.600	8.9	8.5	8.7	8.7	8.7	8.700	8.5	8.4	8.450	8.700	14.300				
21	392	CHELARU Diana Maria	ROU	1	5.800	9.2	9.0	8.9	9.0	8.7	8.966	9.3	8.7	9.000	8.966	.1 / .0 / .0		14.666		
23	384	TERAMOTO Asuka	JPN	1	5.800	8.8	8.8	8.8	8.9	8.8	8.800	8.9	8.6	8.750	8.800	14.600		14.600		
24	453	LOPEZ Jessica	VEN	1	5.800	8.8	8.7	8.8	8.8	8.7	8.766	8.6	8.7	8.650	8.766	14.566		14.566		
25	425	GOMEZ PORRAS Ana Sofia	GUA	1	5.800	8.8	8.5	8.7	8.7	8.9	8.733	8.7	8.7	8.700	8.733	14.533		14.533		
26	355	WHELAN Hannah	GBR	1	5.800	8.6	9.0	8.7	8.8	8.6	8.700	8.7	8.6	8.650	8.700	14.500		14.500		
27	343	KUHM Anne	FRA	1	5.800	8.7	8.6	8.7	8.9	8.3	8.666	8.7	8.8	8.750	8.666	14.466		14.466		
28	351	CAIRNS Imogen	GBR	1	5.300	9.2	9.2	9.0	9.3	8.9	9.133	9.1	9.3	9.200	9.133	14.433		14.433		
29	353	TUNNEY Rebecca	GBR	1	5.800	8.6	8.6	8.6	8.7	8.6	8.600	8.6	8.7	8.650	8.600	14.400		14.400		
30	352	PINCHES Jennifer	GBR	1	5.800	8.9	9.0	8.8	8.9	8.8	8.866	8.9	8.9	8.900	8.866	.3 / .0 / .0		14.366		
30	374	FERRARI Vanessa	ITA	1	5.800	8.6	8.5	8.6	8.6	8.2	8.566	8.5	8.5	8.500	8.566	14.366		14.366		
32	402	GRISHINA Anastasia	RUS	1	5.800	8.6	8.6	8.4	8.4	8.6	8.533	8.5	8.6	8.550	8.533	14.333		14.333		
33	342	DUFURNET Youna	FRA	1	5.300	8.9	8.9	8.9	8.8	8.8	8.866	8.9	9.0	8.950	8.866	14.166		14.166		
34	323	PEGG Dominique	CAN	1	5.300	8.8	9.0	8.8	8.9	8.6	8.833	8.8	8.8	8.800	8.833	14.133		14.133		
34	345	SERSERI Sophia	FRA	1	5.300	8.8	9.0	8.7	9.0	8.6	8.833	8.8	8.6	8.700	8.833	14.133		14.133		
34	361	BERGER Janine	GER	1	6.300	7.8	8.0	7.8	7.9	7.7	7.833	7.6	7.8	7.700	7.833	14.133		14.133		
				2	6.000	8.8	8.7	8.6	9.1	9.0	8.833	8.8	8.7	8.750	8.833	14.833				
37	325	VACULIK Kristina	CAN	1	5.300	8.8	8.8	8.8	8.5	8.8	8.800	8.9	8.7	8.800	8.800	14.100		14.100		
				2	4.800	8.8	8.7	8.7	8.7	8.5	8.700	8.5	8.5	8.500	8.700	13.500				



North Greenwich Arena
North Greenwich Arena

SUN 29 JUL 2012

Gymnastics Artistic
Gymnastique artistique
Women's Vault
Saut de cheval - femmes
Qualification
Qualification



Individual Judges Scores

Scores individuels des juges

T

Rank	Bib	Name	NOC Code	V	D Score	Execution Jury (E)										Penalty		Vault 1 Vault 2	Spec Ded	Total
						E1	E2	E3	E4	E5	E Jury Score	ER1 Score	ER2 Score	ER Score	E Score	L / T / O				
37	373	FERLITO Carlotta	ITA	1	5.300	8.7	8.9	8.7	8.8	8.9	8.800	9.0	8.7	8.850	8.800	14.100		14.100		
39	313	KUROIWA YAMAMOTO LEAL Bruna	BRA	1	5.300	8.8	8.6	8.8	8.9	8.7	8.766	8.7	8.8	8.750	8.766	14.066		14.066		
40	344	MALAUSSENA Aurelie	FRA	1	5.400	8.7	8.5	8.8	8.4	8.7	8.633	8.8	8.5	8.650	8.633	14.033		14.033		
41	372	FASANA Erika	ITA	1	5.300	8.5	8.7	8.9	8.8	8.6	8.700	8.8	8.6	8.700	8.700	14.000		14.000		
42	305	MITCHELL Lauren	AUS	1	5.000	9.0	9.0	8.8	9.0	8.8	8.933	9.0	9.1	9.050	8.933	13.933		13.933		
42	311	dos SANTOS Daiane	BRA	1	5.300	8.8	8.7	8.5	8.4	8.7	8.633	8.5	8.6	8.550	8.633	13.933		13.933		
44	431	PIHAN-KULESZA Marta	POL	1	5.000	8.7	8.8	8.9	8.8	8.9	8.833	8.7	8.6	8.650	8.833	13.833		13.833		
45	301	BONORA Georgia	AUS	1	5.000	8.8	8.8	8.8	8.7	8.8	8.800	9.0	8.9	8.950	8.800	13.800		13.800		
45	385	TSURUMI Koko	JPN	1	5.000	8.8	8.8	8.8	8.8	8.8	8.800	8.8	8.8	8.800	8.800	13.800		13.800		
45	421	PALESOVA Kristyna	CZE	1	5.000	8.8	8.8	8.6	8.8	8.8	8.800	8.7	8.6	8.650	8.800	13.800		13.800		
45	432	QUINONES MORENO Lorena	PUR	1	5.000	8.9	8.7	8.9	8.8	8.7	8.800	8.8	9.0	8.900	8.800	13.800		13.800		
45	445	HEO Seonmi	KOR	1	5.300	8.4	8.7	8.7	8.4	8.4	8.500	8.4	8.6	8.500	8.500	13.800		13.800		
50	314	MATIAS HYPOLITO Daniele	BRA	1	5.300	8.6	8.5	8.4	8.4	8.5	8.466	8.6	8.4	8.500	8.466	13.766		13.766		
51	332	HE Kexin	CHN	1	5.000	8.8	8.9	8.8	8.9	8.6	8.833	8.7	8.7	8.700	8.833	.1 / .0 / .0		13.733		
51	375	PREZIOSA Elisabetta	ITA	1	5.000	8.7	8.8	8.6	8.7	8.8	8.733	8.7	8.8	8.750	8.733	13.733		13.733		
53	302	BRENNAN Ashleigh	AUS	1	5.500	8.3	8.3	8.2	8.1	8.1	8.200	8.3	8.2	8.250	8.200	13.700		13.700		
53	441	van GERNER Celine	NED	1	5.300	8.7	8.7	8.7	8.8	8.7	8.700	8.7	8.6	8.650	8.700	.3 / .0 / .0		13.700		
53	449	GASSER Barbara	AUT	1	5.000	8.6	8.7	8.7	8.7	9.0	8.700	8.6	8.6	8.600	8.700	13.700		13.700		
56	439	CASTRO LAZO Simona	CHI	1	5.000	8.7	8.6	8.8	8.6	8.7	8.666	8.6	8.8	8.700	8.666	13.666		13.666		
57	382	SHINTAKE Yuko	JPN	1	5.000	8.6	8.6	8.6	8.7	8.7	8.633	8.6	8.6	8.600	8.633	13.633		13.633		
57	423	WONG Hiu Ying Angel	HKG	1	5.200	8.3	8.5	8.6	8.5	8.2	8.433	8.2	8.4	8.300	8.433	13.633		13.633		
59	444	ADLERTEG Jonna	SWE	2	5.000	8.5	8.4	8.3	8.4	8.7	8.433	8.4	8.2	8.300	8.433	13.433				
60	312	GONSER FRANCO Ethiene Cristina	BRA	1	5.000	8.9	8.5	8.5	8.6	8.7	8.600	8.6	8.7	8.650	8.600	13.600		13.600		
				1	5.000	8.4	8.6	8.6	8.8	8.5	8.566	8.7	8.6	8.650	8.566	13.566		13.566		





North Greenwich Arena
North Greenwich Arena

SUN 29 JUL 2012

Gymnastics Artistic
Gymnastique artistique
Women's Vault
Saut de cheval - femmes
Qualification
Qualification



Individual Judges Scores

Scores individuels des juges



Rank	Bib	Name	NOC Code	V	D Score	Execution Jury (E)										Penalty L / T / O	Vault 1 Vault 2	Spec Ded	Total
						E1	E2	E3	E4	E5	E Jury Score	ER1 Score	ER2 Score	ER Score	E Score				
60	436	MARQUES de LIMA Zoi Mafalda	POR	1	5.000	8.5	8.6	8.6	8.4	8.6	8.566	8.5	8.5	8.500	8.566		13.566	13.566	
				2	4.600	8.6	8.4	8.6	8.4	8.3	8.466	8.3	8.4	8.350	8.466		13.066		
62	429	MYS Gaelle	BEL	1	5.000	8.6	8.2	8.4	8.6	8.9	8.533	8.6	8.4	8.500	8.533		13.533	13.533	
62	440	MAHMOUD EL SAID MOHAMED Salma	EGY	1	5.000	8.4	8.8	8.6	8.5	8.5	8.533	8.3	8.4	8.350	8.533		13.533	13.533	
62	451	GIL ORTIZ Jessica	COL	1	5.000	8.5	8.5	8.5	8.8	8.6	8.533	8.6	8.7	8.650	8.533		13.533	13.533	
65	430	ERCEG Tina	CRO	1	5.000	8.6	8.3	8.4	8.5	8.7	8.500	8.3	8.4	8.350	8.500		13.500	13.500	
				2	5.000	8.7	8.6	8.5	8.4	8.5	8.533	8.7	8.4	8.550	8.533		13.533		
66	448	PEREYRA Valeria	ARG	1	5.000	8.5	8.2	8.4	8.4	8.3	8.366	8.4	8.4	8.400	8.366		13.366	13.366	
67	454	LIM Heem Wei	SIN	1	4.600	8.7	8.8	8.8	8.3	8.7	8.733	8.6	8.5	8.550	8.733		13.333	13.333	
68	447	URVIKKO Annika	FIN	1	5.000	8.2	8.4	8.2	8.1	8.2	8.200	8.4	8.1	8.250	8.200		13.200	13.200	
68	458	MILEVA Ralitsa	BUL	1	4.800	8.5	8.3	8.3	8.4	8.5	8.400	8.5	8.2	8.350	8.400		13.200	13.200	
70	335	YAO Jinnan	CHN	1	5.800	7.4	7.3	7.6	7.3	7.2	7.333	7.7	7.4	7.550	7.333		13.133	13.133	
71	383	TANAKA Rie	JPN	1	5.300	7.7	7.8	7.6	7.8	7.6	7.700	7.7	7.8	7.750	7.700		13.000	13.000	
72	364	JAROSCH Nadine	GER	1	5.300	7.7	7.8	7.7	7.6	7.6	7.666	7.9	7.5	7.700	7.666	.1 / .0 / .0	12.866	12.866	
73	435	KONONENKO Nataliya	UKR	1	4.400	8.3	8.5	8.3	8.7	8.5	8.433	8.6	8.4	8.500	8.433		12.833	12.833	
74	426	AZIMBAY Moldir	KAZ	1	4.400	8.5	8.5	8.3	8.4	8.3	8.400	8.2	8.4	8.300	8.400		12.800	12.800	
74	437	MAKSIUTA Valeriia	ISR	1	5.300	7.7	7.8	7.5	7.3	7.3	7.500	7.5	7.3	7.400	7.500		12.800	12.800	
				2	5.500	8.2	8.3	8.4	8.4	8.1	8.300	8.2	8.2	8.200	8.300		13.800		
74	446	MILLOUSI Vasiliki	GRE	1	4.400	8.4	8.9	8.3	8.3	8.5	8.400	8.3	8.2	8.250	8.400		12.800	12.800	
77	434	HOMOLOVA Maria	SVK	1	4.400	8.5	8.4	8.2	8.1	8.7	8.366	8.3	8.3	8.300	8.366		12.766	12.766	
78	455	PHAN Thi Ha Thanh	VIE	1	5.300	7.3	7.4	7.4	7.1	7.4	7.366	7.3	7.2	7.250	7.366		12.666	12.666	
				2	6.300	8.2	8.1	8.1	8.1	7.4	8.100	8.2	8.0	8.100	8.100		14.400		
79	424	BOCZOGO Dorina	HUN	1	5.300	7.8	7.7	7.5	7.7	7.4	7.633	7.9	7.7	7.800	7.633	.3 / .0 / .0	12.633	12.633	
				2	4.600	8.4	9.3	8.6	8.6	8.6	8.600	8.6	8.5	8.550	8.600	.0 / .0 / .0	13.200		



North Greenwich Arena
North Greenwich Arena

SUN 29 JUL 2012

Gymnastics Artistic
Gymnastique artistique
Women's Vault
Saut de cheval - femmes
Qualification
Qualification



Individual Judges Scores

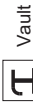
Scores individuels des juges



Rank	Bib	Name	NOC Code	V	D Score	Execution Jury (E)										Penalty		Vault 1 Vault 2	Spec Ded	Total
						E1	E2	E3	E4	E5	E Jury Score	ER1 Score	ER2 Score	ER Score	E Score	L / T / O				
80	456	SVILPAITE Laura	LTU	1	4.600	7.7	7.9	7.5	7.6	7.6	7.633	7.7	7.3	7.500	7.633			12.233		
				2	4.200	7.3	7.4	7.4	7.5	7.5	7.433	7.3	7.5	7.400	7.433			11.633		
81	442	GOLOB Sasa	SLO	1	0.000	0.0	0.0	0.0	0.0	0.0	0.000	0.0	0.0	0.000	0.000			0.000		

LEGEND

* Reference score applied
L Line
D Difficulty
O Other
E Execution
Spec Ded Specific apparatus deduction
Ex Execution Judges (x=1-5)
T Time
ER Execution Reference
V Vault number
ERx Execution Reference Judges (x=1-2)



Vault





North Greenwich Arena
North Greenwich Arena

SUN 29 JUL 2012

Gymnastics Artistic
Gymnastique artistique
Women's Floor Exercise
Exercices au sol - femmes
Qualification
Qualification



Tie - Break Report

Rapport de tie-break



Rank	Bib	Name	NOC Code	Total	Execution Score	Difficulty Score
4	401	AFANASEVA Kseniia	RUS	14.833	8.933	
5	305	MITCHELL Lauren	AUS	14.833	8.533	
8	404	MUSTAFINA Aliya	RUS	14.433	8.633	5.900
9	354	TWEDDLE Elizabeth	GBR	14.433	8.633	5.800
10	392	CHELARU Diana Maria	ROU	14.333	8.633	
11	431	PIHAN-KULESZA Marta	POL	14.333	8.433	
12	384	TERAMOTO Asuka	JPN	14.233	8.733	
13	334	SUI Lu	CHN	14.233	8.633	
14	323	PEGG Dominique	CAN	14.233	8.533	
15	321	BLACK Elisabeth	CAN	14.233	8.433	
19	352	PINCHES Jennifer	GBR	14.100	8.300	
20	322	MOORS Victoria	CAN	14.100	8.100	
=23	353	TUNNEY Rebecca	GBR	14.000	8.300	5.700
=23	425	GOMEZ PORRAS Ana Sofia	GUA	14.000	8.300	5.700
26	373	FERLITO Carlotta	ITA	13.900	8.500	
27	453	LOPEZ Jessica	VEN	13.900	8.400	
28	403	KOMOVA Victoria	RUS	13.900	8.200	
30	325	VACULIK Kristina	CAN	13.800	8.500	
31	365	SEITZ Elisabeth	GER	13.800	8.400	
32	393	IODACHE Larisa Andreea	ROU	13.800	7.900	
34	414	ROSS Kyla	USA	13.733	8.333	
35	427	GARCIA RODRIGUEZ BLANCAS Elsa	MEX	13.733	8.133	
41	430	ERCEG Tina	CRO	13.466	8.066	
42	304	MILLER Larrissa	AUS	13.466	7.766	



North Greenwich Arena
North Greenwich Arena

SUN 29 JUL 2012

Gymnastics Artistic

Gymnastique artistique

Women's Floor Exercise

Exercices au sol - femmes

Qualification

Qualification



Tie - Break Report

Rapport de tie-break



Rank	Bib	Name	NOC Code	Total	Execution Score	Difficulty Score
45	375	PREZIOSA Elisabetta	ITA	13.300	8.400	
46	383	TANAKA Rie	JPN	13.300	8.300	
47	361	BERGER Janine	GER	13.300	8.100	
48	364	JAROSCH Nadine	GER	13.300	7.700	
50	312	GONSER FRANCO Ethiene Cristina	BRA	13.166	8.166	
51	429	MYS Gaelle	BEL	13.166	8.066	
52	424	BOCZOGO Dorina	HUN	13.166	7.966	
53	451	GIL ORTIZ Jessica	COL	13.066	8.066	
54	335	YAO Jinnan	CHN	13.066	7.766	
55	421	PALESOVA Kristyna	CZE	12.966	7.966	
56	441	van GERNER Celine	NED	12.966	7.766	
57	381	MINOBE Yu	JPN	12.966	7.566	
58	446	MILLOUSI Vasiliki	GRE	12.933	8.133	
59	437	MAKSIUTA Valeriia	ISR	12.933	8.033	
60	341	BOUMEJMAJEN Mira	FRA	12.933	7.933	
61	345	SERSERI Sophia	FRA	12.933	7.833	
64	456	SVILPAITE Laura	LTU	12.666	7.866	
65	303	LITTLE Emily	AUS	12.666	7.366	
66	439	CASTRO LAZO Simona	CHI	12.600	7.900	
67	448	PEREYRA Valeria	ARG	12.600	7.800	
68	435	KONONENKO Nataliya	UKR	12.500	8.200	
69	440	MAHMOUD EL SAID MOHAMED Salma	EGY	12.500	7.500	
70	444	ADLERTEG Jonna	SWE	12.466	7.666	
71	455	PHAN Thi Ha Thanh	VIE	12.466	7.566	
77	454	LIM Heem Wei	SIN	12.033	7.533	
78	436	MARQUES de LIMA Zoi Mafalda	POR	12.033	6.933	



North Greenwich Arena
North Greenwich Arena

SUN 29 JUL 2012

Gymnastics Artistic

Gymnastique artistique

Women's Floor Exercise

Exercices au sol - femmes

Qualification

Qualification



Tie - Break Report

Rapport de tie-break



Rank	Bib	Name	NOC Code	Total	Execution Score	Difficulty Score
------	-----	------	-------------	-------	--------------------	---------------------

NOTES

Tie-break rules

Ties will be broken by the following criteria:

1. The highest Execution score
2. The highest Difficulty score
3. If the gymnasts remain tied they will share the same classification

The underline mark indicates where the tie was broken

LEGEND



Floor



North Greenwich Arena
North Greenwich Arena

SUN 29 JUL 2012

Gymnastics Artistic
Gymnastique artistique
Women's Uneven Bars
Barres asymétriques - femmes
Qualification
Qualification



Tie - Break Report

Rapport de tie-break



Rank	Bib	Name	NOC Code	Total	Execution Score	Difficulty Score
10	441	van GERNER Celine	NED	14.866	8.666	
11	414	ROSS Kyla	USA	14.866	8.466	
16	324	ROGERS Brittany	CAN	14.500	8.500	
17	342	DUFOURNET Youna	FRA	14.500	7.600	
23	413	RAISMAN Alexandra	USA	14.166	8.266	
24	331	DENG Linlin	CHN	14.166	8.066	
27	431	PIHAN-KULESZA Marta	POL	14.033	8.333	
28	402	GRISHINA Anastasia	RUS	14.033	7.733	
40	303	LITTLE Emily	AUS	13.433	8.033	
41	435	KONONENKO Nataliya	UKR	13.433	6.933	
43	341	BOUMEJMAJEN Mira	FRA	13.300	7.800	
44	344	MALAUSSENA Aurelie	FRA	13.300	7.600	
=45	429	MYS Gaelle	BEL	13.266	7.966	5.300
=45	448	PEREYRA Valeria	ARG	13.266	7.966	5.300
47	302	BRENNAN Ashleigh	AUS	13.266	7.866	
48	433	STEINGRUBER Giulia	SUI	13.266	7.666	
49	425	GOMEZ PORRAS Ana Sofia	GUA	13.266	7.466	

NOTES

Tie-break rules

Ties will be broken by the following criteria:

1. The highest Execution score
2. The highest Difficulty score
3. If the gymnasts remain tied they will share the same classification

The underline mark indicates where the tie was broken

LEGEND



Uneven Bars



North Greenwich Arena
North Greenwich Arena

SUN 29 JUL 2012

Gymnastics Artistic
Gymnastique artistique

Women's Beam
Poutre - femmes

Qualification
Qualification



Tie - Break Report

Rapport de tie-break



Rank	Bib	Name	NOC Code	Total	Execution Score	Difficulty Score
2	403	KOMOVA Victoria	RUS	15.266	8.866	
3	411	DOUGLAS Gabrielle	USA	15.266	8.766	
=12	404	MUSTAFINA Aliya	RUS	14.700	8.700	6.000
=12	415	WIEBER Jordyn	USA	14.700	8.700	6.000
22	382	SHINTAKE Yuko	JPN	14.166	8.266	
23	314	MATIAS HYPOLITO Daniele	BRA	14.166	8.166	
31	363	CHUSOVITINA Oksana	GER	13.700	8.300	
32	344	MALAUSSENA Aurelie	FRA	13.700	7.800	
42	440	MAHMOUD EL SAID MOHAMED Salma	EGY	13.066	7.866	
=43	301	BONORA Georgia	AUS	13.066	7.066	6.000
=43	302	BRENNAN Ashleigh	AUS	13.066	7.066	6.000
=43	355	WHELAN Hannah	GBR	13.066	7.066	6.000
46	454	LIM Heem Wei	SIN	13.033	8.033	
47	442	GOLOB Sasa	SLO	13.033	7.633	
57	439	CASTRO LAZO Simona	CHI	12.400	7.600	
58	427	GARCIA RODRIGUEZ BLANCAS Elsa	MEX	12.400	7.400	
59	436	MARQUES de LIMA Zoi Mafalda	POR	12.266	7.666	
60	430	ERCEG Tina	CRO	12.266	7.266	
61	451	GIL ORTIZ Jessica	COL	12.266	6.966	
62	372	FASANA Erika	ITA	12.266	6.666	
65	458	MILEVA Ralitsa	BUL	12.066	6.766	
66	435	KONONENKO Nataliya	UKR	12.066	6.566	
68	449	GASSER Barbara	AUT	12.000	7.000	
69	457	IZURIETA Ana Maria	ESP	12.000	6.100	



North Greenwich Arena
North Greenwich Arena

SUN 29 JUL 2012

Gymnastics Artistic
Gymnastique artistique

Women's Beam
Poutre - femmes

Qualification
Qualification



Tie - Break Report

Rapport de tie-break



Rank	Bib	Name	NOC Code	Total	Execution Score	Difficulty Score
------	-----	------	-------------	-------	--------------------	---------------------

NOTES

Tie-break rules

Ties will be broken by the following criteria:

1. The highest Execution score
2. The highest Difficulty score
3. If the gymnasts remain tied they will share the same classification

The underline mark indicates where the tie was broken

LEGEND



Beam



North Greenwich Arena
North Greenwich Arena

SUN 29 JUL 2012

Gymnastics Artistic

Gymnastique artistique

Women's Vault

Saut de cheval - femmes

Qualification

Qualification



Tie - Break Report

Rapport de tie-break



Rank	Bib	Name	NOC Code	Total	Highest Vault	Highest Execution Score	Highest Difficulty Score
6	361	BERGER Janine	GER	14.483	14.833 (V2)		
7	324	ROGERS Brittany	CAN	14.483	14.666 (V1)		
10	450	MARACHKOUSKAYA Nastassia	BLR	13.800	15.000 (V1)		
11	325	VACULIK Kristina	CAN	13.800	14.100 (V1)		
12	455	PHAN Thi Ha Thanh	VIE	13.533	14.400 (V2)		
13	423	WONG Hiu Ying Angel	HKG	13.533	13.633 (V1)		

NOTES

Tie-break rules

Ties will be broken by the following criteria:

1. The highest score between the two vaults
2. The highest Execution score from either vault
3. The highest Difficulty score from either vault
4. If the gymnasts remain tied they will share the same classification

The underline mark indicates where the tie was broken

LEGEND

V Vault number

Vault



North Greenwich Arena
North Greenwich Arena

SUN 29 JUL 2012

Gymnastics Artistic
Gymnastique artistique

Women
Femmes

Qualification
Qualification



Tie - Break Report

Rapport de tie-break

Rank	Bib Name	NOC Code	Total	Sum of best scores			
				4	3	2	1
47	421 PALESOVA Kristyna	CZE	50.599	Sum of best scores	40.899		
				Sum of Execution scores			
				Sum of Difficulty scores			
48	445 HEO Seonmi	KOR	50.599	Sum of best scores	39.199		
				Sum of Execution scores			
				Sum of Difficulty scores			
49	424 BOCZOGO Dorina	HUN	50.599	Sum of best scores	38.999		
				Sum of Execution scores			
				Sum of Difficulty scores			

NOTES

Tie-break rules

Ties will be broken by the following criteria:

1. The highest sum of the final apparatus scores (i.e. add the total of the 3, 2, 1 of the highest final apparatus scores)
2. The highest total Execution score by adding all apparatus
3. The highest total Difficulty score by adding all apparatus
4. If the gymnasts remain tied they will share the same classification

The underline mark indicates where the tie was broken



North Greenwich Arena
North Greenwich Arena

TUE 31 JUL 2012

Gymnastics Artistic

Gymnastique artistique

Women's Team

Compétition par équipes - femmes

Final

Finales



Judges Assignments

Affectation des juges

Superior Jury

KIM Nellie
DOWDELL Kym
ANDRIANOVA Liubov
SACCHI Donatella
HARINISHI Yoshie
YAN Ninan
VALENZO AOKI Naomi

FIG President
FIG Vault Supervisor
FIG Uneven Bars Supervisor
FIG Beam Supervisor
FIG Floor Supervisor
FIG Member
FIG Member



Function	Name	NOC Code
D1	DE JONG Aukje	NED
D2	HAMILTON Cheryl Ann	USA
E1	MAO Peiwen	CHN
E2	SAKURAI Rieko	JPN
E3	YAMAMOTO SAWASATO Yumi	BRA
E4	OMELIANCHYK-ZIURKALOVA Oksana	UKR
E5	SAN MARTIN Maria Jose	ESP
ER1	BARKOVA Galina	KAZ
ER2	ZETTERMAN Marianne	SWE
Line Judge	MORGAN Debbie	GBR



Function	Name	NOC Code
D1	GIRAL Patricia	FRA
D2	LISKAROVA Hana	CZE
E1	DONTI Olyvia	GRE
E2	KOSHEL Antonina	BLR
E3	WRIGHT Jillian	AUS
E4	MULAZIMOGLU BALLI Ozgur	TUR
E5	RATYNSKA-BURY Maria	POL
ER1	GOMEZ Andrea	MEX
ER2	KALMAR Zsuzsanna	HUN
Time Judge 1	SMITH Pauline	GBR
Time Judge 2	TOVEY Glynis	GBR



Function	Name	NOC Code
D1	LEEWORTHY Robin	GBR
D2	MURTONEN Satu	FIN
E1	LAZO ZELAYA Isabel	CHI
E2	GRIGORAS Anca	ROU
E3	LALIBERTE Helene	CAN
E4	LEE Jung Hyun	KOR
E5	KATINIENE Irina	LTU
ER1	GRATT Johanna	AUT
ER2	FRAUENKNECHT Christina	SUI
Time Judge	TREDGOLD Sue	GBR



Function	Name	NOC Code
D1	SHAI Orna	ISR
D2	CALABRO Monica	ARG
E1	VASQUEZ GALVIS Ruby	COL
E2	RODRIGUES Liliana	POR
E3	KIRYASHOVA Vera	RUS
E4	LOPEZ RECCI Leysha	PUR
E5	VAN DOOREN Marleen	BEL
ER1	DOBREVA Tzvetana	BUL
ER2	KOVAC Marjeta	SLO
Time Judge	MORGAN Jean	GBR
Line Judge 1	MAKINSON Sadie	GBR
Line Judge 2	MALONE Carol	GBR

Reserves

Control Number	Name	NOC Code
R1	KLAESBERG Sabrina	GER
R2	CORTIGIANI Dora	ITA

LEGEND

Dx Difficulty Judges (x=1-2)

Ex Execution Judges (x=1-5)

ERx Execution Reference Judges (x=1-2)

Rx Reserve Judges



Vault



Uneven Bars



Beam







Floor



Results

Résultats

Rank	Bib	NOC Name	Total				
1		USA - United States of America	183.596	<u>48.132</u> (1)	44.799 (3)	45.299 (1)	45.366 (1)
	411	DOUGLAS Gabrielle	61.465	15.966	15.200	15.233	15.066
	412	MARONEY Mc Kayla	16.233	16.233			
	413	RAISMAN Alexandra	30.233			14.933	15.300
	414	ROSS Kyla	30.066		14.933	15.133	
	415	WIEBER Jordyn	45.599	15.933	14.666		15.000
2		RUS - Russian Federation	178.530	<u>46.366</u> (2)	46.166 (2)	44.399 (3)	41.599 (6)
	401	AFANASEVA Kseniia	29.166			14.833	14.333
	402	GRISHINA Anastasia	27.166		14.700		12.466
	403	KOMOVA Victoria	46.632	15.833	15.766	15.033	
	404	MUSTAFINA Aliya	60.266	15.233	15.700	14.533	14.800
	405	PASEKA Maria	15.300	15.300			
3		ROU - Romania	176.414	45.000 (3)	<u>41.465</u> (8)	45.249 (2)	44.700 (2)
	391	BULIMAR Diana Laura	43.299		14.066	14.533	14.700
	392	CHELARU Diana Maria	13.633		13.633		
	393	IODACHE Larisa Andreea	43.866	14.800	13.766	15.300	
	394	IZBASA Sandra Raluca	30.300	15.100			15.200
	395	PONOR Catalina	45.316	15.100		15.416	14.800
4		CHN - People's Republic of China	174.430	44.266 (5)	<u>46.399</u> (1)	42.932 (4)	40.833 (7)
	331	DENG Linlin	42.399	14.900		13.766	13.733
	332	HE Kexin	15.766		15.766		
	333	HUANG Qiushuang	56.433	15.033	15.100	13.800	12.500
	334	SUI Lu	29.966			15.366	14.600
	335	YAO Jinnan	29.866	14.333	15.533		
5		CAN - Canada	170.804	44.499 (4)	42.332 (6)	41.199 (6)	<u>42.774</u> (3)
	321	BLACK Elisabeth	43.707	15.233		14.266	14.208
	322	MOORS Victoria	28.300		13.700		14.600
	323	PEGG Dominique	41.866	14.400		13.500	13.966
	324	ROGERS Brittany	29.332	14.866	14.466		
	325	VACULIK Kristina	27.599		14.166	13.433	
6		GBR - Great Britain	170.495	43.965 (6)	44.599 (4)	<u>39.199</u> (8)	42.732 (4)
	351	CAIRNS Imogen	27.766	14.266		13.500	
	352	PINCHES Jennifer	41.032	14.833		11.833	14.366
	353	TUNNEY Rebecca	29.632	14.866	14.766		
	354	TWEDDLE Elizabeth	29.999		15.833		14.166
	355	WHELAN Hannah	42.066		14.000	13.866	14.200



North Greenwich Arena
North Greenwich Arena

TUE 31 JUL 2012

Gymnastics Artistic

Gymnastique artistique

Women's Team

Compétition par équipes - femmes





Final

Finales



Results

Résultats

Rank	Bib	NOC Name	Total				
7		ITA - Italy	167.930	42.366 (8)	41.666 (7)	41.999 (5)	<u>41.899</u> (5)
	371	CAMPANA Giorgia	13.900		13.900		
	372	FASANA Erika	41.566	13.733	13.600		14.233
	373	FERLITO Carlotta	42.766	14.300		14.366	14.100
	374	FERRARI Vanessa	56.865	14.333	14.166	14.800	13.566
	375	PREZIOSA Elisabetta	12.833			12.833	
8		JPN - Japan	166.646	42.882 (7)	42.999 (5)	<u>40.599</u> (7)	40.166 (8)
	381	MINOBE Yu	13.100			13.100	
	382	SHINTAKE Yuko	26.699			13.266	13.433
	383	TANAKA Rie	41.582	14.416	14.333		12.833
	384	TERAMOTO Asuka	57.033	14.700	14.200	14.233	13.900
	385	TSURUMI Koko	28.232	13.766	14.466		

NOTES

Underlined totals indicate startings apparatus

LEGEND

 Vault	 Uneven Bars	 Beam	 Floor
--	---	--	---



Individual Judges Scores

Scores individuels des juges



Rank	Bib	Name	NOC Code	Time	D Score	Execution Jury (E)										Penalty		Total
						E1	E2	E3	E4	E5	E Jury Score	ER1 Score	ER2 Score	ER Score	E Score	L / T / O		
1	413	RAISMAN Alexandra	USA	1:28	6.300	9.0	9.1	9.0	8.8	9.0	9.000	9.1	9.0	9.050	9.000	15.300		
2	394	IZBASA Sandra Raluca	ROU	1:29	6.300	9.0	8.6	8.8	9.1	8.5	8.800	9.1	8.9	9.000	* 8.900	* 15.200		
3	411	DOUGLAS Gabrielle	USA	1:28	6.200	8.9	9.0	8.9	8.8	8.8	8.866	8.8	8.7	8.750	8.866	15.066		
4	415	WIEBER Jordyn	USA	1:28	6.000	8.9	9.2	8.9	9.1	9.0	9.000	9.0	9.1	9.050	9.000	15.000		
5	395	PONOR Catalina	ROU	1:28	6.000	8.7	8.9	8.8	9.0	8.6	8.800	8.7	8.6	8.650	8.800	14.800		
5	404	MUSTAFINA Aliya	RUS	1:28	5.900	8.8	9.0	8.7	9.2	8.9	8.900	8.9	8.7	8.800	8.900	14.800		
7	391	BULIMAR Diana Laura	ROU	1:25	5.800	8.9	9.0	8.8	9.2	8.8	8.900	8.9	8.9	8.900	8.900	14.700		
8	322	MOORS Victoria	CAN	1:27	6.000	8.3	8.8	8.9	8.6	8.4	8.600	8.4	8.5	8.450	8.600	14.600		
8	334	SUI Lu	CHN	1:28	5.800	8.8	8.9	8.8	8.8	8.3	8.800	8.6	8.6	8.600	8.800	14.600		
10	352	PINCHES Jennifer	GBR	1:27	5.900	8.3	8.6	8.4	8.6	8.4	8.466	8.2	8.3	8.250	8.466	14.366		
11	401	AFANASEVA Kseniia	RUS	1:29	6.100	8.4	8.2	8.3	8.0	8.2	8.233	7.9	8.0	7.950	8.233	14.333		
12	372	FASANA Erika	ITA	1:24	5.700	8.7	8.5	8.3	8.5	8.6	8.533	8.3	8.6	8.450	8.533	14.233		
13	321	BLACK Elisabeth	CAN	1:15	5.800	8.6	8.5	8.6	8.6	8.4	8.566	8.2	8.3	8.250	* 8.408	* 14.208		
14	355	WHELAN Hannah	GBR	1:29	5.800	8.4	8.8	8.3	8.5	8.1	8.400	8.2	8.3	8.250	8.400	14.200		
15	354	TWEDDLE Elizabeth	GBR	1:29	6.000	8.9	8.5	8.3	8.3	8.6	8.466	8.6	8.5	8.550	8.466	14.166		
16	373	FERLITO Carlotta	ITA	1:25	5.700	8.4	8.4	8.1	8.6	8.4	8.400	8.6	8.5	8.550	8.400	14.100		
17	323	PEGG Dominique	CAN	1:23	5.700	8.5	8.4	8.1	8.1	8.3	8.266	8.2	8.1	8.150	8.266	13.966		
18	384	TERAMOTO Asuka	JPN	1:25	5.500	8.5	8.2	8.2	8.8	8.5	8.400	8.3	8.6	8.450	8.400	13.900		
19	331	DENG Linlin	CHN	1:28	5.700	7.8	8.2	8.1	8.2	7.8	8.033	7.8	8.1	7.950	8.033	13.733		
20	374	FERRARI Vanessa	ITA	1:29	6.100	7.3	7.7	7.7	7.4	6.9	7.466	7.6	7.5	7.550	7.466	13.566		
21	382	SHINTAKE Yuko	JPN	1:28	5.200	8.3	8.4	8.1	8.3	8.0	8.233	8.3	8.4	8.350	8.233	13.433		
22	383	TANAKA Rie	JPN	1:29	5.000	8.0	8.7	8.5	7.9	7.9	8.133	8.1	8.0	8.050	8.133	12.833		
23	333	HUANG Qiushuang	CHN	1:29	5.200	7.8	7.8	7.5	7.5	7.3	7.600	7.6	7.7	7.650	7.600	12.500		
24	402	GRISHINA Anastasia	RUS	1:28	4.600	8.1	7.8	8.1	7.5	7.7	7.866	7.4	8.0	7.700	7.866	12.466		



North Greenwich Arena
North Greenwich Arena

TUE 31 JUL 2012

Gymnastics Artistic
Gymnastique artistique
Women's Team
Compétition par équipes - femmes
Final - Floor Exercise
Exercices au sol - finales



Individual Judges Scores

Scores individuels des juges



Rank	Bib	Name	NOC Code	Time	D Score	Execution Jury (E)										Penalty		Total
						E1	E2	E3	E4	E5	E Jury Score	ER1 Score	ER2 Score	ER Score	E Score			

LEGEND

* Reference score applied
L Line
E Execution
Spec Ded Specific apparatus deduction
D Difficulty
O Other
Ex Execution Judges (x=1-5)
T Time
ER Execution Reference
ERx Execution Reference Judges (x=1-2)



Floor





North Greenwich Arena
North Greenwich Arena

TUE 31 JUL 2012

Gymnastics Artistic
Gymnastique artistique
Women's Team
Compétition par équipes - femmes
Final - Vault
Saut de cheval - finales



Individual Judges Scores

Scores individuels des juges



Rank	Bib	Name	NOC Code	D Score	Execution Jury (E)										Penalty		Total
					E1	E2	E3	E4	E5	E Jury Score	ER1 Score	ER2 Score	ER Score	E Score	L / T / O		
1	412	MARONEY Mc Kayla	USA	6.500	9.7	9.7	9.8	9.7	9.8	9.733	9.6	9.9	9.750	9.733		16.233	
2	411	DOUGLAS Gabrielle	USA	6.500	9.5	9.4	9.6	9.4	9.5	9.466	9.3	9.6	9.450	9.466		15.966	
3	415	WIEBER Jordyn	USA	6.500	9.4	9.5	9.6	9.4	9.4	9.433	9.1	9.5	9.300	9.433		15.933	
4	403	KOMOVA Victoria	RUS	6.500	9.3	9.3	9.4	9.3	9.4	9.333	9.4	9.1	9.250	9.333		15.833	
5	405	PASEKA Maria	RUS	6.500	8.8	8.8	8.8	8.9	8.7	8.800	8.9	8.7	8.800	8.800		15.300	
6	321	BLACK Elisabeth	CAN	6.300	9.0	9.0	8.9	8.9	8.8	8.933	8.9	8.7	8.800	8.933		15.233	
6	404	MUSTAFINA Aliya	RUS	5.800	9.4	9.3	9.5	9.5	9.4	9.433	9.3	9.4	9.350	9.433		15.233	
8	394	IZBASA Sandra Raluca	ROU	5.800	9.3	9.3	9.3	9.3	9.3	9.300	9.2	9.3	9.250	9.300		15.100	
8	395	PONOR Catalina	ROU	5.800	9.3	9.3	9.4	9.3	9.3	9.300	8.9	9.5	9.200	9.300		15.100	
10	333	HUANG Qiushuang	CHN	5.800	9.3	9.1	9.3	9.3	9.0	9.233	9.3	9.4	9.350	9.233		15.033	
11	331	DENG Linlin	CHN	5.800	9.1	8.9	9.1	9.2	9.1	9.100	9.1	9.0	9.050	9.100		14.900	
12	324	ROGERS Brittany	CAN	5.800	9.0	9.1	9.1	9.1	8.9	9.066	9.0	8.9	8.950	9.066		14.866	
12	353	TUNNEY Rebecca	GBR	5.800	9.1	8.9	9.1	9.1	9.0	9.066	9.1	9.2	9.150	9.066		14.866	
14	352	PINCHES Jennifer	GBR	5.800	9.0	9.2	9.1	9.1	9.2	9.133	9.1	9.2	9.150	9.133	.1 / .0 / .0	14.833	
15	393	IORDACHE Larisa Andreea	ROU	5.800	9.2	9.0	8.9	9.0	9.0	9.000	9.0	9.3	9.150	9.000		14.800	
16	384	TERAMOTO Asuka	JPN	5.800	9.0	8.8	9.0	8.9	8.8	8.900	8.8	9.0	8.900	8.900		14.700	
17	383	TANAKA Rie	JPN	5.300	8.9	9.0	9.2	9.0	9.1	9.033	9.2	9.2	9.200	* 9.116		* 14.416	
18	323	PEGG Dominique	CAN	5.300	8.8	9.2	9.1	9.1	8.8	9.000	9.2	9.2	9.200	* 9.100		* 14.400	
19	335	YAO Jinnan	CHN	5.800	8.5	8.5	8.6	8.4	8.6	8.533	8.5	8.4	8.450	8.533		14.333	
19	374	FERRARI Vanessa	ITA	5.800	8.5	8.6	8.5	8.7	8.3	8.533	8.6	8.6	8.600	8.533		14.333	
21	373	FERLITO Carlotta	ITA	5.300	8.9	9.2	9.0	8.8	9.1	9.000	9.2	8.8	9.000	9.000		14.300	
22	351	CAIRNS Imogen	GBR	5.300	8.9	9.0	8.8	9.0	9.0	8.966	9.0	9.1	9.050	8.966		14.266	
23	385	TSURUMI Koko	JPN	5.000	8.8	8.8	8.8	8.7	8.5	8.766	8.9	9.0	8.950	8.766		13.766	
24	372	FASANA Erika	ITA	5.300	8.7	8.6	8.5	8.5	8.5	8.533	8.8	8.5	8.650	8.533	.1 / .0 / .0	13.733	





North Greenwich Arena
North Greenwich Arena

TUE 31 JUL 2012

Gymnastics Artistic
Gymnastique artistique

Women's Team

Compétition par équipes - femmes

Final - Vault

Saut de cheval - finales



Individual Judges Scores

Scores individuels des juges



Rank	Bib	Name	NOC Code	D Score	Execution Jury (E)										Penalty		Total
					E1	E2	E3	E4	E5	E Jury Score	ER1 Score	ER2 Score	ER Score	E Score	L / T / O		

LEGEND

* Reference score applied

L Line

D Difficulty
O Other

E Execution
Spec Ded Specific apparatus deduction

Ex Execution Judges (x=1-5)
T Time

ER Execution Reference
V Vault number

ERx Execution Reference Judges (x=1-2)



Vault





North Greenwich Arena
North Greenwich Arena

TUE 31 JUL 2012

Gymnastics Artistic
Gymnastique artistique
Women's Team
Compétition par équipes - femmes
Final - Uneven Bars
Barres asymétrique - finales



Individual Judges Scores

Scores individuels des juges



Rank	Bib	Name	NOC Code	D Score	Execution Jury (E)										Penalty		Total
					E1	E2	E3	E4	E5	E Jury Score	ER1 Score	ER2 Score	ER Score	E Score	L / T / O		
1	354	TWEDDLE Elizabeth	GBR	6.800	8.8	9.2	9.0	8.9	9.2	9.033	9.0	9.0	9.000	9.033	15.833		
2	332	HE Kexin	CHN	7.100	8.6	8.7	8.6	8.8	8.7	8.666	8.7	8.6	8.650	8.666	15.766		
2	403	KOMOVA Victoria	RUS	7.000	8.6	8.7	8.7	8.9	9.1	8.766	8.8	8.8	8.800	8.766	15.766		
4	404	MUSTAFINA Aliya	RUS	7.000	8.8	8.6	8.6	8.7	9.0	8.700	8.9	8.9	8.900	8.700	15.700		
5	335	YAO Jinnan	CHN	6.800	8.7	8.8	8.7	8.9	8.5	8.733	8.5	8.9	8.700	8.733	15.533		
6	411	DOUGLAS Gabrielle	USA	6.500	8.8	8.5	8.7	8.7	8.7	8.700	8.4	8.8	8.600	8.700	15.200		
7	333	HUANG Qiushuang	CHN	6.600	8.8	8.5	8.3	8.6	8.4	8.500	8.4	8.6	8.500	8.500	15.100		
8	414	ROSS Kyla	USA	6.400	8.7	8.4	8.6	8.5	8.5	8.533	8.6	8.4	8.500	8.533	14.933		
9	353	TUNNEY Rebecca	GBR	6.400	8.4	8.5	8.6	8.2	8.2	8.366	8.3	8.4	8.350	8.366	14.766		
10	402	GRISHINA Anastasia	RUS	6.300	8.3	8.7	8.4	8.4	8.4	8.400	8.3	8.5	8.400	8.400	14.700		
11	415	WIEBER Jordyn	USA	6.400	8.5	8.4	8.3	8.1	8.0	8.266	8.3	8.5	8.400	8.266	14.666		
12	324	ROGERS Brittany	CAN	6.000	8.5	8.5	8.4	8.5	8.2	8.466	8.3	8.5	8.400	8.466	14.466		
12	385	TSURUMI Koko	JPN	6.400	8.5	7.9	7.8	8.0	8.3	8.066	7.4	8.2	7.800	8.066	14.466		
14	383	TANAKA Rie	JPN	5.800	8.5	8.6	8.3	8.8	8.5	8.533	8.4	8.8	8.600	8.533	14.333		
15	384	TERAMOTO Asuka	JPN	6.300	7.7	7.9	8.1	7.7	8.3	7.900	7.8	7.8	7.800	7.900	14.200		
16	325	VACULIK Kristina	CAN	5.800	8.5	8.4	8.3	8.3	8.4	8.366	8.5	8.2	8.350	8.366	14.166		
16	374	FERRARI Vanessa	ITA	5.900	8.3	8.2	8.3	8.3	8.2	8.266	8.4	8.4	8.400	8.266	14.166		
18	391	BULIMAR Diana Laura	ROU	5.700	8.4	8.6	8.3	8.4	8.2	8.366	8.4	8.4	8.400	8.366	14.066		
19	355	WHELAN Hannah	GBR	5.800	8.3	8.2	8.0	8.5	8.1	8.200	8.1	8.3	8.200	8.200	14.000		
20	371	CAMPANA Giorgia	ITA	5.900	8.1	8.1	8.4	7.8	7.7	8.000	8.0	8.1	8.050	8.000	13.900		
21	393	IORDACHE Larisa Andreea	ROU	5.900	7.7	8.3	7.9	8.0	7.7	7.866	8.0	8.1	8.050	7.866	13.766		
22	322	MOORS Victoria	CAN	5.600	8.2	8.0	8.3	8.1	7.7	8.100	8.1	8.1	8.100	8.100	13.700		
23	392	CHELARU Diana Maria	ROU	5.500	8.1	8.2	8.1	8.1	8.4	8.133	7.7	8.2	7.950	8.133	13.633		
24	372	FASANA Erika	ITA	5.400	8.3	8.3	8.6	8.0	8.0	8.200	8.5	8.4	8.450	8.200	13.600		



North Greenwich Arena
North Greenwich Arena

TUE 31 JUL 2012

Gymnastics Artistic
Gymnastique artistique
Women's Team
Compétition par équipes - femmes
Final - Uneven Bars
Barres asymétrique - finales



Individual Judges Scores

Scores individuels des juges



Rank	Bib	Name	NOC Code	D Score	Execution Jury (E)										Penalty		Total
					E1	E2	E3	E4	E5	E Jury Score	ER1 Score	ER2 Score	ER Score	E Score	L / T / O		

LEGEND

* Reference score applied
L Line
E Execution
Spec Ded Specific apparatus deduction
D Difficulty
O Other
Ex Execution Judges (x=1-5)
T Time
ER Execution Reference
ERx Execution Reference Judges (x=1-2)

Uneven Bars



C75C-ref 1.0

Report Created TUE 31 JUL 2012 18:30

Page 2/2





Individual Judges Scores

Scores individuels des juges



Rank	Bib	Name	NOC Code	Time	D Score	Execution Jury (E)										Penalty		Total
						E1	E2	E3	E4	E5	E Jury Score	ER1 Score	ER2 Score	ER Score	E Score	L / T / O		
1	395	PONOR Catalina	ROU	1:12	6.300	9.0	9.3	8.7	9.1	9.0	9.033	9.2	9.2	9.200	* 9.116	* 15.416		
2	334	SUI Lu	CHN	1:25	6.600	9.1	8.7	9.0	8.6	8.3	8.766	9.0	8.3	8.650	8.766	15.366		
3	393	IORDACHE Larisa Andreea	ROU	1:16	6.500	8.8	8.6	8.9	8.7	9.0	8.800	8.9	8.8	8.850	8.800	15.300		
4	411	DOUGLAS Gabrielle	USA	1:24	6.500	8.5	8.7	8.9	8.8	8.7	8.733	8.7	9.0	8.850	8.733	15.233		
5	414	ROSS Kyla	USA	1:22	6.100	9.1	9.1	9.0	9.0	9.0	9.033	9.2	8.9	9.050	9.033	15.133		
6	403	KOMOVA Victoria	RUS	1:18	6.500	8.7	8.7	8.4	8.4	8.5	8.533	8.7	8.4	8.550	8.533	15.033		
7	413	RAISMAN Alexandra	USA	1:25	6.400	8.6	8.7	8.4	8.6	8.4	8.533	8.5	8.6	8.550	8.533	14.933		
8	401	AFANASEVA Kseniia	RUS	1:13	5.800	8.9	8.9	9.2	9.4	9.0	9.033	9.3	9.0	9.150	9.033	14.833		
9	374	FERRARI Vanessa	ITA	1:11	6.100	8.9	9.1	8.6	8.6	8.6	8.700	8.5	8.3	8.400	8.700	14.800		
10	391	BULIMAR Diana Laura	ROU	1:06	5.900	8.5	8.5	8.9	8.7	8.7	8.633	8.4	8.6	8.500	8.633	14.533		
10	404	MUSTAFINA Aliya	RUS	1:24	6.200	8.2	8.4	8.4	8.1	8.5	8.333	8.4	8.0	8.200	8.333	14.533		
12	373	FERLITO Carlotta	ITA	1:21	5.900	8.3	8.5	8.4	8.5	8.7	8.466	8.4	8.9	8.650	8.466	14.366		
13	321	BLACK Elisabeth	CAN	1:24	5.900	8.2	8.2	8.4	8.5	8.6	8.366	8.3	8.3	8.300	8.366	14.266		
14	384	TERAMOTO Asuka	JPN	1:17	5.600	8.4	8.6	8.9	9.0	8.3	8.633	8.5	8.5	8.500	8.633	14.233		
15	355	WHELAN Hannah	GBR	1:15	6.100	7.6	7.5	7.9	7.8	8.5	7.766	7.6	7.9	7.750	7.766	13.866		
16	333	HUANG Qiushuang	CHN	1:25	5.900	7.2	8.2	7.9	7.6	8.2	7.900	7.7	8.1	7.900	7.900	13.800		
17	331	DENG Linlin	CHN	1:22	6.400	7.3	7.8	7.2	7.5	7.3	7.366	7.5	7.2	7.350	7.366	13.766		
18	323	PEGG Dominique	CAN	1:12	5.200	8.2	8.3	8.6	8.3	8.3	8.300	7.9	8.2	8.050	8.300	13.500		
18	351	CAIRNS Imogen	GBR	1:12	5.400	7.7	8.1	8.1	8.1	8.1	8.100	7.8	8.4	8.100	8.100	13.500		
20	325	VACULIK Kristina	CAN	1:21	5.200	7.7	8.2	8.3	8.2	8.3	8.233	8.3	8.2	8.250	8.233	13.433		
21	382	SHINTAKE Yuko	JPN	1:23	5.400	7.8	7.7	8.5	8.1	7.7	7.866	7.7	7.7	7.700	7.866	13.266		
22	381	MINOBE Yu	JPN	1:27	6.000	7.2	7.2	7.0	6.5	7.1	7.100	7.2	6.8	7.000	7.100	13.100		
23	375	PREZIOSA Elisabetta	ITA	1:26	5.600	7.5	7.1	6.9	7.3	7.3	7.233	7.0	7.0	7.000	7.233	12.833		
24	352	PINCHES Jennifer	GBR	1:20	5.500	6.3	6.4	6.3	6.1	6.5	6.333	6.4	6.8	6.600	6.333	11.833		



North Greenwich Arena
North Greenwich Arena

TUE 31 JUL 2012

Gymnastics Artistic
Gymnastique artistique
Women's Team
Compétition par équipes - femmes
Final - Beam
Poutre - finales



Individual Judges Scores

Scores individuels des juges



Rank	Bib	Name	NOC Code	Time	D Score	Execution Jury (E)										Penalty		Total
						E1	E2	E3	E4	E5	E Jury Score	ER1 Score	ER2 Score	ER Score	E Score	L / T / O		

LEGEND

* Reference score applied D Difficulty E Execution Ex Execution Judges (x=1-5) ER Execution Reference ERx Execution Reference Judges (x=1-2)
L Line O Other Spec Ded Specific apparatus deduction T Time

Beam





North Greenwich Arena
North Greenwich Arena

THU 2 AUG 2012

Gymnastics Artistic

Gymnastique artistique

Women's Individual All-Around

Concours multiple individuel - femmes

Final

Finale



Judges Assignments

Affectation des juges

Superior Jury

KIM Nellie
DOWDELL Kym
ANDRIANOVA Liubov
SACCHI Donatella
HARINISHI Yoshie
YAN Ninan
VALENZO AOKI Naomi

FIG President
FIG Vault Supervisor
FIG Uneven Bars Supervisor
FIG Beam Supervisor
FIG Floor Supervisor
FIG Member
FIG Member



Function	Name	NOC Code
D1	DE JONG Aukje	NED
D2	HAMILTON Cheryl Ann	USA
E1	OMELIANCHYK-ZIURKALOVA Oksana	UKR
E2	KATINIENE Irina	LTU
E3	YAMAMOTO SAWASATO Yumi	BRA
E4	SAKURAI Rieko	JPN
E5	RATYNSKA-BURY Maria	POL
ER1	KOVAC Marjeta	SLO
ER2	ZETTERMAN Marianne	SWE
Line Judge	MORGAN Debbie	GBR



Function	Name	NOC Code
D1	GIRAL Patricia	FRA
D2	LISKAROVA Hana	CZE
E1	KIRYASHOVA Vera	RUS
E2	LALIBERTE Helene	CAN
E3	VASQUEZ GALVIS Ruby	COL
E4	LAZO ZELAYA Isabel	CHI
E5	SAN MARTIN Maria Jose	ESP
ER1	KALMAR Zsuzsanna	HUN
ER2	GOMEZ Andrea	MEX
Time Judge 1	SMITH Pauline	GBR
Time Judge 2	TOVEY Glynnis	GBR



Function	Name	NOC Code
D1	LEEWORTHY Robin	GBR
D2	MURTONEN Satu	FIN
E1	LEE Jung Hyun	KOR
E2	LOPEZ RECCI Leysha	PUR
E3	MULAZIMOGLU BALLI Ozgur	TUR
E4	MAO Peiwen	CHN
E5	WRIGHT Jillian	AUS
ER1	FRAUENKNECHT Christina	SUI
ER2	DOBREVA Tzvetana	BUL
Time Judge	TREDGOLD Sue	GBR



Function	Name	NOC Code
D1	SHAI Orna	ISR
D2	CALABRO Monica	ARG
E1	KOSHEL Antonina	BLR
E2	KLAESBERG Sabrina	GER
E3	RODRIGUES Liliana	POR
E4	CORTIGIANI Dora	ITA
E5	GRIGORAS Anca	ROU
ER1	BARKOVA Galina	KAZ
ER2	GRATT Johanna	AUT
Time Judge	MORGAN Jean	GBR
Line Judge 1	MAKINSON Sadie	GBR
Line Judge 2	MALONE Carol	GBR

Reserves

Control Number	Name	NOC Code
R1	VAN DOOREN Marleen	BEL
R2	DONTI Olyvia	GRE

LEGEND

Dx Difficulty Judges (x=1-2)

Ex Execution Judges (x=1-5)

ERx Execution Reference Judges (x=1-2)

Rx Reserve Judges



Vault



Uneven Bars



Beam



Floor



North Greenwich Arena
North Greenwich Arena

THU 2 AUG 2012

Gymnastics Artistic

Gymnastique artistique

Women's Individual All-Around

Concours multiple individuel - femmes





Final

Finale



Results

Résultats

Rank	Bib	Name	NOC Code					Total
1	411	DOUGLAS Gabrielle	USA	<u>15.966</u>	15.733	15.500	15.033	62.232
2	403	KOMOVA Victoria	RUS	<u>15.466</u>	15.966	15.441	15.100	61.973
3	404	MUSTAFINA Aliya	RUS	<u>15.233</u>	16.100	13.633	14.600	59.566
4	413	RAISMAN Alexandra	USA	<u>15.900</u>	14.333	14.200	15.133	59.566
5	394	IZBASA Sandra Raluca	ROU	15.333	<u>13.900</u>	14.400	15.200	58.833
6	331	DENG Linlin	CHN	<u>14.900</u>	14.266	15.300	13.933	58.399
7	333	HUANG Qiushuang	CHN	14.916	<u>15.133</u>	14.133	13.933	58.115
8	374	FERRARI Vanessa	ITA	<u>14.600</u>	14.033	14.500	14.866	57.999
9	393	IODACHE Larisa Andreea	ROU	14.933	<u>14.233</u>	14.966	13.833	57.965
10	365	SEITZ Elisabeth	GER	14.766	<u>15.166</u>	13.800	13.633	57.365
11	384	TERAMOTO Asuka	JPN	14.766	<u>14.300</u>	14.300	13.966	57.332
12	441	van GERNER Celine	NED	14.133	14.966	<u>14.133</u>	14.000	57.232
13	353	TUNNEY Rebecca	GBR	14.866	15.000	<u>13.133</u>	13.933	56.932
14	433	STEINGRUBER Giulia	SUI	15.116	13.600	14.166	<u>13.266</u>	56.148
15	303	LITTLE Emily	AUS	14.866	13.933	13.666	<u>13.300</u>	55.765
16	383	TANAKA Rie	JPN	14.166	14.500	13.700	<u>13.266</u>	55.632
17	323	PEGG Dominique	CAN	14.566	13.800	<u>13.166</u>	14.033	55.565
18	453	LOPEZ Jessica	VEN	14.800	<u>13.900</u>	13.000	13.800	55.500
19	431	PIHAN-KULESZA Marta	POL	13.933	14.333	12.933	<u>14.266</u>	55.465
20	302	BRENNAN Ashleigh	AUS	13.233	13.533	14.400	<u>14.166</u>	55.332
21	373	FERLITO Carlotta	ITA	14.166	13.433	<u>14.766</u>	12.733	55.098
22	425	GOMEZ PORRAS Ana Sofia	GUA	14.633	13.733	<u>13.133</u>	13.400	54.899
23	344	MALAUSSENA Aurelie	FRA	13.800	12.800	12.066	<u>11.500</u>	50.166
24	355	WHELAN Hannah	GBR	0.000	14.166	<u>13.700</u>	14.133	41.999

NOTES

Underlined totals indicates starting apparatus

LEGEND

 Vault

 Uneven Bars

 Beam

 Floor



North Greenwich Arena
North Greenwich Arena

Gymnastics Artistic
Gymnastique artistique

Women's Individual All-Around
Concours multiple individuel - femmes

THU 2 AUG 2012

Final - Floor Exercise
Exercices au sol - Finale



Individual Judges Scores

Scores individuels des juges



Rank	Bib	Name	NOC Code	Time	D Score	Execution Jury (E)										Penalty		Total
						E1	E2	E3	E4	E5	E Jury Score	ER1 Score	ER2 Score	ER Score	E Score	L / T / O		
1	394	IZBASA Sandra Raluca	ROU	1:29	6.300	9.1	8.6	8.9	8.9	8.9	8.900	8.6	8.8	8.700	8.900		15.200	
2	413	RAISMAN Alexandra	USA	1:29	6.300	8.8	8.7	8.9	8.8	8.9	8.833	8.9	8.7	8.800	8.833		15.133	
3	403	KOMOVA Victoria	RUS	1:27	6.000	9.5	9.1	9.0	9.1	9.1	9.100	9.3	9.1	9.200	9.100		15.100	
4	411	DOUGLAS Gabrielle	USA	1:27	6.100	9.3	8.7	8.9	9.0	8.9	8.933	8.7	8.8	8.750	8.933		15.033	
5	374	FERRARI Vanessa	ITA	1:29	6.200	8.9	8.7	8.5	8.7	8.6	8.666	8.7	8.9	8.800	8.666		14.866	
6	404	MUSTAFINA Aliya	RUS	1:29	5.900	9.0	8.8	8.6	8.6	8.7	8.700	9.1	8.6	8.850	8.700		14.600	
7	431	PIHAN-KULESZA Marta	POL	1:27	5.700	8.6	8.6	8.6	8.3	8.5	8.566	8.2	8.4	8.300	8.566		14.266	
8	302	BRENNAN Ashleigh	AUS	1:29	5.800	8.3	8.2	8.4	8.4	8.4	8.366	8.3	8.4	8.350	8.366		14.166	
9	355	WHELAN Hannah	GBR	1:29	5.800	8.4	8.2	8.0	8.4	8.5	8.333	8.6	8.4	8.500	8.333		14.133	
10	323	PEGG Dominique	CAN	1:23	5.700	8.6	8.2	8.1	8.5	8.3	8.333	8.7	8.2	8.450	8.333		14.033	
11	441	van GERNER Celine	NED	1:27	5.400	8.5	8.8	8.9	8.5	8.8	8.700	8.3	8.7	8.500	8.700	.1 / .0 / .0	14.000	
12	384	TERAMOTO Asuka	JPN	1:25	5.500	8.1	8.4	8.1	8.5	8.6	8.333	8.6	8.6	8.600	* 8.466		* 13.966	
13	331	DENG Linlin	CHN	1:28	5.700	8.1	8.3	7.8	8.3	8.3	8.233	8.4	8.4	8.400	8.233		13.933	
13	333	HUANG Qiushuang	CHN	1:28	5.300	8.7	8.8	8.5	8.6	8.6	8.633	8.4	8.7	8.550	8.633		13.933	
13	353	TUNNEY Rebecca	GBR	1:26	5.700	8.4	8.2	8.1	8.5	7.9	8.233	8.5	8.4	8.450	8.233		13.933	
16	393	IORDACHE Larisa Andreea	ROU	1:28	5.600	8.4	8.7	8.5	8.3	8.7	8.533	8.3	8.2	8.250	8.533	.3 / .0 / .0	13.833	
17	453	LOPEZ Jessica	VEN	1:28	5.600	8.2	8.2	8.0	8.3	8.2	8.200	8.1	8.1	8.100	8.200		13.800	
18	365	SEITZ Elisabeth	GER	1:29	5.500	8.2	8.0	8.3	8.2	8.4	8.233	8.3	8.3	8.300	8.233	.1 / .0 / .0	13.633	
19	425	GOMEZ PORRAS Ana Sofia	GUA	1:27	5.500	8.0	8.1	7.9	8.2	8.2	8.100	8.4	7.9	8.150	8.100	.2 / .0 / .0	13.400	
20	303	LITTLE Emily	AUS	1:26	5.300	8.6	8.0	6.6	7.9	8.1	8.000	8.2	8.2	8.200	8.000		13.300	
21	383	TANAKA Rie	JPN	1:29	5.200	8.0	8.3	8.0	8.3	8.2	8.166	8.3	8.2	8.250	8.166	.1 / .0 / .0	13.266	
21	433	STEINGRUBER Giulia	SUI	1:24	5.500	7.9	7.7	8.1	7.7	8.0	7.866	8.2	8.0	8.100	7.866	.1 / .0 / .0	13.266	
23	373	FERLITO Carlotta	ITA	1:27	5.500	7.0	7.3	7.2	7.3	7.2	7.233	7.3	7.2	7.250	7.233		12.733	
24	344	MALAUSSENA Aurelie	FRA	1:23	5.100	7.1	7.1	7.1	7.0	7.2	7.100	6.9	7.0	6.950	7.100	.7 / .0 / .0	11.500	



North Greenwich Arena
North Greenwich Arena

THU 2 AUG 2012

Gymnastics Artistic
Gymnastique artistique

Women's Individual All-Around
Concours multiple individuel - femmes

Final - Floor Exercise
Exercices au sol - Finale



Individual Judges Scores

Scores individuels des juges



Rank	Bib	Name	NOC Code	Time	D Score	Execution Jury (E)										Penalty		Total
						E1	E2	E3	E4	E5	E Jury Score	ER1 Score	ER2 Score	ER Score	E Score	L / T / O		

LEGEND

* Reference score applied

L Line

D Difficulty
O Other

E Execution
Spec Ded Specific apparatus deduction

Ex Execution Judges (x=1-5)
T Time

ER Execution Reference

ERx Execution Reference Judges (x=1-2)



Floor





North Greenwich Arena
North Greenwich Arena

THU 2 AUG 2012

Gymnastics Artistic
Gymnastique artistique

Women's Individual All-Around
Concours multiple individuel - femmes

Final - Vault

Saut de cheval - Finale



Individual Judges Scores

Scores individuels des juges



Rank	Bib	Name	NOC Code	D Score	Execution Jury (E)										Penalty		Total
					E1	E2	E3	E4	E5	E Jury Score	ER1 Score	ER2 Score	ER Score	E Score	L / T / O		
1	411	DOUGLAS Gabrielle	USA	6.500	9.5	9.5	9.5	9.4	9.3	9.466	9.5	9.5	9.500	9.466		15.966	
2	413	RAISMAN Alexandra	USA	6.500	9.4	9.1	9.5	9.3	9.6	9.400	9.3	9.2	9.250	9.400		15.900	
3	403	KOMOVA Victoria	RUS	6.500	9.3	8.9	8.8	9.0	9.4	9.066	9.2	8.8	9.000	9.066	.1 / .0 / .0	15.466	
4	394	IZBASA Sandra Raluca	ROU	6.100	9.0	9.3	9.3	9.3	9.1	9.233	9.4	9.2	9.300	9.233		15.333	
5	404	MUSTAFINA Aliya	RUS	5.800	9.4	9.4	9.4	9.5	9.5	9.433	9.4	9.6	9.500	9.433		15.233	
6	433	STEINGRUBER Giulia	SUI	6.300	8.9	8.6	8.9	9.0	9.0	8.933	8.8	8.6	8.700	* 8.816		* 15.116	
7	393	IORDACHE Larisa Andreea	ROU	5.800	9.1	9.1	9.2	9.1	9.3	9.133	9.2	9.3	9.250	9.133		14.933	
8	333	HUANG Qiushuang	CHN	5.800	9.2	8.9	9.0	9.0	9.1	9.033	9.2	9.2	9.200	* 9.116		* 14.916	
9	331	DENG Linlin	CHN	5.800	9.0	9.2	9.1	9.0	9.3	9.100	9.1	9.3	9.200	9.100		14.900	
10	303	LITTLE Emily	AUS	5.800	9.1	9.0	9.1	9.2	8.9	9.066	9.2	9.0	9.100	9.066		14.866	
10	353	TUNNEY Rebecca	GBR	5.800	9.0	9.0	9.3	9.2	9.0	9.066	9.3	9.1	9.200	9.066		14.866	
12	453	LOPEZ Jessica	VEN	5.800	9.0	9.2	9.0	9.0	9.0	9.000	8.9	8.9	8.900	9.000		14.800	
13	365	SEITZ Elisabeth	GER	5.800	8.7	9.0	8.9	9.1	9.0	8.966	8.9	9.1	9.000	8.966		14.766	
13	384	TERAMOTO Asuka	JPN	5.800	9.0	8.9	9.1	9.0	8.9	8.966	8.8	9.1	8.950	8.966		14.766	
15	425	GOMEZ PORRAS Ana Sofia	GUA	5.800	8.9	8.7	8.9	8.6	8.9	8.833	8.3	8.7	8.500	8.833		14.633	
16	374	FERRARI Vanessa	ITA	5.800	8.7	8.6	9.1	8.8	8.9	8.800	8.5	9.0	8.750	8.800		14.600	
17	323	PEGG Dominique	CAN	5.300	9.2	9.4	9.4	9.2	9.1	9.266	9.2	9.2	9.200	9.266		14.566	
18	373	FERLITO Carlotta	ITA	5.300	9.0	8.8	8.8	8.9	8.9	8.866	8.8	8.8	8.800	8.866		14.166	
18	383	TANAKA Rie	JPN	5.300	8.7	8.8	8.9	8.9	8.9	8.866	8.9	8.7	8.800	8.866		14.166	
20	441	van GERNER Celine	NED	5.300	9.0	8.9	9.0	8.8	8.9	8.933	9.0	9.0	9.000	8.933	.1 / .0 / .0	14.133	
21	431	PIHAN-KULESZA Marta	POL	5.000	8.9	8.9	9.0	9.0	8.9	8.933	8.9	9.0	8.950	8.933		13.933	
22	344	MALAUSSENA Aurelie	FRA	5.400	8.5	8.3	8.4	8.6	8.3	8.400	8.5	8.7	8.600	8.400		13.800	
23	302	BRENNAN Ashleigh	AUS	5.500	8.0	7.6	7.8	7.7	7.7	7.733	8.0	7.8	7.900	7.733		13.233	
24	355	WHELAN Hannah	GBR	0.000	0.0	0.0	0.0	0.0	0.0	0.000	0.0	0.0	0.000	0.000		0.000	



North Greenwich Arena
North Greenwich Arena

THU 2 AUG 2012

Gymnastics Artistic
Gymnastique artistique

Women's Individual All-Around
Concours multiple individuel - femmes

Final - Vault

Saut de cheval - Finale



Individual Judges Scores

Scores individuels des juges



Rank	Bib	Name	NOC Code	D Score	Execution Jury (E)										Penalty		Total
					E1	E2	E3	E4	E5	E Jury Score	ER1 Score	ER2 Score	ER Score	E Score	L / T / O		

LEGEND

* Reference score applied

L Line



Vault

E Execution

Spec Ded Specific apparatus deduction

D Difficulty

O Other

Ex Execution Judges (x=1-5)

T Time

ER Execution Reference

V Vault number

ERx Execution Reference Judges (x=1-2)





North Greenwich Arena
North Greenwich Arena

Gymnastics Artistic
Gymnastique artistique

Women's Individual All-Around
Concours multiple individuel - femmes

Final - Uneven Bars
Barres asymétriques - Finale

THU 2 AUG 2012



Individual Judges Scores

Scores individuels des juges



Rank	Bib	Name	NOC Code	D Score	Execution Jury (E)										Penalty		Total
					E1	E2	E3	E4	E5	E Jury Score	ER1 Score	ER2 Score	ER Score	E Score	L / T / O		
1	404	MUSTAFINA Aliya	RUS	7.000	9.2	9.2	9.0	9.0	9.1	9.100	9.1	9.2	9.150	9.100	16.100		
2	403	KOMOVA Victoria	RUS	7.000	9.2	9.0	8.9	8.8	9.0	8.966	8.9	9.0	8.950	8.966	15.966		
3	411	DOUGLAS Gabrielle	USA	6.600	8.7	9.4	9.1	9.1	9.2	9.133	9.1	8.9	9.000	9.133	15.733		
4	365	SEITZ Elisabeth	GER	6.700	8.1	8.1	8.5	8.7	8.4	8.333	8.7	8.5	8.600	* 8.466	* 15.166		
5	333	HUANG Qiushuang	CHN	6.600	8.4	8.7	8.4	8.5	8.9	8.533	8.6	8.5	8.550	8.533	15.133		
6	353	TUNNEY Rebecca	GBR	6.400	8.3	8.6	8.7	8.6	8.6	8.600	8.7	8.4	8.550	8.600	15.000		
7	441	van GERNER Celine	NED	6.200	8.7	8.9	8.9	8.7	8.7	8.766	8.6	8.8	8.700	8.766	14.966		
8	383	TANAKA Rie	JPN	5.800	8.6	9.0	8.9	8.6	8.5	8.700	8.7	8.8	8.750	8.700	14.500		
9	413	RAISMAN Alexandra	USA	5.900	8.3	8.6	8.4	8.6	8.3	8.433	8.3	8.4	8.350	8.433	14.333		
9	431	PIHAN-KULESZA Marta	POL	5.700	8.8	8.6	8.6	8.7	8.6	8.633	8.7	8.4	8.550	8.633	14.333		
11	384	TERAMOTO Asuka	JPN	6.300	8.0	8.2	7.7	8.0	8.0	8.000	7.9	8.3	8.100	8.000	14.300		
12	331	DENG Linlin	CHN	6.100	8.5	8.2	8.1	8.1	8.2	8.166	8.1	8.3	8.200	8.166	14.266		
13	393	IORDACHE Larisa Andreea	ROU	5.900	8.0	8.2	8.8	8.3	8.5	8.333	8.3	8.3	8.300	8.333	14.233		
14	355	WHELAN Hannah	GBR	5.800	8.7	8.4	8.4	8.2	8.3	8.366	8.1	8.3	8.200	8.366	14.166		
15	374	FERRARI Vanessa	ITA	5.800	8.2	8.1	8.4	7.8	8.4	8.233	8.3	8.4	8.350	8.233	14.033		
16	303	LITTLE Emily	AUS	5.400	8.3	8.7	8.4	8.9	8.5	8.533	8.5	8.3	8.400	8.533	13.933		
17	394	IZBASA Sandra Raluca	ROU	5.800	8.5	8.2	8.2	7.9	7.9	8.100	7.9	8.0	7.950	8.100	13.900		
17	453	LOPEZ Jessica	VEN	5.300	8.7	8.6	8.7	8.2	8.5	8.600	8.7	8.5	8.600	8.600	13.900		
19	323	PEGG Dominique	CAN	5.600	8.2	8.0	8.3	8.2	8.2	8.200	8.1	8.2	8.150	8.200	13.800		
20	425	GOMEZ PORRAS Ana Sofia	GUA	5.800	7.5	8.5	8.3	7.3	8.0	7.933	7.9	8.0	7.950	7.933	13.733		
21	433	STEINGRUBER Giulia	SUI	5.700	7.7	7.9	7.5	8.4	8.1	7.900	8.2	7.7	7.950	7.900	13.600		
22	302	BRENNAN Ashleigh	AUS	5.400	8.4	8.1	8.2	8.1	8.0	8.133	8.3	8.5	8.400	8.133	13.533		
23	373	FERLITO Carlotta	ITA	5.100	8.3	8.4	8.1	8.3	8.4	8.333	8.4	8.3	8.350	8.333	13.433		
24	344	MALAUSSENA Aurelie	FRA	5.800	7.3	7.0	6.8	7.0	7.0	7.000	7.0	7.5	7.250	7.000	12.800		



North Greenwich Arena
North Greenwich Arena

THU 2 AUG 2012

Gymnastics Artistic
Gymnastique artistique

Women's Individual All-Around
Concours multiple individuel - femmes

Final - Uneven Bars
Barres asymétriques - Finale



Individual Judges Scores

Scores individuels des juges



Rank	Bib	Name	NOC Code	D Score	Execution Jury (E)										Penalty		Total
					E1	E2	E3	E4	E5	E Jury Score	ER1 Score	ER2 Score	ER Score	E Score	L / T / O		

LEGEND

* Reference score applied
L Line

E Execution
Spec Ded Specific apparatus deduction

Ex Execution Judges (x=1-5)
T Time

ER Execution Reference

ERx Execution Reference Judges (x=1-2)

Uneven Bars



C75C-ref 1.0

Report Created THU 2 AUG 2012 18:20

Page 2/2





Individual Judges Scores

Scores individuels des juges



Rank	Bib	Name	NOC Code	Time	D Score	Execution Jury (E)										Penalty		Total
						E1	E2	E3	E4	E5	E Jury Score	ER1 Score	ER2 Score	ER Score	E Score	L / T / O		
1	411	DOUGLAS Gabrielle	USA	1:24	6.500	9.0	9.1	9.1	8.9	8.8	9.000	9.0	8.6	8.800	9.000	15.500		
2	403	KOMOVA Victoria	RUS	1:17	6.400	9.4	8.7	8.9	8.9	9.0	8.933	9.2	9.1	9.150	* 9.041	* 15.441		
3	331	DENG Linlin	CHN	1:24	6.400	9.0	8.8	9.0	8.8	8.9	8.900	8.9	8.6	8.750	8.900	15.300		
4	393	IORDACHE Larisa Andreea	ROU	1:19	6.500	8.7	8.3	8.5	8.3	8.6	8.466	8.6	8.5	8.550	8.466	14.966		
5	373	FERLITO Carlotta	ITA	1:21	6.100	8.6	8.5	8.6	8.8	8.9	8.666	8.7	8.4	8.550	8.666	14.766		
6	374	FERRARI Vanessa	ITA	1:13	6.100	8.5	8.4	8.1	8.3	8.7	8.400	8.4	8.1	8.250	8.400	14.500		
7	302	BRENNAN Ashleigh	AUS	1:23	5.900	8.5	8.5	8.5	8.2	8.5	8.500	8.5	8.6	8.550	8.500	14.400		
7	394	IZBASA Sandra Raluca	ROU	1:08	5.700	8.6	8.5	8.8	8.7	8.9	8.700	8.7	8.2	8.450	8.700	14.400		
9	384	TERAMOTO Asuka	JPN	1:16	5.700	8.7	8.8	8.3	8.4	8.7	8.600	8.5	8.6	8.550	8.600	14.300		
10	413	RAISMAN Alexandra	USA	1:25	6.200	8.1	7.5	8.0	8.2	7.9	8.000	8.1	7.8	7.950	8.000	14.200		
11	433	STEINGRUBER Giulia	SUI	1:15	5.800	8.4	8.2	8.5	8.3	8.4	8.366	8.3	8.2	8.250	8.366	14.166		
12	333	HUANG Qiushuang	CHN	1:21	5.900	8.4	8.1	8.2	8.1	8.7	8.233	8.5	8.4	8.450	8.233	14.133		
12	441	van GERNER Celine	NED	1:19	5.900	8.5	8.2	8.3	8.2	8.0	8.233	8.3	8.3	8.300	8.233	14.133		
14	365	SEITZ Elisabeth	GER	1:14	5.600	8.2	8.1	8.5	8.0	8.3	8.200	8.0	7.9	7.950	8.200	13.800		
15	355	WHELAN Hannah	GBR	1:10	5.700	8.1	8.1	7.8	7.7	8.2	8.000	8.2	7.8	8.000	8.000	13.700		
15	383	TANAKA Rie	JPN	1:25	5.500	8.2	8.3	8.1	8.3	8.0	8.200	8.2	8.3	8.250	8.200	13.700		
17	303	LITTLE Emily	AUS	1:09	5.500	8.1	8.3	8.2	8.2	8.0	8.166	8.0	7.9	7.950	8.166	13.666		
18	404	MUSTAFINA Aliya	RUS	1:21	6.100	7.5	7.6	7.5	7.4	7.6	7.533	7.8	7.7	7.750	7.533	13.633		
19	323	PEGG Dominique	CAN	1:14	5.100	7.8	8.0	8.2	8.3	8.0	8.066	8.1	7.8	7.950	8.066	13.166		
20	353	TUNNEY Rebecca	GBR	1:21	5.100	8.3	7.4	7.8	8.1	8.2	8.033	7.9	8.2	8.050	8.033	13.133		
20	425	GOMEZ PORRAS Ana Sofia	GUA	1:15	5.800	7.4	7.3	7.5	7.3	7.0	7.333	7.3	6.9	7.100	7.333	13.133		
22	453	LOPEZ Jessica	VEN	1:15	5.500	7.3	7.4	7.8	7.4	7.7	7.500	7.5	7.1	7.300	7.500	13.000		
23	431	PIHAN-KULESZA Marta	POL	1:26	5.600	7.3	7.1	7.5	7.4	7.3	7.333	7.5	6.8	7.150	7.333	12.933		
24	344	MALAUSSENA Aurelie	FRA	1:07	5.800	6.3	6.2	6.4	6.3	6.1	6.266	6.2	5.4	5.800	6.266	12.066		



North Greenwich Arena
North Greenwich Arena

THU 2 AUG 2012

Gymnastics Artistic
Gymnastique artistique

Women's Individual All-Around
Concours multiple individuel - femmes

Final - Beam
Poutre - Finale



Individual Judges Scores

Scores individuels des juges



Rank	Bib	Name	NOC Code	Time	D Score	Execution Jury (E)										Penalty		Total
						E1	E2	E3	E4	E5	E Jury Score	ER1 Score	ER2 Score	ER Score	E Score	L / T / O		

LEGEND

* Reference score applied

L Line

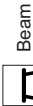
D Difficulty
O Other

E Execution
Spec Ded Specific apparatus deduction

Ex Execution Judges (x=1-5)
T Time

ER Execution Reference

ERx Execution Reference Judges (x=1-2)



Beam

C75C-ref 1.0

Report Created THU 2 AUG 2012 18:20

Page 2/2





North Greenwich Arena
North Greenwich Arena

THU 2 AUG 2012

Gymnastics Artistic

Gymnastique artistique

Women's Individual All-Around

Concours multiple individuel - femmes

Final

Finale



Tie - Break Report

Rapport de tie-break

Rank	Bib Name	NOC Code	Total	Sum of best scores			
				4	3	2	1
3	404 MUSTAFINA Aliya	RUS	59.566	Sum of best scores	45.933		
				Sum of Execution scores			
				Sum of Difficulty scores			
4	413 RAISMAN Alexandra	USA	59.566	Sum of best scores	45.366		
				Sum of Execution scores			
				Sum of Difficulty scores			

NOTES

Tie-break rules

Ties will be broken by the following criteria:

1. The highest sum of the final apparatus scores (i.e. add the total of the 3, 2, 1 of the highest final apparatus scores)
2. The highest total Execution score by adding all apparatus
3. The highest total Difficulty score by adding all apparatus
4. If the gymnasts remain tied they will share the same classification

The underline mark indicates where the tie was broken



North Greenwich Arena
North Greenwich Arena

Gymnastics Artistic

Gymnastique artistique

Women's Apparatus

Agrès - femmes

Final

Finale



Results Summary

Synthèse des résultats



Rank	Bib	Name	NOC Code	Total
1	394	IZBASA Sandra Raluca	ROU	15.191
2	412	MARONEY Mc Kayla	USA	15.083
3	405	PASEKA Maria	RUS	15.050
4	361	BERGER Janine	GER	15.016
5	363	CHUSOVITINA Oksana	GER	14.783
6	422	PENA ABREU Yamilet	DOM	14.516
7	324	ROGERS Brittany	CAN	14.483
8	321	BLACK Elisabeth	CAN	0.000



Rank	Bib	Name	NOC Code	Total
1	331	DENG Linlin	CHN	15.600
2	334	SUI Lu	CHN	15.500
3	413	RAISMAN Alexandra	USA	15.066
4	395	PONOR Catalina	ROU	15.066
5	401	AFANASEVA Kseniia	RUS	14.583
6	393	IODACHE Larisa Andreea	ROU	14.200
7	411	DOUGLAS Gabrielle	USA	13.633
8	403	KOMOVA Victoria	RUS	13.166



Rank	Bib	Name	NOC Code	Total
1	404	MUSTAFINA Aliya	RUS	16.133
2	332	HE Kexin	CHN	15.933
3	354	TWEDDLE Elizabeth	GBR	15.916
4	335	YAO Jinnan	CHN	15.766
5	403	KOMOVA Victoria	RUS	15.666
6	365	SEITZ Elisabeth	GER	15.266
7	385	TSURUMI Koko	JPN	14.966
8	411	DOUGLAS Gabrielle	USA	14.900



Rank	Bib	Name	NOC Code	Total
1	413	RAISMAN Alexandra	USA	15.600
2	395	PONOR Catalina	ROU	15.200
3	404	MUSTAFINA Aliya	RUS	14.900
4	374	FERRARI Vanessa	ITA	14.900
5	305	MITCHELL Lauren	AUS	14.833
6	401	AFANASEVA Kseniia	RUS	14.566
7	415	WIEBER Jordyn	USA	14.500
8	394	IZBASA Sandra Raluca	ROU	13.333

LEGEND



Vault



Uneven Bars



Beam



Floor



North Greenwich Arena
North Greenwich Arena

TUE 7 AUG 2012

Gymnastics Artistic
Gymnastique artistique
Women's Apparatus
Agrès - femmes

Final - Floor Exercise
Exercices au sol - Finale



Individual Judges Scores

Scores individuels des juges



Rank	Bib	Name	NOC Code	Time	D Score	Execution Jury (E)										Penalty		Total
						E1	E2	E3	E4	E5	E Jury Score	ER1 Score	ER2 Score	ER Score	E Score	L / T / O		
1	413	RAISMAN Alexandra	USA	1:28	6.500	9.0	9.2	9.3	9.0	9.1	9.100	9.0	9.0	9.000	9.100		15.6000	
2	395	PONOR Catalina	ROU	1:28	6.200	9.2	9.1	8.5	9.3	9.3	9.200	8.7	8.9	8.800	* 9.000		* 15.2000	
3	404	MUSTAFINA Aliya	RUS	1:29	5.900	9.0	9.0	9.3	9.0	8.9	9.000	9.2	8.7	8.950	9.000		14.9000	
4	374	FERRARI Vanessa	ITA	1:29	6.200	8.9	8.6	8.6	8.8	8.7	8.700	8.6	8.7	8.650	8.700		14.9000	
5	305	MITCHELL Lauren	AUS	1:30	6.400	8.3	8.3	8.7	8.4	8.6	8.433	8.2	8.2	8.200	8.433		14.8333	
6	401	AFANASEVA Kseniia	RUS	1:28	6.100	8.6	8.6	8.8	8.6	8.9	8.666	8.8	8.8	8.800	8.666	.2 / .0 / .0	14.5666	
7	415	WIEBER Jordyn	USA	1:28	6.100	8.1	8.3	8.8	8.7	8.5	8.500	8.5	8.6	8.550	8.500	.1 / .0 / .0	14.5000	
8	394	IZBASA Sandra Raluca	ROU	1:29	5.600	8.0	7.7	8.2	7.9	8.2	8.033	7.5	8.0	7.750	8.033	.3 / .0 / .0	13.3333	

LEGEND

* Reference score applied

L Line

D Difficulty
O Other

E Execution
Spec Ded Specific apparatus deduction

Ex Execution Judges (x=1-5)
T Time

ER Execution Reference

ERx Execution Reference Judges (x=1-2)



Floor





North Greenwich Arena
North Greenwich Arena

MON 6 AUG 2012

Gymnastics Artistic
Gymnastique artistique
Women's Apparatus
Agrès - femmes
Final - Uneven Bars
Barres asymétriques - Finale



Individual Judges Scores

Scores individuels des juges



Rank	Bib	Name	NOC Code	D Score	Execution Jury (E)										Penalty		Total
					E1	E2	E3	E4	E5	E Jury Score	ER1 Score	ER2 Score	ER Score	E Score	L / T / O		
1	404	MUSTAFINA Aliya	RUS	7.000	9.2	9.1	9.1	9.3	9.1	9.133	9.2	9.1	9.150	9.133		16.133	
2	332	HE Kexin	CHN	7.100	8.8	9.0	8.9	8.8	8.7	8.833	8.7	8.8	8.750	8.833		15.933	
3	354	TWEDDLE Elizabeth	GBR	7.000	9.1	8.8	9.1	9.0	9.0	9.033	8.9	8.7	8.800	* 8.916		* 15.916	
4	335	YAO Jinnan	CHN	6.800	9.1	8.8	9.0	8.9	9.0	8.966	9.1	8.5	8.800	8.966		15.766	
5	403	KOMOVA Victoria	RUS	7.000	8.6	8.4	9.0	8.5	8.9	8.666	8.8	8.6	8.700	8.666		15.666	
6	365	SEITZ Elisabeth	GER	6.700	8.5	8.7	8.5	8.6	8.6	8.566	8.6	8.5	8.550	8.566		15.266	
7	385	TSURUMI Koko	JPN	6.400	8.2	8.7	8.6	8.6	8.5	8.566	8.7	8.4	8.550	8.566		14.966	
8	411	DOUGLAS Gabrielle	USA	6.300	8.9	8.6	8.4	8.8	8.4	8.600	8.5	8.8	8.650	8.600		14.900	

LEGEND

* Reference score applied

L Line

D Difficulty

O Other

E Execution

Spec Ded

Specific apparatus deduction

Ex Execution Judges (x=1-5)

T Time

ER Execution Reference

ERx Execution Reference Judges (x=1-2)

Uneven Bars



C75C-ref 1.0

Report Created MON 6 AUG 2012 15:20

Page 1/1





North Greenwich Arena
North Greenwich Arena

TUE 7 AUG 2012

Gymnastics Artistic
Gymnastique artistique
Women's Apparatus
Agrès - femmes
Final - Beam
Poutre - Finale



Individual Judges Scores

Scores individuels des juges



Rank	Bib	Name	NOC Code	Time	D Score	Execution Jury (E)										Penalty		Total
						E1	E2	E3	E4	E5	E Jury Score	ER1 Score	ER2 Score	ER Score	E Score	L / T / O		
1	331	DENG Linlin	CHN	1:27	6.600	8.8	9.0	9.0	9.0	9.0	9.000	9.1	9.1	9.100	9.000		15.6000	
2	334	SUI Lu	CHN	1:24	6.500	9.0	9.0	8.9	9.0	9.1	9.000	9.0	9.2	9.100	9.000		15.5000	
3	413	RAISMAN Alexandra	USA	1:26	6.300	8.7	8.9	8.8	8.4	8.8	8.766	8.8	8.6	8.700	8.766		15.0666	
4	395	PONOR Catalina	ROU	1:18	6.600	8.7	8.7	8.3	8.3	8.4	8.466	8.3	8.5	8.400	8.466		15.0666	
5	401	AFANASEVA Kseniia	RUS	1:16	5.800	8.7	8.5	8.8	8.7	8.6	8.666	8.9	8.9	8.900	* 8.783		* 14.5833	
6	393	IORDACHE Larisa Andreea	ROU	1:20	6.400	7.5	8.0	7.8	7.9	7.7	7.800	8.0	8.0	8.000	7.800		14.2000	
7	411	DOUGLAS Gabrielle	USA	1:29	6.000	7.8	7.7	7.5	7.7	7.5	7.633	7.5	7.6	7.550	7.633		13.6333	
8	403	KOMOVA Victoria	RUS	1:20	6.200	7.1	7.0	6.7	7.0	6.9	6.966	7.0	7.0	7.000	6.966		13.1666	

LEGEND

* Reference score applied

L Line

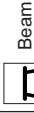
D Difficulty
O Other

E Execution
Spec Ded Specific apparatus deduction

Ex Execution Judges (x=1-5)
T Time

ER Execution Reference

ERx Execution Reference Judges (x=1-2)



Beam

C75C-ref 1.0

Report Created TUE 7 AUG 2012 15:32

Page 1/1





North Greenwich Arena
North Greenwich Arena

SUN 5 AUG 2012

Gymnastics Artistic
Gymnastique artistique
Women's Apparatus
Agrès - femmes
Final - Vault
Saut de cheval - Finale



Individual Judges Scores

Scores individuels des juges



Rank	Bib	Name	NOC Code	V	D Score	Execution Jury (E)										Penalty		Vault 1 Vault 2	Spec Ded	Total
						E1	E2	E3	E4	E5	E Jury Score	ER1 Score	ER2 Score	ER Score	E Score	L / T / O				
1	394	IZBASA Sandra Raluca	ROU	1	6.100	9.4	9.3	9.4	9.3	9.5	9.366	9.3	9.1	9.200	* 9.283		* 15.383	* 15.191		
				2	5.800	9.1	9.2	9.2	9.2	9.2	9.200	9.2	9.3	9.250	9.200	15.000				
2	412	MARONEY Mc Kayla	USA	1	6.500	9.6	9.7	9.8	9.7	9.4	9.666	9.7	9.6	9.650	9.666	.3 / .0 / .0	15.866	15.083		
				2	6.100	8.4	8.1	8.2	8.0	8.3	8.200	8.5	8.2	8.350	8.200	14.300				
3	405	PASEKA Maria	RUS	1	6.500	8.8	9.0	9.0	8.9	8.7	8.900	9.1	8.8	8.950	8.900	15.400	15.050			
				2	5.600	9.1	9.2	9.1	9.0	9.1	9.100	9.1	9.1	9.100	9.100	14.700				
4	361	BERGER Janine	GER	1	6.300	8.9	9.0	8.8	8.8	8.5	8.833	8.9	8.8	8.850	8.833	15.133	15.016			
				2	6.000	9.1	8.9	8.9	8.8	8.9	8.900	8.9	8.9	8.900	8.900	14.900				
5	363	CHUSOVITINA Oksana	GER	1	6.300	8.9	8.5	8.7	8.9	8.8	8.800	8.7	8.5	8.600	8.800	15.100	14.783			
				2	5.500	8.9	8.9	9.0	9.1	9.0	8.966	9.0	8.8	8.900	8.966	14.466				
6	422	PENA ABREU Yamilet	DOM	1	7.100	7.2	8.0	7.7	7.8	7.0	7.566	7.8	7.6	7.700	7.566	.1 / .0 / .0	14.566	14.516		
				2	5.800	8.7	8.8	8.6	8.7	8.6	8.666	8.6	8.6	8.600	8.666	14.466				
7	324	ROGERS Brittany	CAN	1	5.800	8.8	9.0	9.0	9.0	8.9	8.966	8.9	8.7	8.800	8.966	14.766	14.483			
				2	5.600	8.6	8.6	8.8	8.6	8.6	8.600	8.8	8.5	8.650	8.600	14.200				
8	321	BLACK Elisabeth	CAN	1	0.000	0.0	0.0	0.0	0.0	0.0	0.000	0.0	0.0	0.000	0.000	0.000	0.000	0.000		
				2	0.000	0.0	0.0	0.0	0.0	0.0	0.000	0.0	0.0	0.000	0.000	0.000				

LEGEND

* Reference score applied
L Line
E Execution
Spec Ded
D Difficulty
O Other
Ex Execution Judges (x=1-5)
T Time
ER Execution Reference
V Vault number
ERx Execution Reference Judges (x=1-2)



Vault

C75C-ref 1.0

Report Created SUN 5 AUG 2012 15:29

Page 1/1





North Greenwich Arena
North Greenwich Arena

TUE 7 AUG 2012

Gymnastics Artistic

Gymnastique artistique

Women's Floor Exercise

Exercices au sol - femmes

Final

Finale



Tie - Break Report

Rapport de tie-break



Rank	Bib	Name	NOC Code	Total	Execution Score	Difficulty Score
3	404	MUSTAFINA Aliya	RUS	14.900	9.000	
4	374	FERRARI Vanessa	ITA	14.900	8.700	

NOTES

Tie-break rules

Ties will be broken by the following criteria:

1. The highest Execution score
2. The highest Difficulty score
3. If the gymnasts remain tied they will share the same classification

The underline mark indicates where the tie was broken

LEGEND



Floor



North Greenwich Arena
North Greenwich Arena

TUE 7 AUG 2012

Gymnastics Artistic
Gymnastique artistique

Women's Beam
Poutre - femmes

Final
Finale



Tie - Break Report

Rapport de tie-break



Rank	Bib	Name	NOC Code	Total	Execution Score	Difficulty Score
3	413	RAISMAN Alexandra	USA	15.066	8.766	
4	395	PONOR Catalina	ROU	15.066	8.466	

NOTES

Tie-break rules

Ties will be broken by the following criteria:

1. The highest Execution score
2. The highest Difficulty score
3. If the gymnasts remain tied they will share the same classification

The underline mark indicates where the tie was broken

LEGEND



Beam



North Greenwich Arena
North Greenwich Arena

SUN 5 AUG 2012

Gymnastics Artistic

Gymnastique artistique

Apparatus

Agrès

Final

Finale



Judges Assignments

Affectation des juges

DAY 1 OF 3

MEN

Superior Jury

STOICA Adrian	FIG	President
KARACSONY Istvan	FIG	Floor Supervisor
BUTCHER Steven	FIG	Pommel Horse Supervisor
IAROV Edouard	FIG	Rings Supervisor
KATO Sawao	FIG	Vault Supervisor
MARCOS FELIPE Julio	FIG	Parallel Bars Supervisor
HUANG Liping	FIG	Horizontal Bar Supervisor



WOMEN

Superior Jury

KIM Nellie	FIG	President
DOWDELL Kym	FIG	Vault Supervisor
ANDRIANOVA Liubov	FIG	Uneven Bars Supervisor
SACCHI Donatella	FIG	Beam Supervisor
HARINISHI Yoshie	FIG	Floor Supervisor
YAN Ninan	FIG	Member
VALENZO AOKI Naomi	FIG	Member



Function	Name	NOC Code
D1	BERCZI Istvan Ferenc	HUN
D2	REIMERING Vincent	NED
E1	YUEN Ka Keung	HKG
E2	CORREDOR SEGURA Jaime	COL
E3	MICKEVICS Arturs	LAT
E4	PELC Zbigniew	POL
E5	COLON Javier	PUR
ER1	HODZIC LEDERER Enes	SLO
ER2	SANDOVAL Jorge	VEN
Time Judge	MOORE Simon	GBR
Line Judge 1	BREWER Ross	GBR
Line Judge 2	NIVEN REED Julian	GBR



Function	Name	NOC Code
D1	DE JONG Aukje	NED
D2	HAMILTON Cheryl Ann	USA
E1	KATINIENE Irina	LTU
E2	SAKURAI Rieko	JPN
E3	CORTIGIANI Dora	ITA
E4	MAO Peiwen	CHN
E5	MULAZIMOGLU BALLI Ozgur	TUR
ER1	DOBREVA Tzvetana	BUL
ER2	GRATT Johanna	AUT
Line Judge	MORGAN Debbie	GBR

Function	Name	NOC Code
D1	CARRILES Pablo	ESP
D2	TAKEUCHI Teruaki	JPN
E1	BUI Dinh	VIE
E2	VUKOJA Mario	CRO
E3	COUSSEMENT Alain	BEL
E4	LI Jing	CHN
E5	CABALLERO Robson	BRA
ER1	LIEFELDT Robert	RSA
ER2	HADJI Mohammed	ALG

Reserves

Control Number	Name	NOC Code
R1	TRAVERSO Fulvio	ITA
R2	AMIRBEKOV Timur	KAZ

Reserves

Control Number	Name	NOC Code
R1	KOSHEL Antonina	BLR

LEGEND

Dx Difficulty Judges (x=1-2)

Ex Execution Judges (x=1-5)

ERx Execution Reference Judges (x=1-2)

Rx Reserve Judges



Floor



Pommel Horse



Vault



North Greenwich Arena
North Greenwich Arena

MON 6 AUG 2012

Gymnastics Artistic

Gymnastique artistique

Apparatus

Agrès

Final

Finale



Judges Assignments

Affectation des juges

DAY 2 OF 3

MEN

Superior Jury

STOICA Adrian	FIG	President
KARACSONY Istvan	FIG	Floor Supervisor
BUTCHER Steven	FIG	Pommel Horse Supervisor
IAROV Edouard	FIG	Rings Supervisor
KATO Sawao	FIG	Vault Supervisor
MARCOS FELIPE Julio	FIG	Parallel Bars Supervisor
HUANG Liping	FIG	Horizontal Bar Supervisor



WOMEN

Superior Jury

KIM Nellie	FIG	President
DOWDELL Kym	FIG	Vault Supervisor
ANDRIANOVA Liubov	FIG	Uneven Bars Supervisor
SACCHI Donatella	FIG	Beam Supervisor
HARINISHI Yoshie	FIG	Floor Supervisor
YAN Ninan	FIG	Member
VALENZO AOKI Naomi	FIG	Member



Function	Name	NOC Code
D1	TOTH Josef	AUT
D2	SZYJKO Paul	AUS
E1	BARAKA Tamer	EGY
E2	HEIDERICH Raymond	CAN
E3	ROCHA Joao Paulo	POR
E4	LAGOS Rodrigo	CHI
E5	DUS Pavel	CZE
ER1	STYLIANOU Sotiris	CYP
ER2	KALAJA Teppo	FIN



Function	Name	NOC Code
D1	LEEWORTHY Robin	GBR
D2	MURTONEN Satu	FIN
E1	GRIGORAS Anca	ROU
E2	WRIGHT Jillian	AUS
E3	OMELIANCHYK-ZIURKALOVA Oksana	UKR
E4	LOPEZ RECCI Leysha	PUR
E5	VAN DOOREN Marleen	BEL
ER1	GOMEZ Andrea	MEX
ER2	KOVAC Marjeta	SLO
Time Judge	TREDGOLD Sue	GBR

Function	Name	NOC Code
D1	SALANITRO Enrique Luis	ARG
D2	MACCHIA Alain	FRA
E1	SEROBYAN Hakob	ARM
E2	PROVIAS Nikolaos	GRE
E3	DEJANOVIC Dejan	SRB
E4	TRAVERSO Fulvio	ITA
E5	KURTEV Zdravko	BUL
ER1	HUMMEL Jens	SWE
ER2	CHEN Ming-Yao	TPE
Line Judge	LEIGH Colin	GBR

Reserves

Control Number	Name	NOC Code
R1	BRICKNER Rafi	ISR

Reserves

Control Number	Name	NOC Code
R1	KOSHEL Antonina	BLR

LEGEND

Dx Difficulty Judges (x=1-2)

Ex Execution Judges (x=1-5)

ERx Execution Reference Judges (x=1-2)

Rx Reserve Judges



Rings



Vault



Uneven Bars

Judge D1 for Rings FEDARAU Andrey (BLR) is replaced by TOTH Josef (AUT).



North Greenwich Arena
North Greenwich Arena

TUE 7 AUG 2012

Gymnastics Artistic

Gymnastique artistique

Apparatus

Agrès

Final

Finale



Judges Assignments

Affectation des juges

DAY 3 OF 3

MEN

Superior Jury

STOICA Adrian	FIG	President
KARACSONY Istvan	FIG	Floor Supervisor
BUTCHER Steven	FIG	Pommel Horse Supervisor
IAROV Edouard	FIG	Rings Supervisor
KATO Sawao	FIG	Vault Supervisor
MARCOS FELIPE Julio	FIG	Parallel Bars Supervisor
HUANG Liping	FIG	Horizontal Bar Supervisor



WOMEN

Superior Jury

KIM Nellie	FIG	President
DOWDELL Kym	FIG	Vault Supervisor
ANDRIANOVA Liubov	FIG	Uneven Bars Supervisor
SACCHI Donatella	FIG	Beam Supervisor
HARINISHI Yoshie	FIG	Floor Supervisor
YAN Ninan	FIG	Member
VALENZO AOKI Naomi	FIG	Member



Function	Name	NOC Code
D1	APOLZAN Mircea Dumitru	ROU
D2	ZUNICH Andreja	USA
E1	TOTH Josef	AUT
E2	LEE Hosik	KOR
E3	DONOGHUE Denis	IRL
E4	AMIRBEKOV Timur	KAZ
E5	BRICKNER Rafael	ISR
ER1	THINGVOLD Tom	NOR
ER2	TOMASSON Bjorn	ISL
Time Judge	WOOLLS Lee	GBR



Function	Name	NOC Code
D1	ALBRECHT Holger	GER
D2	TOMBS Andrew	GBR
E1	ALIYEV Rza	AZE
E2	SURPIKAS Viktoras	LTU
E3	VARGA Gabriel	SVK
E4	STRUPLER Andreas	SUI
E5	SALAZAR ORTIZ Gustavo	MEX
ER1	BERNARD Joseph	LUX
ER2	BERNABE Douglas	ESA

Function	Name	NOC Code
D1	GIRAL Patricia	FRA
D2	LISKAROVA Hana	CZE
E1	LAZO ZELAYA Isabel	CHI
E2	RATYNSKA-BURY Maria	POL
E3	YAMAMOTO SAWASATO Yumi	BRA
E4	DONTI Olyvia	GRE
E5	KLAESBERG Sabrina	GER
ER1	BARKOVA Galina	KAZ
ER2	KALMAR Zsuzsanna	HUN
Time Judge 1	SMITH Pauline	GBR
Time Judge 2	TOVEY Glynis	GBR



Function	Name	NOC Code
D1	SHAI Orna	ISR
D2	CALABRO Monica	ARG
E1	SAN MARTIN Maria Jose	ESP
E2	RODRIGUES Liliana	POR
E3	LEE Jung Hyun	KOR
E4	LALIBERTE Helene	CAN
E5	VASQUEZ GALVIS Ruby	COL
ER1	ZETTERMAN Marianne	SWE
ER2	FRAUENKNECHT Christina	SUI
Time Judge	MORGAN Jean	GBR
Line Judge 1	MAKINSON Sadie	GBR
Line Judge 2	MALONE Carol	GBR

Reserves

Control Number	Name	NOC Code
R1	CORREDOR SEGURA Jaime	COL
R2	MICKEVICS Arturs	LAT

Reserves

Control Number	Name	NOC Code
R1	KOSHEL Antonina	BLR

LEGEND

Dx Difficulty Judges (x=1-2)

Ex Execution Judges (x=1-5)

ERx Execution Reference Judges (x=1-2)

Rx Reserve Judges



Floor



Beam



Parallel Bars



Horizontal Bar