

London Organising Committee of the
Olympic Games and Paralympic Games Limited



Official results book

Gymnastics

Artistic

28 July — 7 August





REVISED
26 JUL 20:49

Entry List by NOC
Liste des inscrits par CNO
As of THU 26 JUL 2012

NOC	Name	Bib	Date of Birth
ARG	- Argentina		
	MOLINARI Federico	239	11 JAN 1984
ARM	- Armenia		
	DAVTYAN Artur	238	8 AUG 1992
AUS	- Australia		
	JEFFERIS Joshua	227	29 AUG 1985
AUT	- Austria		
	LEIMLEHNER Fabian	252	17 SEP 1987
AZE	- Azerbaijan		
	SHIKHALIYEV Shakir	240	19 NOV 1990
BAN	- Bangladesh		
	CAESAR Quazi Syque	253	22 AUG 1990
BEL	- Belgium		
	VERBAEYS Jimmy	254	26 AUG 1993
BLR	- Belarus		
	KASPIAROVICH Dzmitry	228	15 OCT 1977
BRA	- Brazil		
	HYPOLITO Diego	249	19 JUN 1986
	NABARRETE ZANETTI Arthur	250	16 APR 1990
	SASAKI JUNIOR Sergio	251	31 MAR 1992
BUL	- Bulgaria		
	IOVTCHEV Iordan	229	24 FEB 1973
CAN	- Canada		
	GAFUIK Nathan	255	12 JUN 1985
CHI	- Chile		
	GONZALEZ SEPULVEDA Enrique Tomas	248	22 NOV 1985
CHN	- People's Republic of China		
	CHEN Yibing	101	19 DEC 1984
	FENG Zhe	102	19 NOV 1987
	GUO Weiyang	103	1 FEB 1988
	ZHANG Chenglong	104	12 MAY 1989
	ZOU Kai	105	25 FEB 1988
COL	- Colombia		
	GIRALDO LOPEZ Jorge Hugo	256	5 SEP 1979
CRO	- Croatia		
	UDE Filip	241	3 JUN 1986
CZE	- Czech Republic		
	KONECNY Martin	242	6 AUG 1984
EGY	- Egypt		
	ELSAHARTY Mohamed Sherif	237	26 JUL 1990



REVISED
26 JUL 20:49

Entry List by NOC
Liste des inscrits par CNO
As of THU 26 JUL 2012

NOC	Name	Bib	Date of Birth
ESP	- Spain		
	BOTELLA PEREZ Isaac	111	12 JUN 1984
	GOMEZ FUERTES Javier	112	5 DEC 1986
	GONZALEZ Fabian	113	8 MAY 1992
	LOPEZ Ruben	114	28 NOV 1990
	MUNOZ Sergio	115	30 AUG 1989
FRA	- France		
	BENY Pierre Yves	121	12 FEB 1983
	CUCHERAT Yann	122	2 OCT 1979
	da SILVA Gael	123	30 DEC 1984
	SABOT Hamilton	124	31 MAY 1987
	TOMMASONE Cyril	125	4 JUL 1987
GBR	- Great Britain		
	OLDHAM Sam	131	17 FEB 1993
	PURVIS Daniel	132	13 NOV 1990
	SMITH Louis	133	22 APR 1989
	THOMAS Kristian	134	14 FEB 1989
	WHITLOCK Max	135	13 JAN 1993
GER	- Germany		
	BOY Philipp	141	23 JUL 1987
	HAMBUCHEN Fabian	142	25 OCT 1987
	KRIMMER Sebastian	143	21 JUN 1990
	NGUYEN Marcel	144	8 SEP 1987
	TOBA Andreas	145	7 OCT 1990
GRE	- Greece		
	MARAS Vlasios	225	31 MAR 1983
	TSOLAKIDIS Vasileios	226	9 SEP 1979
HKG	- Hong Kong, China		
	SHEK Wai Hung	247	10 OCT 1991
HUN	- Hungary		
	BERKI Krisztian	223	18 MAR 1985
	HIDVEGI Vid	224	23 AUG 1986
IRL	- Ireland		
	BEHAN Kieran	236	19 APR 1989
ISR	- Israel		
	ARONOVICH Felix	221	18 JUL 1988
	SHATILOV Alexander	222	22 MAR 1987
ITA	- Italy		
	ANGIOLETTI Matteo	151	8 NOV 1980
	BUSNARI Alberto	152	4 OCT 1978
	MORANDI Matteo	153	8 OCT 1981
	OTTAVI Paolo	154	7 JAN 1986
	POZZO Enrico	155	12 FEB 1981



REVISED
26 JUL 20:49

Entry List by NOC
Liste des inscrits par CNO
As of THU 26 JUL 2012

NOC	Name	Bib	Date of Birth
JPN	- Japan		
	KATO Ryohei	161	9 SEP 1993
	TANAKA Kazuhito	162	16 MAY 1985
	TANAKA Yusuke	163	29 NOV 1989
	UCHIMURA Kohei	164	3 JAN 1989
	YAMAMURO Koji	165	17 JAN 1989
KAZ	- Kazakhstan		
	GORBACHEV Stepan	230	2 OCT 1983
KOR	- Republic of Korea		
	KIM Hee Hoon	171	22 NOV 1991
	KIM Jihoon	172	9 AUG 1984
	KIM Seungil	173	9 MAY 1985
	KIM Soo Myun	174	4 NOV 1986
	YANG Hak Seon	175	6 DEC 1992
LAT	- Latvia		
	TREILOVS Dmitrijs	235	13 MAY 1987
LTU	- Lithuania		
	GUSCINAS Rokas	246	6 JAN 1991
MEX	- Mexico		
	CORRAL BARRON Daniel	257	25 JAN 1990
NED	- Netherlands		
	ZONDERLAND Epke	243	16 APR 1986
POL	- Poland		
	KULESZA Roman	258	2 MAR 1983
POR	- Portugal		
	ALMEIDA CAMPOS Manuel	231	12 JUL 1981
PUR	- Puerto Rico		
	RAMOS Tommy	244	29 APR 1986
ROU	- Romania		
	BATAGA Cristian Ioan	181	10 APR 1988
	BERBECAR Marius Daniel	182	15 MAY 1985
	BUIDOSO Ovidiu	183	13 JUL 1987
	COTUNA Vlad Bogdan	184	4 NOV 1990
	KOCZI Flavius	185	26 AUG 1987
RUS	- Russian Federation		
	ABLYAZIN Denis	191	3 AUG 1992
	BALANDIN Aleksandr	192	20 JUN 1989
	BELYAVSKIY David	193	23 FEB 1992
	GARIBOV Emin	194	8 SEP 1990
	PAKHOMENKO Igor	195	10 JUN 1992
SUI	- Switzerland		
	CAPELLI Claudio	245	16 NOV 1986



Entry List by NOC
Liste des inscrits par CNO
As of THU 26 JUL 2012

REVISED
26 JUL 20:49

NOC	Name	Bib	Date of Birth
SVK	- Slovakia		
	PIASECKY Samuel	234	31 OCT 1984
TUN	- Tunisia		
	BOUALLEGUE Wajdi	232	9 FEB 1982
UKR	- Ukraine		
	KUKSENKOV Mykola	201	2 JUN 1989
	NAKONECHNYI Vitalii	202	2 AUG 1986
	RADIVILOV Igor	203	19 OCT 1992
	STEPKO Oleg	204	25 MAR 1994
	VERNIAIEV Oleg	205	29 SEP 1993
USA	- United States of America		
	DALTON Jacob	211	19 AUG 1991
	HORTON Jonathan	212	31 DEC 1985
	LEYVA Danell	213	30 OCT 1991
	MIKULAK Samuel	214	13 OCT 1992
	OROZCO John	215	30 DEC 1992
VIE	- Vietnam		
	PHAM Phuoc Hung	233	10 JUN 1988

NOTES

All corrections until the qualifications are available in INFO

**Due to errors in the submission of forms Argentina were previously listed as withdrawn.
The athletes from Argentina are confirmed to compete.**



Competition Officials

Men

Officiels de la compétition

As of 12 JULY 2012

Function	Name	
President / Technical Delegate	STOICA Adrian	FIG
1st Vice-President	HUANG Liping	FIG
2nd Vice-President	KATO Sawao	FIG
Members	BUTCHER Steven	FIG
	KARACSONY Istvan	FIG
	IAROV Edouard	FIG
	MARCOS FELIPE Julio	FIG
Athlete's Representative	TANSKANEN Jani	FIN – Finland
International Technical Officials / Judges	HADJI Mohammed	ALG – Algeria
	SALANITRO Enrique Luis	ARG – Argentina
	SEROBYAN Hakob	ARM – Armenia
	SZYJKO Paul	AUS – Australia
	TOTH Josef	AUT – Austria
	ALIYEV Rza	AZE – Azerbaijan
	COUSSEMENT Alain	BEL – Belgium
	FEDARAU Andrey	BLR – Belarus
	CABALLERO Robson	BRA – Brazil
	KURTEV Zdravko	BUL – Bulgaria
	HEIDERICH Raymond	CAN – Canada
	LAGOS Rodrigo	CHI – Chile
	LI Jing	CHN – People's Republic of China
	CORREDOR SEGURA Jaime	COL – Columbia
	VUKOJA Mario	CRO – Croatia
	STYLIANOU Sotiris	CYP – Cyprus
	DUS Pavel	CZE – Czech Republic
	TORO Enrique	ECU – Ecuador
	BARAKA Tamer	EGY – Egypt
	BERNABE Douglas	ESA – El Salvador
	CARRILES Pablo	ESP – Spain
	KALAJA Teppo	FIN – Finland
	MACCHIA Alain	FRA – France
	TOMBS Andrew	GBR – Great Britain
	ALBRECHT Holger	GER – Germany
	PROVIAS Nikolaos	GRE – Greece
	YUEN Ka Keung	HKG – Hong Kong
	BERCZI Istvan Ferenc	HUN – Hungary
	DONOGHUE Denis	IRL – Ireland
	TOMASSON Bjorn	ISL – Iceland
	BRICKNER Rafael	ISR – Israel
	TRAVERSO Fulvio	ITA – Italy
	TAKEUCHI Teruaki	JPN – Japan
	AMIRBEKOV Timur	KAZ – Kazakhstan
	LEE Hosik	KOR – Republic of Korea
	MICKEVICS Arturs	LAT – Latvia



Competition Officials

Men

Officiels de la compétition

As of 12 JULY 2012

Function	Name	
	SURPIKAS Viktoras	LTU – Lithuania
	BERNARD Joseph	LUX – Luxemburg
	SALAZAR ORTIZ Gustavo	MEX – Mexico
	REIMERING Vincent	NED – Netherlands
	THINGVOLD Tom	NOR – Norway
	PELC Zbigniew	POL – Poland
	ROCHA Joao Paulo	POR – Portugal
	COLON Javier	PUR – Puerto Rico
	APOLZAN Mircea Dumitru	ROU – Romania
	LIEFELDT Robert	RSA – Republic of South Africa
	ANDREEV Dmitry	RUS – Russian Federation
	HODZIC LEDERER Enes	SLO – Slovenia
	DEJANOVIC Dejan	SRB – Serbia
	STRUPLER Andreas	SUI – Switzerland
	VARGA Gabriel	SVK – Slovakia
	HUMMEL Jens	SWE – Sweden
	CHEN Ming-Yao	TPE – Chinese Taipei
	ZUNICH Andreja	USA – United States of America
	SANDOVAL Jorge	VEN – Venezuela
	BUI Dinh	VIE – Vietnam
National Technical Officials / Judges	BREWER Ross	GBR – Great Britain
	DAVIES Janet	GBR – Great Britain
	ELGY John	GBR – Great Britain
	GREENHILL Ian	GBR – Great Britain
	HANLEY Nikki	GBR – Great Britain
	LEIGH Colin	GBR – Great Britain
	MAY James	GBR – Great Britain
	McGILL Tommy	GBR – Great Britain
	MOORE Simon	GBR – Great Britain
	NIVEN REED Julian	GBR – Great Britain
	SIDDALL Dominic	GBR – Great Britain
	THACKWAY Susan	GBR – Great Britain
	WEBB Andrew	GBR – Great Britain
	WOOLLS Lee	GBR – Great Britain



North Greenwich Arena
North Greenwich Arena

Gymnastics Artistic
Gymnastique artistique
Men's Team
Compétition par équipes - hommes
Final
finale



Official Communication

Communiqué officiel

Item: 2

CHANGE OF SCORE - BIB 164 - ROT 6 - Pommel Horse

BIB 164 UCHIMURA Kohei (JPN) - Change of D score - Old final score 13.466 and new final score 14.166. These changes are reflected in the published final results.

Issued by: FIG
Time: 19:02
Date: 30 JUL 2012

This decision affects: Results
Schedule
Other

X



North Greenwich Arena
North Greenwich Arena

Gymnastics Artistic
Gymnastique artistique
Men's Vault
Saut de cheval - hommes
Final
finale



Official Communication

Communiqué officiel

Item: 3

CHANGE OF SCORE - BIB 185 - VAULT 2

BIB 185 KOCZI Flavius (ROU) - Change of D score - Vault 2 Old Final Score 15.966 - New Final score 15.166 These changes are reflected in the published final results

Issued by: FIG
Time: 16:01
Date: 6 AUG 2012

This decision affects: Results
Schedule
Other

X



North Greenwich Arena
North Greenwich Arena

SAT 28 JUL 2012

Gymnastics Artistic

Gymnastique artistique

Men

Hommes

Qualification

Qualification



Judges Assignments

Affectation des juges

Superior Jury

STOICA Adrian
KARACSONY Istvan
BUTCHER Steven
IAROV Edouard
KATO Sawao
MARCOS FELIPE Julio
HUANG Liping

FIG President
FIG Floor Supervisor
FIG Pommel Horse Supervisor
FIG Rings Supervisor
FIG Vault Supervisor
FIG Parallel Bars Supervisor
FIG Horizontal Bar Supervisor



Function	Name	NOC Code
D1	BERCZI Istvan Ferenc	HUN
D2	REIMERING Vincent	NED
E1	COUSSEMENT Alain	BEL
E2	PROVIAS Nikolaos	GRE
E3	TOTH Josef	AUT
E4	CORREDOR SEGURA Jaime	COL
E5	ALIYEV Rza	AZE
ER1	HUMMEL Jens	SWE
ER2	KALAJA Teppo	FIN
Time Judge	BREWER Ross	GBR
Line Judge 1	LEIGH Colin	GBR
Line Judge 2	HANLEY Nikki	GBR



Function	Name	NOC Code
D1	CARRILES Pablo	ESP
D2	TAKEUCHI Teruaki	JPN
E1	KURTEV Zdravko	BUL
E2	COLON Javier	PUR
E3	SALAZAR ORTIZ Gustavo	MEX
E4	BUI Dinh	VIE
E5	YUEN Ka Keung	HKG
ER1	SANDOVAL Jorge	VEN
ER2	THINGVOLD Tom	NOR



Function	Name	NOC Code
D1	FEDARAU Andrey	BLR
D2	SZYJKO Paul	AUS
E1	STRUPLER Andreas	SUI
E2	SURPIKAS Viktoras	LTU
E3	DONOGHUE Denis	IRL
E4	HEIDERICH Raymond	CAN
E5	VUKOJA Mario	CRO
ER1	HODZIC LEDERER Enes	SLO
ER2	HADJI Mohammed	ALG



Function	Name	NOC Code
D1	SALANITRO Enrique Luis	ARG
D2	MACCHIA Alain	FRA
E1	VARGA Gabriel	SVK
E2	PELC Zbigniew	POL
E3	LAGOS Rodrigo	CHI
E4	CABALLERO Robson	BRA
E5	AMIRBEKOV Timur	KAZ
ER1	CHEN Ming-Yao	TPE
ER2	STYLIANOU Sotiris	CYP
Line Judge	WOOLLS Lee	GBR



Function	Name	NOC Code
D1	APOLZAN Mircea Dumitru	ROU
D2	ZUNICH Andreja	USA
E1	BRICKNER Rafael	ISR
E2	ANDREEV Dmitry	RUS
E3	LEE Hosik	KOR
E4	TORO Enrique	ECU
E5	DEJANOVIC Dejan	SRB
ER1	BERNARD Joseph	LUX
ER2	TOMASSON Bjorn	ISL
Time Judge	MOORE Simon	GBR



Function	Name	NOC Code
D1	ALBRECHT Holger	GER
D2	TOMBS Andrew	GBR
E1	ROCHA Joao Paulo	POR
E2	DUS Pavel	CZE
E3	TRAVERSO Fulvio	ITA
E4	LI Jing	CHN
E5	MICKEVICS Arturs	LAT
ER1	LIEFELDT Robert	RSA
ER2	BERNABE Douglas	ESA

Reserves

Control Number	Name	NOC Code
R1	BARAKA Tamer	EGY
R2	SEROBYAN Hakob	ARM

LEGEND

Dx Difficulty Judges (x=1-2)

Ex Execution Judges (x=1-5)

ERx Execution Reference Judges (x=1-2)

Rx Reserve Judges



Floor



Pommel Horse



Rings



Vault



Parallel Bars



Horizontal Bar



North Greenwich Arena
North Greenwich Arena

SAT 28 JUL 2012







Gymnastics Artistic
Gymnastique artistique

Men
Hommes

Qualification
Qualification



Results Résultats

Rank	Bib	NOC Name					V1	V2	Avg			Total	A-A Rank
1 USA - United States of America													
	211	DALTON Jacob	15.633		15.100	15.900	14.766	15.333				46.633	
	212	HORTON Jonathan		12.700	15.166					13.133	15.566	56.565	
	213	LEYVA Danell	15.100	14.866	14.600	15.500				15.333	15.866	91.265	(1)
	214	MIKULAK Samuel	15.366	14.333		16.300	15.866	16.083		15.316	14.033	75.348	
	215	OROZCO John	15.166	14.766	15.066	15.800				14.533	15.266	90.597	(4)
Total			46.165 (1)	43.965 (3)	45.332 (3)	48.000 (4)				45.182 (5)	46.698 (1)	275.342	Q
2 RUS - Russian Federation													
	191	ABLYAZIN Denis	15.433		15.500	16.300	16.433	16.366	0.000	13.733		60.966	
	192	BALANDIN Aleksandr		13.733	15.666					14.766		44.165	
	193	BELYAVSKIY David	15.100	14.900	14.366	16.300				15.300	14.866	90.832	(2)
	194	GARIBOV Emin	14.533	14.233	14.633	15.233				15.600	15.566	89.798	(8)
	195	PAKHOMENKO Igor	14.066	14.333		15.566					14.000	57.965	
Total			45.066 (6)	43.466 (4)	45.799 (1)	48.166 (3)				45.666 (3)	44.432 (5)	272.595	Q
3 GBR - Great Britain													
	131	OLDHAM Sam	14.700		14.600	15.533				14.666	15.100	74.599	
	132	PURVIS Daniel	15.200	13.400	15.033	16.100				14.733	14.733	89.199	(10)
	133	SMITH Louis		15.800							13.033	28.833	
	134	THOMAS Kristian	15.366	14.133	14.566	16.200	15.766	15.983		14.625	15.366	90.256	(5)
	135	WHITLOCK Max	15.266	14.900	14.133	16.033				13.900		74.232	
Total			45.832 (2)	44.833 (1)	44.199 (8)	48.333 (2)				44.024 (8)	45.199 (4)	272.420	Q
4 GER - Germany													
	141	BOY Philipp	14.766	14.333	14.166	15.700				14.933	13.800	87.698	(17)
	142	HAMBUCHEN Fabian	15.133	14.100	14.766	15.833				15.300	15.633	90.765	(3)
	143	KRIMMER Sebastian		14.833						14.633	14.600	44.066	
	144	NGUYEN Marcel	15.433	13.900	15.100	14.875				15.525	15.000	89.833	(7)
	145	TOBA Andreas	13.133		14.900	15.000						43.033	
Total			45.332 (5)	43.266 (5)	44.766 (7)	46.533 (11)				45.758 (2)	45.233 (3)	270.888	Q
5 JPN - Japan													
	161	KATO Ryohei	15.433	14.333		15.900						45.666	
	162	TANAKA Kazuhito	13.666	12.200	15.100	15.750				15.725	14.400	86.841	(22)
	163	TANAKA Yusuke			15.033					15.866	14.200	45.099	
	164	UCHIMURA Kohei	15.766	12.466	14.966	16.033				15.533	15.000	89.764	(9)
	165	YAMAMURO Koji	14.433	14.400	14.900	15.333	13.200	14.266		14.200	14.366	87.632	(18)
Total			45.632 (3)	41.199 (9)	45.099 (6)	47.683 (7)				47.124 (1)	43.766 (8)	270.503	Q



North Greenwich Arena
North Greenwich Arena

SAT 28 JUL 2012







Gymnastics Artistic
Gymnastique artistique

Men
Hommes

Qualification
Qualification



Results Résultats

Rank	Bib	NOC Name								Total	A-A Rank
					V1	V2	Avg				
6 CHN - People's Republic of China											
101		CHEN Yibing		14.466	15.858			12.900		43.224	
102		FENG Zhe	14.433		14.866	16.100		15.633	15.000	76.032	
103		GUO Weiyang	12.266	13.266	14.400	15.300		13.966	14.933	84.131	(29)
104		ZHANG Chenglong	14.666	13.133		16.233		15.366	15.933	75.331	
105		ZOU Kai	15.833	12.533		15.200			15.533	59.099	
Total			44.932 (7)	40.865 (10)	45.124 (5)	47.633 (8)		44.965 (6)	46.466 (2)	269.985	Q
7 UKR - Ukraine											
201		KUKSENKOV Mykola	14.533	14.900	15.000	15.766		15.066	14.666	89.931	(6)
202		NAKONECHNYI Vitalii	14.066	14.933				14.133	14.800	57.932	
203		RADIVILOV Igor			15.300	16.266	15.333	15.799		31.566	
204		STEPKO Oleg	15.033	14.400	14.866	15.916		13.366	13.466	87.047	(20)
205		VERNIAIEV Oleg	15.033	14.366	14.600	16.333	14.766	15.549	14.566	88.964	(13)
Total			44.599 (9)	44.233 (2)	45.166 (4)	48.515 (1)		43.765 (9)	43.532 (9)	269.810	Q
8 FRA - France											
121		BENY Pierre Yves	14.433	13.566	14.266	14.933		14.700		71.898	
122		CUCHERAT Yann						14.900	14.366	29.266	
123		da SILVA Gael	15.400		14.366	15.366			14.966	60.098	
124		SABOT Hamilton		14.033	14.533			15.366	14.866	58.798	
125		TOMMASONE Cyril	14.500	15.333	14.166	15.466		15.100	14.133	88.698	(14)
Total			44.333 (10)	42.932 (6)	43.165 (10)	45.765 (12)		45.366 (4)	44.198 (6)	265.759	Q
9 ESP - Spain											
111		BOTELLA PEREZ Isaac	14.033	12.900		15.866	15.800	15.833		42.799	
112		GOMEZ FUERTES Javier	14.833	13.833	13.900	15.958		15.066	14.533	88.123	(16)
113		GONZALEZ Fabian	15.266	14.733	14.033	16.000		13.333	15.000	88.365	(15)
114		LOPEZ Ruben			14.900			14.733	14.300	43.933	
115		MUNOZ Sergio	14.600	14.000	13.966	16.000		13.833	13.266	85.665	(26)
Total			44.699 (8)	42.566 (7)	42.899 (11)	47.958 (5)		43.632 (10)	43.833 (7)	265.587	
10 ROU - Romania											
181		BATAGA Cristian Ioan	14.666	12.700	14.833	15.766				57.965	
182		BERBECAR Marius Daniel		12.733	14.466	15.433		15.233	13.700	71.565	
183		BUIDOSO Ovidiu	14.366	13.766				14.733	14.066	56.931	
184		COTUNA Vlad Bogdan	15.016		14.400	15.500		14.866	13.491	73.273	
185		KOCZI Flavius	15.666	13.400	14.600	16.066	15.833	15.949	13.500	85.865	(25)
Total			45.348 (4)	39.899 (11)	43.899 (9)	47.332 (9)		44.832 (7)	41.257 (11)	262.567	



North Greenwich Arena
North Greenwich Arena

SAT 28 JUL 2012







Gymnastics Artistic
Gymnastique artistique

Men
Hommes

Qualification
Qualification



Results Résultats

Rank	Bib	NOC Name					V1	V2	Avg			Total	A-A Rank
11 ITA - Italy													
	151	ANGIOLETTI Matteo	14.033		15.066	15.566	15.600	15.583				44.665	
	152	BUSNARI Alberto		15.058						13.766	12.100	40.924	
	153	MORANDI Matteo	14.133	0.000	15.766	15.633				14.500	0.000	60.032	(41)
	154	OTTAVI Paolo	14.266	13.700	14.866	14.933				14.500	14.066	86.331	(24)
	155	POZZO Enrico	14.766	13.633	14.033	15.600				14.366	14.500	86.898	(21)
Total			43.165 (11)	42.391 (8)	45.698 (2)	46.799 (10)				43.366 (11)	40.666 (12)	262.085	
12 KOR - Republic of Korea													
	171	KIM Hee Hoon	12.933	12.100	14.166	15.966				13.700		68.865	
	172	KIM Jihoon	12.900	13.100							15.500	41.500	
	173	KIM Seungil		12.133	12.666	14.533				14.033	13.233	66.598	
	174	KIM Soo Myun	14.766	13.433	13.833	15.666	13.158	14.412		14.700	13.933	86.331	(23)
	175	YANG Hak Seon	14.066		13.933	16.233	16.433	16.333		11.966	11.233	67.431	
Total			41.765 (12)	38.666 (12)	41.932 (12)	47.865 (6)				42.433 (12)	42.666 (10)	255.327	

INDIVIDUALS

BRA - Brazil													
	251	SASAKI JUNIOR Sergio	14.533	14.033	14.633	16.200				15.200	14.533	89.132	(11)
ISR - Israel													
	222	SHATILOV Alexander	15.633	14.133	14.033	15.533				14.700	15.000	89.032	(12)
SUI - Switzerland													
	245	CAPELLI Claudio	14.766	14.133	14.133	15.200				14.600	14.766	87.598	(19)
AUS - Australia													
	227	JEFFERIS Joshua	13.800	13.433	14.533	15.500				14.566	13.766	85.598	(27)
POL - Poland													
	258	KULEZA Roman	13.933	12.966	13.466	14.900				14.700	14.733	84.698	(28)
KAZ - Kazakhstan													
	230	GORBACHEV Stepan	13.900	13.733	13.533	15.666				13.433	13.666	83.931	(30)
BEL - Belgium													
	254	VERBAEYS Jimmy	14.500	10.866	14.066	15.266				14.533	14.333	83.564	(31)
ISR - Israel													
	221	ARONOVICH Felix	14.033	13.433	14.100	13.900				14.233	13.500	83.199	(32)
COL - Colombia													
	256	GIRALDO LOPEZ JH	13.400	12.166	14.933	15.466				13.633	13.500	83.098	(33)
CZE - Czech Republic													
	242	KONECNY Martin	14.266	12.900	13.166	14.866				13.733	14.100	83.031	(34)



North Greenwich Arena
North Greenwich Arena

SAT 28 JUL 2012






Gymnastics Artistic
Gymnastique artistique

Men
Hommes

Qualification
Qualification



Results Résultats

Rank	Bib	NOC Name					V1	V2	Avg			Total	A-A Rank
POR - Portugal													
	231	ALMEIDA CAMPOS Manuel	14.166	12.500	14.433	14.200				<u>14.400</u>	13.200	82.899	(35)
ARM - Armenia													
	238	DAVTYAN Artur	<u>13.800</u>	13.900	13.400	14.166	15.500	14.833		14.233	13.366	82.865	(36)
EGY - Egypt													
	237	ELSAHARTY MS	<u>13.900</u>	12.600	13.566	15.466	15.500	15.483		13.400	13.666	82.598	(37)
LAT - Latvia													
	235	TREILOVS Dmitrijs	<u>12.900</u>	14.233	13.133	14.733				13.533	14.033	82.565	(38)
AUT - Austria													
	252	LEIMLEHNER Fabian	12.966	12.100	13.633	<u>14.966</u>				14.200	13.533	81.398	(39)
AZE - Azerbaijan													
	240	SHIKHALIYEV Shakir	14.600	12.866	13.166	15.433				13.666	<u>10.633</u>	80.364	(40)
BAN - Bangladesh													
	253	CAESAR Quazi Syque	14.666			15.116				14.766	13.700	58.248	
HKG - Hong Kong, China													
	247	SHEK Wai Hung	13.408	10.833		<u>14.900</u>	16.033	15.466			13.533	52.674	
CHI - Chile													
	248	GONZALEZ SEPULVEDA	15.533			<u>16.433</u>	15.866	16.149				31.966	
NED - Netherlands													
	243	ZONDERLAND Epke								15.133	<u>15.966</u>	31.099	
VIE - Vietnam													
	233	PHAM Phuoc Hung			14.433					<u>15.133</u>		29.566	
ARG - Argentina													
	239	MOLINARI Federico	<u>13.433</u>		15.333							28.766	
SVK - Slovakia													
	234	PIASECKY Samuel								<u>15.358</u>	12.666	28.024	
IRL - Ireland													
	236	BEHAN Kieran	<u>13.966</u>			13.933						27.899	
MEX - Mexico													
	257	CORRAL BARRON Daniel		12.333						15.433		27.766	
GRE - Greece													
	225	MARAS Vlasios								<u>13.400</u>	14.300	27.700	



North Greenwich Arena
North Greenwich Arena

SAT 28 JUL 2012

Gymnastics Artistic
Gymnastique artistique

Men
Hommes

Qualification
Qualification



Results Résultats

Rank	Bib	NOC Name				 V1	V2	Avg			Total	A-A Rank
BLR - Belarus												
	228	KASPIAROVICH Dzmitry				16.333	15.000	15.666			16.333	
BRA - Brazil												
	250	NABARRETE ZANETTI A.			15.616						15.616	
PUR - Puerto Rico												
	244	RAMOS Tommy			<u>15.500</u>						15.500	
GRE - Greece												
	226	TSOLAKIDIS Vasileios						<u>15.466</u>			15.466	
BUL - Bulgaria												
	229	IOVTCHEV Iordan			15.308						15.308	
HUN - Hungary												
	224	HIDVEGI Vid			15.100						15.100	
	223	BERKI Krisztian			15.033						15.033	
LTU - Lithuania												
	246	GUSCINAS Rokas			14.366						14.366	
CRO - Croatia												
	241	UDE Filip			<u>13.933</u>						13.933	
CAN - Canada												
	255	GAFUIK Nathan							13.866		13.866	
BRA - Brazil												
	249	HYPOLITO Diego		13.766							13.766	
TUN - Tunisia												
	232	BOUALLEGUE Wajdi		13.708							13.708	

NOTES

Underlined totals indicate starting apparatus.
Italics indicate the low (discarded) score.

LEGEND

A-A All-Around

Avg Average

Vx Vault Number (x=1-2)

Q Qualified for Team Final



Floor



Pommel Horse



Rings



Vault



Parallel Bars



Horizontal Bar



North Greenwich Arena
North Greenwich Arena

SAT 28 JUL 2012

Gymnastics Artistic







Gymnastique artistique

Men's Team

Compétition par équipes, Hommes



Results Résultats

Rank	NOC							Total
1	USA - United States of America	46.165 (1)	<u>43.965</u> (3)	45.332 (3)	48.000 (4)	45.182 (5)	46.698 (1)	275.342 Q
2	RUS - Russian Federation	45.066 (6)	43.466 (4)	45.799 (1)	48.166 (3)	45.666 (3)	<u>44.432</u> (5)	272.595 Q
3	GBR - Great Britain	45.832 (2)	44.833 (1)	<u>44.199</u> (8)	48.333 (2)	44.024 (8)	45.199 (4)	272.420 Q
4	GER - Germany	45.332 (5)	43.266 (5)	44.766 (7)	<u>46.533</u> (11)	45.758 (2)	45.233 (3)	270.888 Q
5	JPN - Japan	45.632 (3)	41.199 (9)	45.099 (6)	47.683 (7)	47.124 (1)	<u>43.766</u> (8)	270.503 Q
6	CHN - People's Republic of China	44.932 (7)	40.865 (10)	45.124 (5)	<u>47.633</u> (8)	44.965 (6)	46.466 (2)	269.985 Q
7	UKR - Ukraine	44.599 (9)	<u>44.233</u> (2)	45.166 (4)	48.515 (1)	43.765 (9)	43.532 (9)	269.810 Q
8	FRA - France	44.333 (10)	42.932 (6)	43.165 (10)	45.765 (12)	<u>45.366</u> (4)	44.198 (6)	265.759 Q
9	ESP - Spain	<u>44.699</u> (8)	42.566 (7)	42.899 (11)	47.958 (5)	43.632 (10)	43.833 (7)	265.587
10	ROU - Romania	45.348 (4)	39.899 (11)	<u>43.899</u> (9)	47.332 (9)	44.832 (7)	41.257 (11)	262.567
11	ITA - Italy	<u>43.165</u> (11)	42.391 (8)	45.698 (2)	46.799 (10)	43.366 (11)	40.666 (12)	262.085
12	KOR - Republic of Korea	41.765 (12)	<u>38.666</u> (12)	41.932 (12)	47.865 (6)	42.433 (12)	42.666 (10)	255.327

NOTES

Underlined totals indicate startings apparatus

LEGEND

Q Qualified for Team Final

Rx Reserve Team



Floor



Pommel Horse



Rings



Vault



Parallel Bars



Horizontal Bar



North Greenwich Arena
North Greenwich Arena

SAT 28 JUL 2012

Gymnastics Artistic

Gymnastique artistique

Men's All-Around

Concours multiple individuel, Hommes







Qualification

Qualification



Results

Résultats

Rank	Bib	Name	NOC Code							Total
1	213	LEYVA Danell	USA	15.100	<u>14.866</u>	14.600	15.500	15.333	15.866	91.265 Q
2	193	BELYAVSKIY David	RUS	15.100	14.900	14.366	16.300	15.300	<u>14.866</u>	90.832 Q
3	142	HAMBUCHEN Fabian	GER	15.133	14.100	14.766	<u>15.833</u>	15.300	15.633	90.765 Q
4	215	OROZCO John	USA	15.166	<u>14.766</u>	15.066	15.800	14.533	15.266	90.597 Q
5	134	THOMAS Kristian	GBR	15.366	14.133	<u>14.566</u>	16.200	14.625	15.366	90.256 Q
6	201	KUKSENKOV Mykola	UKR	14.533	<u>14.900</u>	15.000	15.766	15.066	14.666	89.931 Q
7	144	NGUYEN Marcel	GER	15.433	13.900	15.100	<u>14.875</u>	15.525	15.000	89.833 Q
8	194	GARIBOV Emin	RUS	14.533	14.233	14.633	15.233	15.600	<u>15.566</u>	89.798 Q
9	164	UCHIMURA Kohei	JPN	15.766	12.466	14.966	16.033	15.533	<u>15.000</u>	89.764 Q
10	132	PURVIS Daniel	GBR	15.200	13.400	<u>15.033</u>	16.100	14.733	14.733	89.199 Q
11	251	SASAKI JUNIOR Sergio	BRA	14.533	14.033	14.633	<u>16.200</u>	15.200	14.533	89.132 Q
12	222	SHATILOV Alexander	ISR	15.633	14.133	14.033	15.533	<u>14.700</u>	15.000	89.032 Q
13	205	VERNIAIEV Oleg	UKR	15.033	<u>14.366</u>	14.600	16.333	14.566	14.066	88.964 Q
14	125	TOMMASONE Cyril	FRA	14.500	15.333	14.166	15.466	<u>15.100</u>	14.133	88.698 Q
15	113	GONZALEZ Fabian	ESP	<u>15.266</u>	14.733	14.033	16.000	13.333	15.000	88.365 Q
16	112	GOMEZ FUERTES Javier	ESP	<u>14.833</u>	13.833	13.900	15.958	15.066	14.533	88.123 Q
17	141	BOY Philipp	GER	14.766	14.333	14.166	<u>15.700</u>	14.933	13.800	87.698
18	165	YAMAMURO Koji	JPN	14.433	14.400	14.900	15.333	14.200	<u>14.366</u>	87.632 Q
19	245	CAPELLI Claudio	SUI	14.766	14.133	14.133	15.200	14.600	<u>14.766</u>	87.598 Q
20	204	STEPKO Oleg	UKR	15.033	<u>14.400</u>	14.866	15.916	13.366	13.466	87.047
21	155	POZZO Enrico	ITA	<u>14.766</u>	13.633	14.033	15.600	14.366	14.500	86.898 Q
22	162	TANAKA Kazuhito	JPN	13.666	12.200	15.100	15.750	15.725	<u>14.400</u>	86.841
23	174	KIM Soo Myun	KOR	14.766	<u>13.433</u>	13.833	15.666	14.700	13.933	86.331 Q
24	154	OTTAVI Paolo	ITA	<u>14.266</u>	13.700	14.866	14.933	14.500	14.066	86.331 Q
25	185	KOCZI Flavius	ROU	15.666	13.400	<u>14.600</u>	16.066	13.500	12.633	85.865 Q
26	115	MUNOZ Sergio	ESP	<u>14.600</u>	14.000	13.966	16.000	13.833	13.266	85.665
27	227	JEFFERIS Joshua	AUS	13.800	13.433	14.533	15.500	<u>14.566</u>	13.766	85.598 Q
28	258	KULESZA Roman	POL	13.933	12.966	<u>13.466</u>	14.900	14.700	14.733	84.698 Q
29	103	GUO Weiyang	CHN	12.266	13.266	14.400	<u>15.300</u>	13.966	14.933	84.131 R1
30	230	GORBACHEV Stepan	KAZ	13.900	13.733	13.533	15.666	<u>13.433</u>	13.666	83.931 R2
31	254	VERBAEYS Jimmy	BEL	14.500	10.866	<u>14.066</u>	15.266	14.533	14.333	83.564 R3
32	221	ARONOVICH Felix	ISR	14.033	13.433	14.100	13.900	<u>14.233</u>	13.500	83.199 R4
33	256	GIRALDO LOPEZ Jorge Hugo	COL	13.400	12.166	<u>14.933</u>	15.466	13.633	13.500	83.098
34	242	KONECNY Martin	CZE	14.266	12.900	13.166	14.866	13.733	<u>14.100</u>	83.031
35	231	ALMEIDA CAMPOS Manuel	POR	14.166	12.500	14.433	14.200	<u>14.400</u>	13.200	82.899
36	238	DAVTYAN Artur	ARM	<u>13.800</u>	13.900	13.400	14.166	14.233	13.366	82.865
37	237	ELSAHARTY Mohamed Sherif	EGY	<u>13.900</u>	12.600	13.566	15.466	13.400	13.666	82.598
38	235	TREFILOVS Dmitrijs	LAT	<u>12.900</u>	14.233	13.133	14.733	13.533	14.033	82.565
39	252	LEIMLEHNER Fabian	AUT	12.966	12.100	13.633	<u>14.966</u>	14.200	13.533	81.398
40	240	SHIKHALIYEV Shakir	AZE	14.600	12.866	13.166	15.433	13.666	<u>10.633</u>	80.364
41	153	MORANDI Matteo	ITA	<u>14.133</u>	0.000	15.766	15.633	14.500	0.000	60.032

NOTES

Underlined totals indicates starting apparatus

LEGEND

Q Qualified for All-Around Final

Rx Reserve for All-Around Final



Floor



Pommel Horse



Rings



Vault



Parallel Bars



Horizontal Bar



North Greenwich Arena
North Greenwich Arena

SAT 28 JUL 2012

Gymnastics Artistic

Gymnastique artistique

Men

Hommes

Qualification - Floor Exercise

Qualification - Exercices au sol



Results

Résultats



Rank	Bib	Name	NOC Code	D Score	E Score	Pen	Total
1	105	ZOU Kai	CHN	6.900	8.933		15.833 Q
2	164	UCHIMURA Kohei	JPN	6.700	9.066		15.766 Q
3	185	KOCZI Flavius	ROU	6.700	8.966		15.666 Q
4	211	DALTON Jacob	USA	6.600	9.033		15.633 Q
4	222	SHATILOV Alexander	ISR	6.600	9.033		15.633 Q
6	248	GONZALEZ SEPULVEDA Enrique Tomas	CHI	6.500	9.033		15.533 Q
7	144	NGUYEN Marcel	GER	6.500	8.933		15.433 Q
8	191	ABLYAZIN Denis	RUS	6.900	8.833	0.3	15.433 Q
9	161	KATO Ryohei	JPN	6.600	8.833		15.433 R1
10	123	da SILVA Gael	FRA	6.500	8.900		15.400 R2
11	134	THOMAS Kristian	GBR	6.300	9.066		15.366 R3
12	214	MIKULAK Samuel	USA	6.600	8.766		15.366
13	113	GONZALEZ Fabian	ESP	6.300	8.966		15.266
14	135	WHITLOCK Max	GBR	6.500	8.766		15.266
15	132	PURVIS Daniel	GBR	6.500	8.700		15.200
16	215	OROZCO John	USA	6.100	9.066		15.166
17	142	HAMBUCHEN Fabian	GER	6.100	9.033		15.133
18	193	BELYAVSKIY David	RUS	6.200	9.000	0.1	15.100
19	213	LEYVA Danell	USA	6.300	8.900	0.1	15.100
20	204	STEPKO Oleg	UKR	6.200	8.833		15.033
21	205	VERNIAIEV Oleg	UKR	6.500	8.633	0.1	15.033
22	184	COTUNA Vlad Bogdan	ROU	6.400	8.616		15.016
23	112	GOMEZ FUERTES Javier	ESP	5.900	8.933		14.833
24	155	POZZO Enrico	ITA	5.900	8.866		14.766
25	245	CAPELLI Claudio	SUI	6.000	8.766		14.766
26	141	BOY Philipp	GER	6.200	8.566		14.766
27	174	KIM Soo Myun	KOR	6.600	8.166		14.766
28	131	OLDHAM Sam	GBR	6.300	8.500	0.1	14.700
29	181	BATAGA Cristian Ioan	ROU	5.800	8.866		14.666
29	253	CAESAR Quazi Syque	BAN	5.800	8.866		14.666
31	104	ZHANG Chenglong	CHN	6.500	8.166		14.666
32	115	MUNOZ Sergio	ESP	5.900	8.700		14.600
33	240	SHIKHALIYEV Shakir	AZE	6.100	8.500		14.600
34	194	GARIBOV Emin	RUS	5.700	8.933	0.1	14.533
34	201	KUKSENKOV Mykola	UKR	5.700	8.933	0.1	14.533
36	251	SASAKI JUNIOR Sergio	BRA	5.700	8.833		14.533
37	125	TOMMASONE Cyril	FRA	5.800	8.800	0.1	14.500
38	254	VERBAEYS Jimmy	BEL	6.000	8.500		14.500
39	121	BENY Pierre Yves	FRA	5.400	9.033		14.433
40	102	FENG Zhe	CHN	6.000	8.533	0.1	14.433
41	165	YAMAMURO Koji	JPN	6.200	8.233		14.433
42	183	BUIDOSO Ovidiu	ROU	5.900	8.466		14.366
43	154	OTTAVI Paolo	ITA	5.600	8.666		14.266



North Greenwich Arena
North Greenwich Arena

SAT 28 JUL 2012

Gymnastics Artistic
Gymnastique artistique

Men
Hommes

Qualification - Floor Exercise
Qualification - Exercices au sol



Results Résultats



Rank	Bib	Name	NOC Code	D Score	E Score	Pen	Total
44	242	KONECNY Martin	CZE	5.800	8.466		14.266
45	231	ALMEIDA CAMPOS Manuel	POR	5.600	8.566		14.166
46	153	MORANDI Matteo	ITA	5.200	8.933		14.133
47	202	NAKONECHNYI Vitalii	UKR	5.700	8.366		14.066
48	195	PAKHOMENKO Igor	RUS	6.200	7.866		14.066
49	175	YANG Hak Seon	KOR	6.400	7.666		14.066
50	151	ANGIOLETTI Matteo	ITA	5.500	8.533		14.033
51	221	ARONOVICH Felix	ISR	5.600	8.433		14.033
52	111	BOTELLA PEREZ Isaac	ESP	6.500	7.533		14.033
53	236	BEHAN Kieran	IRL	6.400	7.566		13.966
54	258	KULESZA Roman	POL	5.200	8.733		13.933
55	230	GORBACHEV Stepan	KAZ	5.800	8.700	0.6	13.900
56	237	ELSAHARTY Mohamed Sherif	EGY	5.500	8.500	0.1	13.900
57	238	DAVTYAN Artur	ARM	4.900	8.900		13.800
58	227	JEFFERIS Joshua	AUS	5.500	8.600	0.3	13.800
59	249	HYPOLITO Diego	BRA	6.000	7.766		13.766
60	232	BOUALLEGUE Wajdi	TUN	6.400	7.808	0.5	13.708
61	162	TANAKA Kazuhito	JPN	6.000	8.066	0.4	13.666
62	239	MOLINARI Federico	ARG	4.500	8.933		13.433
63	247	SHEK Wai Hung	HKG	5.800	7.608		13.408
64	256	GIRALDO LOPEZ Jorge Hugo	COL	5.600	7.900	0.1	13.400
65	145	TOBA Andreas	GER	5.700	7.433		13.133
66	252	LEIMLEHNER Fabian	AUT	5.300	7.666		12.966
67	171	KIM Hee Hoon	KOR	6.100	7.133	0.3	12.933
68	235	TREILOVS Dmitrijs	LAT	5.400	7.600	0.1	12.900
69	172	KIM Jihoon	KOR	5.500	7.400		12.900
70	103	GUO Weiyang	CHN	5.600	7.166	0.5	12.266

LEGEND

D Difficulty

E Execution

Pen Penalty

Q Qualified for Floor Final

Rx Reserve for Floor Final

 Floor



North Greenwich Arena
North Greenwich Arena

SAT 28 JUL 2012

Gymnastics Artistic

Gymnastique artistique

Men

Hommes

Qualification - Vault

Qualification - Saut de cheval



Results

Résultats



Rank	Bib	Name	NOC Code	D Score	E Score	Pen	Total
1	248	GONZALEZ SEPULVEDA Enrique Tomas	CHI	7.000	9.433		16.433
2	205	VERNIAIEV Oleg	UKR	7.000	9.333		16.333
2	228	KASPIAROVICH Dzmitry	BLR	7.000	9.333		16.333
4	191	ABLYAZIN Denis	RUS	7.000	9.300		16.300
4	193	BELYAVSKIY David	RUS	7.000	9.300		16.300
4	214	MIKULAK Samuel	USA	7.000	9.300		16.300
7	203	RADIVILOV Igor	UKR	7.000	9.266		16.266
8	104	ZHANG Chenglong	CHN	7.000	9.233		16.233
8	175	YANG Hak Seon	KOR	7.000	9.233		16.233
10	134	THOMAS Kristian	GBR	7.000	9.300	0.1	16.200
10	251	SASAKI JUNIOR Sergio	BRA	6.600	9.600		16.200
12	102	FENG Zhe	CHN	7.000	9.100		16.100
12	132	PURVIS Daniel	GBR	6.600	9.500		16.100
14	185	KOCZI Flavius	ROU	7.000	9.166	0.1	16.066
15	135	WHITLOCK Max	GBR	6.600	9.433		16.033
15	164	UCHIMURA Kohei	JPN	6.600	9.533	0.1	16.033
17	113	GONZALEZ Fabian	ESP	6.600	9.400		16.000
17	115	MUNOZ Sergio	ESP	6.600	9.400		16.000
19	171	KIM Hee Hoon	KOR	6.600	9.366		15.966
20	112	GOMEZ FUERTES Javier	ESP	6.600	9.358		15.958
21	204	STEPKO Oleg	UKR	6.600	9.316		15.916
22	161	KATO Ryohei	JPN	6.600	9.300		15.900
22	211	DALTON Jacob	USA	7.000	9.200	0.3	15.900
24	111	BOTELLA PEREZ Isaac	ESP	6.600	9.266		15.866
25	142	HAMBUCHEN Fabian	GER	6.600	9.333	0.1	15.833
26	215	OROZCO John	USA	6.600	9.200		15.800
27	181	BATAGA Cristian Ioan	ROU	6.600	9.166		15.766
27	201	KUKSENKOV Mykola	UKR	6.200	9.566		15.766
29	162	TANAKA Kazuhito	JPN	6.200	9.550		15.750
30	141	BOY Philipp	GER	7.000	8.700		15.700
31	174	KIM Soo Myun	KOR	6.600	9.066		15.666
31	230	GORBACHEV Stepan	KAZ	6.200	9.466		15.666
33	153	MORANDI Matteo	ITA	6.600	9.033		15.633
34	155	POZZO Enrico	ITA	6.200	9.400		15.600
35	151	ANGIOLETTI Matteo	ITA	7.000	8.866	0.3	15.566
35	195	PAKHOMENKO Igor	RUS	6.600	9.066	0.1	15.566
37	131	OLDHAM Sam	GBR	6.200	9.333		15.533
37	222	SHATILOV Alexander	ISR	6.200	9.333		15.533
39	184	COTUNA Vlad Bogdan	ROU	6.200	9.300		15.500
39	213	LEYVA Danell	USA	6.200	9.300		15.500
39	227	JEFFERIS Joshua	AUS	6.200	9.300		15.500
42	125	TOMMASONE Cyril	FRA	6.200	9.266		15.466
42	237	ELSAHARTY Mohamed Sherif	EGY	6.200	9.266		15.466



North Greenwich Arena
North Greenwich Arena

SAT 28 JUL 2012

Gymnastics Artistic

Gymnastique artistique

Men

Hommes

Qualification - Vault

Qualification - Saut de cheval



Results

Résultats



Rank	Bib	Name	NOC Code	D Score	E Score	Pen	Total
42	256	GIRALDO LOPEZ Jorge Hugo	COL	6.200	9.266		15.466
45	182	BERBECAR Marius Daniel	ROU	6.600	8.933	0.1	15.433
45	240	SHIKHALIYEV Shakir	AZE	6.200	9.233		15.433
47	123	da SILVA Gael	FRA	6.600	9.066	0.3	15.366
48	165	YAMAMURO Koji	JPN	7.000	8.633	0.3	15.333
49	103	GUO Weiyang	CHN	6.200	9.100		15.300
50	254	VERBAEYS Jimmy	BEL	6.200	9.166	0.1	15.266
51	194	GARIBOV Emin	RUS	6.200	9.133	0.1	15.233
52	105	ZOU Kai	CHN	6.600	8.900	0.3	15.200
52	245	CAPELLI Claudio	SUI	6.600	8.900	0.3	15.200
54	253	CAESAR Quazi Syque	BAN	6.200	9.016	0.1	15.116
55	145	TOBA Andreas	GER	6.600	8.400		15.000
56	252	LEIMLEHNER Fabian	AUT	6.200	8.866	0.1	14.966
57	121	BENY Pierre Yves	FRA	6.600	8.433	0.1	14.933
57	154	OTTAVI Paolo	ITA	5.800	9.133		14.933
59	247	SHEK Wai Hung	HKG	6.600	8.400	0.1	14.900
59	258	KULESZA Roman	POL	6.200	8.700		14.900
61	144	NGUYEN Marcel	GER	6.600	8.575	0.3	14.875
62	242	KONECNY Martin	CZE	5.800	9.066		14.866
63	235	TREFILOVS Dmitrijs	LAT	5.400	9.333		14.733
64	173	KIM Seungil	KOR	6.200	8.433	0.1	14.533
65	231	ALMEIDA CAMPOS Manuel	POR	5.800	8.400		14.200
66	238	DAVTYAN Artur	ARM	6.200	8.266	0.3	14.166
67	236	BEHAN Kieran	IRL	5.800	8.233	0.1	13.933
68	221	ARONOVICH Felix	ISR	5.800	8.200	0.1	13.900

LEGEND

D Difficulty

E Execution

Pen Penalty

Q Qualified for Vault Final

Rx Reserve for Vault Final



Vault



North Greenwich Arena
North Greenwich Arena

SAT 28 JUL 2012

Gymnastics Artistic

Gymnastique artistique

Men

Hommes

Qualification - Parallel Bars

Qualification - Barres parallèles



Results

Résultats



Rank	Bib	Name	NOC Code	D Score	E Score	Pen	Total
1	163	TANAKA Yusuke	JPN	6.400	9.466		15.866 Q
2	162	TANAKA Kazuhito	JPN	6.700	9.025		15.725 Q
3	102	FENG Zhe	CHN	7.000	8.633		15.633 Q
4	194	GARIBOV Emin	RUS	6.500	9.100		15.600 Q
5	164	UCHIMURA Kohei	JPN	6.500	9.033		15.533
6	144	NGUYEN Marcel	GER	6.800	8.725		15.525 Q
7	226	TSOLAKIDIS Vasileios	GRE	6.500	8.966		15.466 Q
8	257	CORRAL BARRON Daniel	MEX	6.600	8.833		15.433 Q
9	104	ZHANG Chenglong	CHN	6.500	8.866		15.366 Q
9	124	SABOT Hamilton	FRA	6.500	8.866		15.366 Q
11	234	PIASECKY Samuel	SVK	6.400	8.958		15.358 R1
12	213	LEYVA Danell	USA	6.600	8.733		15.333 R2
13	214	MIKULAK Samuel	USA	6.200	9.116		15.316 R3
14	193	BELYAVSKIY David	RUS	6.400	8.900		15.300
15	142	HAMBUCHEN Fabian	GER	6.500	8.800		15.300
16	182	BERBECAR Marius Daniel	ROU	6.600	8.633		15.233
17	251	SASAKI JUNIOR Sergio	BRA	6.200	9.000		15.200
18	243	ZONDERLAND Epke	NED	6.400	8.733		15.133
19	233	PHAM Phuoc Hung	VIE	6.800	8.333		15.133
20	125	TOMMASONE Cyril	FRA	6.200	8.900		15.100
21	112	GOMEZ FUERTES Javier	ESP	6.000	9.066		15.066
22	201	KUKSENKOV Mykola	UKR	6.500	8.566		15.066
23	141	BOY Philipp	GER	6.200	8.733		14.933
24	122	CUCHERAT Yann	FRA	6.200	8.700		14.900
25	184	COTUNA Vlad Bogdan	ROU	6.500	8.366		14.866
26	192	BALANDIN Aleksandr	RUS	6.100	8.666		14.766
27	253	CAESAR Quazi Syque	BAN	6.200	8.566		14.766
28	183	BUIDOSO Ovidiu	ROU	6.000	8.733		14.733
29	114	LOPEZ Ruben	ESP	6.100	8.633		14.733
30	132	PURVIS Daniel	GBR	6.400	8.333		14.733
31	222	SHATILOV Alexander	ISR	5.700	9.000		14.700
32	121	BENY Pierre Yves	FRA	6.000	8.700		14.700
33	174	KIM Soo Myun	KOR	6.100	8.600		14.700
34	258	KULESZA Roman	POL	6.200	8.500		14.700
35	131	OLDHAM Sam	GBR	6.100	8.566		14.666
36	143	KRIMMER Sebastian	GER	6.200	8.433		14.633
37	134	THOMAS Kristian	GBR	5.800	8.825		14.625
38	245	CAPELLI Claudio	SUI	6.100	8.500		14.600
39	227	JEFFERIS Joshua	AUS	6.500	8.066		14.566
40	205	VERNIAIEV Oleg	UKR	6.900	7.666		14.566
41	215	OROZCO John	USA	6.200	8.333		14.533
42	254	VERBAEYS Jimmy	BEL	6.300	8.233		14.533
43	153	MORANDI Matteo	ITA	5.600	8.900		14.500



North Greenwich Arena
North Greenwich Arena

SAT 28 JUL 2012

Gymnastics Artistic

Gymnastique artistique

Men

Hommes

Qualification - Parallel Bars

Qualification - Barres parallèles



Results

Résultats



Rank	Bib	Name	NOC Code	D Score	E Score	Pen	Total
44	154	OTTAVI Paolo	ITA	5.700	8.800		14.500
45	231	ALMEIDA CAMPOS Manuel	POR	5.800	8.600		14.400
46	155	POZZO Enrico	ITA	5.700	8.666		14.366
47	238	DAVTYAN Artur	ARM	4.900	9.333		14.233
48	221	ARONOVICH Felix	ISR	5.900	8.333		14.233
49	252	LEIMLEHNER Fabian	AUT	5.500	8.700		14.200
50	165	YAMAMURO Koji	JPN	6.200	8.000		14.200
51	202	NAKONECHNYI Vitalii	UKR	5.600	8.533		14.133
52	173	KIM Seungil	KOR	5.600	8.433		14.033
53	103	GUO Weiyang	CHN	6.700	7.266		13.966
54	135	WHITLOCK Max	GBR	5.700	8.200		13.900
55	115	MUNOZ Sergio	ESP	5.100	8.733		13.833
56	152	BUSNARI Alberto	ITA	5.100	8.666		13.766
57	242	KONECNY Martin	CZE	5.200	8.533		13.733
58	171	KIM Hee Hoon	KOR	5.200	8.500		13.700
59	240	SHIKHALIYEV Shakir	AZE	5.000	8.666		13.666
60	256	GIRALDO LOPEZ Jorge Hugo	COL	6.100	7.533		13.633
61	235	TREILOVS Dmitrijs	LAT	4.900	8.633		13.533
62	185	KOCZI Flavius	ROU	5.900	7.600		13.500
63	230	GORBACHEV Stepan	KAZ	5.400	8.033		13.433
64	225	MARAS Vlasios	GRE	4.800	8.600		13.400
65	237	ELSAHARTY Mohamed Sherif	EGY	5.600	7.800		13.400
66	204	STEPKO Oleg	UKR	6.700	6.666		13.366
67	113	GONZALEZ Fabian	ESP	5.600	7.733		13.333
68	212	HORTON Jonathan	USA	6.100	7.033		13.133
69	101	CHEN Yibing	CHN	3.900	9.000		12.900
70	175	YANG Hak Seon	KOR	5.000	6.966		11.966
71	191	ABLYAZIN Denis	RUS	0.000	0.000		0.000

LEGEND

D Difficulty

E Execution

Pen Penalty

Q Qualified for Parallel Bars Final

Rx Reserve for Parallel Bars Final



Parallel Bars



North Greenwich Arena
North Greenwich Arena

SAT 28 JUL 2012

Gymnastics Artistic

Gymnastique artistique

Men

Hommes

Qualification - Horizontal Bar

Qualification - Barre fixe



Results

Résultats



Rank	Bib	Name	NOC Code	D Score	E Score	Pen	Total
1	243	ZONDERLAND Epke	NED	7.500	8.466		15.966 Q
2	104	ZHANG Chenglong	CHN	7.500	8.433		15.933 Q
3	213	LEYVA Danell	USA	7.200	8.666		15.866 Q
4	142	HAMBUCHEN Fabian	GER	7.000	8.633		15.633 Q
5	212	HORTON Jonathan	USA	6.800	8.766		15.566 Q
6	194	GARIBOV Emin	RUS	7.300	8.266		15.566 Q
7	105	ZOU Kai	CHN	7.400	8.133		15.533 Q
8	172	KIM Jihoon	KOR	7.300	8.200		15.500 Q
9	134	THOMAS Kristian	GBR	6.500	8.866		15.366 R1
10	215	OROZCO John	USA	6.700	8.566		15.266
11	131	OLDHAM Sam	GBR	6.700	8.400		15.100 R2
12	222	SHATILOV Alexander	ISR	6.300	8.700		15.000 R3
13	113	GONZALEZ Fabian	ESP	6.700	8.300		15.000
14	102	FENG Zhe	CHN	6.900	8.100		15.000
15	144	NGUYEN Marcel	GER	7.000	8.000		15.000
16	164	UCHIMURA Kohei	JPN	7.200	7.800		15.000
17	123	da SILVA Gael	FRA	6.400	8.566		14.966
18	103	GUO Weiyang	CHN	6.800	8.133		14.933
19	193	BELYAVSKIY David	RUS	6.100	8.766		14.866
20	124	SABOT Hamilton	FRA	6.300	8.566		14.866
21	202	NAKONECHNYI Vitalii	UKR	6.400	8.400		14.800
22	245	CAPELLI Claudio	SUI	6.300	8.466		14.766
23	132	PURVIS Daniel	GBR	6.100	8.633		14.733
24	258	KULESZA Roman	POL	6.700	8.033		14.733
25	201	KUKSENKOV Mykola	UKR	6.900	7.766		14.666
26	143	KRIMMER Sebastian	GER	6.400	8.200		14.600
27	112	GOMEZ FUERTES Javier	ESP	5.900	8.633		14.533
28	251	SASAKI JUNIOR Sergio	BRA	6.600	7.933		14.533
29	155	POZZO Enrico	ITA	6.000	8.500		14.500
30	162	TANAKA Kazuhito	JPN	6.700	7.700		14.400
31	122	CUCHERAT Yann	FRA	6.000	8.366		14.366
32	165	YAMAMURO Koji	JPN	6.400	7.966		14.366
33	254	VERBAEYS Jimmy	BEL	5.900	8.433		14.333
34	114	LOPEZ Ruben	ESP	5.900	8.400		14.300
35	225	MARAS Vlasios	GRE	7.000	7.300		14.300
36	163	TANAKA Yusuke	JPN	6.500	7.700		14.200
37	125	TOMMASONE Cyril	FRA	5.500	8.633		14.133
38	242	KONECNY Martin	CZE	6.900	7.200		14.100
39	154	OTTAVI Paolo	ITA	5.800	8.266		14.066
40	183	BUIDOSO Ovidiu	ROU	6.000	8.066		14.066
41	205	VERNIAIEV Oleg	UKR	6.300	7.766		14.066
42	235	TREILOVS Dmitrijs	LAT	5.800	8.233		14.033
43	214	MIKULAK Samuel	USA	6.600	7.433		14.033



North Greenwich Arena
North Greenwich Arena

SAT 28 JUL 2012

Gymnastics Artistic
Gymnastique artistique

Men
Hommes

Qualification - Horizontal Bar
Qualification - Barre fixe



Results Résultats



Rank	Bib	Name	NOC Code	D Score	E Score	Pen	Total
44	195	PAKHOMENKO Igor	RUS	6.500	7.500		14.000
45	174	KIM Soo Myun	KOR	6.300	7.633		13.933
46	255	GAFUIK Nathan	CAN	6.600	7.266		13.866
47	141	BOY Philipp	GER	6.800	7.000		13.800
48	227	JEFFERIS Joshua	AUS	5.600	8.166		13.766
49	191	ABLYAZIN Denis	RUS	5.700	8.033		13.733
50	253	CAESAR Quazi Syque	BAN	5.400	8.300		13.700
51	182	BERBECAR Marius Daniel	ROU	5.500	8.200		13.700
52	237	ELSAHARTY Mohamed Sherif	EGY	5.600	8.066		13.666
53	230	GORBACHEV Stepan	KAZ	5.900	7.766		13.666
54	252	LEIMLEHNER Fabian	AUT	5.900	7.633		13.533
55	247	SHEK Wai Hung	HKG	6.400	7.133		13.533
56	221	ARONOVICH Felix	ISR	5.500	8.000		13.500
57	256	GIRALDO LOPEZ Jorge Hugo	COL	5.600	7.900		13.500
58	184	COTUNA Vlad Bogdan	ROU	6.300	7.191		13.491
59	204	STEPKO Oleg	UKR	5.600	7.866		13.466
60	238	DAVTYAN Artur	ARM	4.400	8.966		13.366
61	115	MUNOZ Sergio	ESP	5.700	7.566		13.266
62	173	KIM Seungil	KOR	5.600	7.633		13.233
63	231	ALMEIDA CAMPOS Manuel	POR	6.100	7.100		13.200
64	133	SMITH Louis	GBR	5.000	8.033		13.033
65	234	PIASECKY Samuel	SVK	5.500	7.166		12.666
66	185	KOCZI Flavius	ROU	4.800	7.833		12.633
67	152	BUSNARI Alberto	ITA	5.000	7.100		12.100
68	175	YANG Hak Seon	KOR	4.000	7.233		11.233
69	240	SHIKHALIYEV Shakir	AZE	4.800	5.833		10.633
70	153	MORANDI Matteo	ITA	0.000	0.000		0.000

LEGEND

D Difficulty

E Execution

Pen Penalty

Q Qualified for Horizontal Bar Final

Rx Reserve for Horizontal Bar Final



Horizontal Bar



North Greenwich Arena
North Greenwich Arena

SAT 28 JUL 2012

Gymnastics Artistic
Gymnastique artistique

Men
Hommes

Qualification - Rings
Qualification - Anneaux



Results Résultats



Rank	Bib	Name	NOC Code	D Score	E Score	Pen	Total
1	101	CHEN Yibing	CHN	6.800	9.058		15.858 Q
2	153	MORANDI Matteo	ITA	6.800	8.966		15.766 Q
3	192	BALANDIN Aleksandr	RUS	6.700	8.966		15.666 Q
4	250	NABARRETE ZANETTI Arthur	BRA	6.500	9.116		15.616 Q
5	191	ABLYAZIN Denis	RUS	6.600	8.900		15.500 Q
6	244	RAMOS Tommy	PUR	6.800	8.700		15.500 Q
7	239	MOLINARI Federico	ARG	6.700	8.633		15.333 Q
8	229	IOVTCHEV Iordan	BUL	6.600	8.708		15.308 Q
9	203	RADIVILOV Igor	UKR	6.800	8.500		15.300 R1
10	212	HORTON Jonathan	USA	6.700	8.466		15.166 R2
11	162	TANAKA Kazuhito	JPN	6.000	9.100		15.100 R3
12	211	DALTON Jacob	USA	6.200	8.900		15.100
13	144	NGUYEN Marcel	GER	6.400	8.700		15.100
14	215	OROZCO John	USA	6.300	8.766		15.066
15	151	ANGIOLETTI Matteo	ITA	6.400	8.666		15.066
16	132	PURVIS Daniel	GBR	6.100	8.933		15.033
17	163	TANAKA Yusuke	JPN	6.200	8.833		15.033
18	201	KUKSENKOV Mykola	UKR	6.300	8.700		15.000
19	164	UCHIMURA Kohei	JPN	6.500	8.466		14.966
20	256	GIRALDO LOPEZ Jorge Hugo	COL	6.300	8.633		14.933
21	145	TOBA Andreas	GER	6.300	8.600		14.900
22	114	LOPEZ Ruben	ESP	6.400	8.500		14.900
23	165	YAMAMURO Koji	JPN	6.800	8.100		14.900
24	102	FENG Zhe	CHN	6.300	8.566		14.866
24	154	OTTAVI Paolo	ITA	6.300	8.566		14.866
26	204	STEPKO Oleg	UKR	6.400	8.466		14.866
27	181	BATAGA Cristian Ioan	ROU	6.100	8.733		14.833
28	142	HAMBUCHEN Fabian	GER	5.900	8.866		14.766
29	251	SASAKI JUNIOR Sergio	BRA	5.700	8.933		14.633
30	194	GARIBOV Emin	RUS	5.800	8.833		14.633
31	131	OLDHAM Sam	GBR	5.900	8.700		14.600
31	213	LEYVA Danell	USA	5.900	8.700		14.600
33	185	KOCZI Flavius	ROU	6.100	8.500		14.600
34	205	VERNIAIEV Oleg	UKR	6.300	8.300		14.600
35	134	THOMAS Kristian	GBR	5.800	8.766		14.566
36	124	SABOT Hamilton	FRA	5.700	8.833		14.533
37	227	JEFFERIS Joshua	AUS	6.300	8.233		14.533
38	182	BERBECAR Marius Daniel	ROU	5.900	8.566		14.466
39	231	ALMEIDA CAMPOS Manuel	POR	5.800	8.633		14.433
40	233	PHAM Phuoc Hung	VIE	6.800	7.633		14.433
41	184	COTUNA Vlad Bogdan	ROU	5.600	8.800		14.400
42	103	GUO Weiyang	CHN	6.400	8.000		14.400
43	193	BELYAVSKIY David	RUS	5.700	8.666		14.366



North Greenwich Arena
North Greenwich Arena

SAT 28 JUL 2012

Gymnastics Artistic
Gymnastique artistique

Men
Hommes

Qualification - Rings
Qualification - Anneaux



Results Résultats



Rank	Bib	Name	NOC Code	D Score	E Score	Pen	Total
44	123	da SILVA Gael	FRA	6.000	8.366		14.366
45	121	BENY Pierre Yves	FRA	6.000	8.266		14.266
46	125	TOMMASONE Cyril	FRA	5.500	8.666		14.166
47	141	BOY Philipp	GER	5.700	8.466		14.166
48	171	KIM Hee Hoon	KOR	5.900	8.266		14.166
49	135	WHITLOCK Max	GBR	5.500	8.633		14.133
49	245	CAPELLI Claudio	SUI	5.500	8.633		14.133
51	221	ARONOVICH Felix	ISR	5.800	8.300		14.100
52	254	VERBAEYS Jimmy	BEL	5.500	8.566		14.066
53	113	GONZALEZ Fabian	ESP	5.300	8.733		14.033
53	155	POZZO Enrico	ITA	5.300	8.733		14.033
55	222	SHATILOV Alexander	ISR	5.400	8.633		14.033
56	115	MUNOZ Sergio	ESP	5.900	8.066		13.966
57	175	YANG Hak Seon	KOR	6.500	7.433		13.933
58	112	GOMEZ FUERTES Javier	ESP	6.200	7.700		13.900
59	174	KIM Soo Myun	KOR	5.600	8.233		13.833
60	252	LEIMLEHNER Fabian	AUT	5.500	8.133		13.633
61	237	ELSAHARTY Mohamed Sherif	EGY	5.500	8.066		13.566
62	230	GORBACHEV Stepan	KAZ	4.900	8.633		13.533
63	258	KULESZA Roman	POL	5.300	8.166		13.466
64	238	DAVTYAN Artur	ARM	4.800	8.600		13.400
65	240	SHIKHALIYEV Shakir	AZE	4.500	8.666		13.166
66	242	KONECNY Martin	CZE	5.200	7.966		13.166
67	235	TREFILOVS Dmitrijs	LAT	5.200	7.933		13.133
68	173	KIM Seungil	KOR	5.600	7.066		12.666

LEGEND

D Difficulty

E Execution

Pen Penalty

Q Qualified for Rings Final

Rx Reserve for Rings Final



Rings



North Greenwich Arena
North Greenwich Arena

SAT 28 JUL 2012

Gymnastics Artistic

Gymnastique artistique

Men

Hommes

Qualification - Pommel Horse

Qualification - Cheval d'arçons



Results

Résultats



Rank	Bib	Name	NOC Code	D Score	E Score	Pen	Total
1	133	SMITH Louis	GBR	6.900	8.900		15.800 Q
2	125	TOMMASONE Cyril	FRA	6.500	8.833		15.333 Q
3	224	HIDVEGI Vid	HUN	6.300	8.800		15.100 Q
4	152	BUSNARI Alberto	ITA	6.600	8.458		15.058 Q
5	223	BERKI Krisztian	HUN	6.400	8.633		15.033 Q
6	202	NAKONECHNYI Vitalii	UKR	6.300	8.633		14.933 Q
7	193	BELYAVSKIY David	RUS	6.300	8.600		14.900 Q
8	135	WHITLOCK Max	GBR	6.400	8.500		14.900 Q
9	201	KUKSENKOV Mykola	UKR	6.500	8.400		14.900 R1
10	213	LEYVA Danell	USA	6.100	8.766		14.866 R2
11	143	KRIMMER Sebastian	GER	6.200	8.633		14.833 R3
12	215	OROZCO John	USA	6.400	8.366		14.766
13	113	GONZALEZ Fabian	ESP	5.900	8.833		14.733
14	101	CHEN Yibing	CHN	6.300	8.166		14.466
15	165	YAMAMURO Koji	JPN	6.000	8.400		14.400
16	204	STEPKO Oleg	UKR	6.100	8.300		14.400
17	246	GUSCINAS Rokas	LTU	5.900	8.466		14.366
18	205	VERNIAIEV Oleg	UKR	6.200	8.166		14.366
19	195	PAKHOMENKO Igor	RUS	5.600	8.733		14.333
20	214	MIKULAK Samuel	USA	6.000	8.333		14.333
21	141	BOY Philipp	GER	6.100	8.233		14.333
21	161	KATO Ryohei	JPN	6.100	8.233		14.333
23	194	GARIBOV Emin	RUS	5.500	8.733		14.233
24	235	TREILOVS Dmitrijs	LAT	6.100	8.133		14.233
25	134	THOMAS Kristian	GBR	5.700	8.433		14.133
26	245	CAPELLI Claudio	SUI	5.800	8.333		14.133
27	222	SHATILOV Alexander	ISR	5.900	8.233		14.133
28	142	HAMBUCHEN Fabian	GER	5.600	8.500		14.100
29	251	SASAKI JUNIOR Sergio	BRA	5.600	8.433		14.033
30	124	SABOT Hamilton	FRA	5.800	8.233		14.033
31	115	MUNOZ Sergio	ESP	5.800	8.200		14.000
32	241	UDE Filip	CRO	6.200	7.733		13.933
33	144	NGUYEN Marcel	GER	5.400	8.500		13.900
33	238	DAVTYAN Artur	ARM	5.400	8.500		13.900
35	112	GOMEZ FUERTES Javier	ESP	5.600	8.233		13.833
36	183	BUIDOSO Ovidiu	ROU	5.700	8.066		13.766
37	230	GORBACHEV Stepan	KAZ	5.100	8.633		13.733
38	192	BALANDIN Aleksandr	RUS	5.400	8.333		13.733
39	154	OTTAVI Paolo	ITA	5.300	8.400		13.700
40	155	POZZO Enrico	ITA	5.400	8.233		13.633
41	121	BENY Pierre Yves	FRA	5.500	8.066		13.566
42	227	JEFFERIS Joshua	AUS	5.200	8.233		13.433
43	174	KIM Soo Myun	KOR	5.400	8.033		13.433



North Greenwich Arena
North Greenwich Arena

SAT 28 JUL 2012

Gymnastics Artistic

Gymnastique artistique

Men

Hommes

Qualification - Pommel Horse

Qualification - Cheval d'arçons



Results

Résultats



Rank	Bib	Name	NOC Code	D Score	E Score	Pen	Total
44	221	ARONOVICH Felix	ISR	5.800	7.633		13.433
45	132	PURVIS Daniel	GBR	5.900	7.500		13.400
46	185	KOCZI Flavius	ROU	6.000	7.400		13.400
47	103	GUO Weiyang	CHN	6.300	6.966		13.266
48	104	ZHANG Chenglong	CHN	5.700	7.433		13.133
49	172	KIM Jihoon	KOR	5.100	8.000		13.100
50	258	KULESZA Roman	POL	4.800	8.166		12.966
51	111	BOTELLA PEREZ Isaac	ESP	5.300	7.600		12.900
51	242	KONECNY Martin	CZE	5.300	7.600		12.900
53	240	SHIKHALIYEV Shakir	AZE	5.100	7.766		12.866
54	182	BERBECAR Marius Daniel	ROU	5.400	7.333		12.733
55	181	BATAGA Cristian Ioan	ROU	5.100	7.600		12.700
56	212	HORTON Jonathan	USA	5.300	7.400		12.700
57	237	ELSAHARTY Mohamed Sherif	EGY	5.300	7.300		12.600
58	105	ZOU Kai	CHN	5.600	6.933		12.533
59	231	ALMEIDA CAMPOS Manuel	POR	4.500	8.000		12.500
60	164	UCHIMURA Kohei	JPN	5.400	7.066		12.466
61	257	CORRAL BARRON Daniel	MEX	5.900	6.433		12.333
62	162	TANAKA Kazuhito	JPN	5.800	6.400		12.200
63	256	GIRALDO LOPEZ Jorge Hugo	COL	5.200	6.966		12.166
64	173	KIM Seungil	KOR	4.700	7.433		12.133
65	252	LEIMLEHNER Fabian	AUT	4.100	8.000		12.100
66	171	KIM Hee Hoon	KOR	4.400	7.700		12.100
67	254	VERBAEYS Jimmy	BEL	4.800	6.066		10.866
68	247	SHEK Wai Hung	HKG	4.500	6.333		10.833
69	153	MORANDI Matteo	ITA	0.000	0.000		0.000

LEGEND

D Difficulty

E Execution

Pen Penalty

Q Qualified for Pommel Horse Final

Rx Reserve for Pommel Horse Final



Pommel Horse



North Greenwich Arena
North Greenwich Arena

SAT 28 JUL 2012

Gymnastics Artistic

Gymnastique artistique

Men

Hommes

Qualification - Vault

Qualification - Saut de cheval



Results

Résultats



Rank	Bib	Name	NOC Code	Vault	D Score	E Score	Pen	Vault Score	Total
1	191	ABLYAZIN Denis	RUS	1	7.000	9.300		16.300	16.366 Q
				2	7.200	9.233		16.433	
2	175	YANG Hak Seon	KOR	1	7.000	9.233		16.233	16.333 Q
				2	7.000	9.433		16.433	
3	248	GONZALEZ SEPULVEDA Enrique Tomas	CHI	1	7.000	9.433		16.433	16.149 Q
				2	6.600	9.366	0.1	15.866	
4	214	MIKULAK Samuel	USA	1	7.000	9.300		16.300	16.083 Q
				2	6.600	9.266		15.866	
5	134	THOMAS Kristian	GBR	1	7.000	9.300	0.1	16.200	15.983 Q
				2	6.600	9.166		15.766	
6	185	KOCZI Flavius	ROU	1	7.000	9.166	0.1	16.066	15.949 Q
				2	7.000	8.933	0.1	15.833	
7	111	BOTELLA PEREZ Isaac	ESP	1	6.600	9.266		15.866	15.833 Q
				2	6.600	9.200		15.800	
8	203	RADIVILOV Igor	UKR	1	7.000	9.266		16.266	15.799 Q
				2	7.000	8.633	0.3	15.333	
9	228	KASPIAROVICH Dzmitry	BLR	1	7.000	9.333		16.333	15.666 R1
				2	7.000	8.300	0.3	15.000	
10	151	ANGIOLETTI Matteo	ITA	1	7.000	8.866	0.3	15.566	15.583 R2
				2	6.600	9.000		15.600	
11	205	VERNIAIEV Oleg	UKR	1	7.000	9.333		16.333	15.549 R3
				2	6.600	8.466	0.3	14.766	
12	237	ELSAHARTY Mohamed Sherif	EGY	1	6.200	9.266		15.466	15.483
				2	6.200	9.300		15.500	
13	247	SHEK Wai Hung	HKG	1	6.600	8.400	0.1	14.900	15.466
				2	7.000	9.033		16.033	
14	211	DALTON Jacob	USA	1	7.000	9.200	0.3	15.900	15.333
				2	6.600	8.266	0.1	14.766	
15	238	DAVTYAN Artur	ARM	1	6.200	8.266	0.3	14.166	14.833
				2	6.200	9.300		15.500	
16	174	KIM Soo Myun	KOR	1	6.600	9.066		15.666	14.412
				2	4.200	8.958		13.158	
17	165	YAMAMURO Koji	JPN	1	7.000	8.633	0.3	15.333	14.266
				2	4.200	9.000		13.200	

LEGEND

D Difficulty

E Execution

Pen Penalty

Q Qualified for Vault Final

Rx Reserve for Vault Final



Vault



North Greenwich Arena
North Greenwich Arena

Gymnastics Artistic
Gymnastique artistique

Men
Hommes

SAT 28 JUL 2012

Qualification - Floor Exercise

Qualification - Exercices au sol



Individual Judges Scores

Scores individuels des juges



Rank	Bib	Name	NOC Code	Time	D Score	Execution Jury (E)										Penalty		Total
						E1	E2	E3	E4	E5	E Jury Score	ER1 Score	ER2 Score	ER Score	E Score	L / T / O		
1	105	ZOU Kai	CHN	1:10	6.900	9.1	8.9	9.0	8.9	8.8	8.933	9.0	9.1	9.050	8.933	15.833		
2	164	UCHIMURA Kohei	JPN	1:06	6.700	9.1	8.9	9.0	9.1	9.1	9.066	9.0	9.0	9.000	9.066	15.766		
3	185	KOCZI Flavius	ROU	1:09	6.700	9.1	8.9	9.0	8.9	9.0	8.966	8.6	9.1	8.850	8.966	15.666		
4	211	DALTON Jacob	USA	1:03	6.600	9.1	8.9	9.1	9.0	9.0	9.033	9.1	9.2	9.150	9.033	15.633		
4	222	SHATILOV Alexander	ISR	1:06	6.600	9.0	9.1	8.9	9.0	9.1	9.033	9.1	8.8	8.950	9.033	15.633		
6	248	GONZALEZ SEPULVEDA Enrique Tomas	CHI	1:07	6.500	9.3	8.9	9.0	9.1	9.0	9.033	8.9	9.1	9.000	9.033	15.533		
7	144	NGUYEN Marcel	GER	1:06	6.500	9.2	8.6	9.0	8.8	9.0	8.933	9.1	9.0	9.050	8.933	15.433		
8	191	ABLYAZIN Denis	RUS	1:09	6.900	8.9	8.9	8.4	9.2	8.7	8.833	8.7	9.0	8.850	8.833	15.433		
9	161	KATO Ryohei	JPN	1:07	6.600	8.8	8.9	8.9	8.8	8.8	8.833	8.6	8.9	8.750	8.833	15.433		
10	123	da SILVA Gael	FRA	1:08	6.500	9.2	8.9	9.0	8.7	8.8	8.900	9.0	8.7	8.850	8.900	15.400		
11	134	THOMAS Kristian	GBR	1:08	6.300	9.3	8.9	9.1	9.1	9.0	9.066	9.1	9.1	9.100	9.066	15.366		
12	214	MIKULAK Samuel	USA	1:08	6.600	8.8	8.8	8.6	9.1	8.7	8.766	8.9	8.8	8.850	8.766	15.366		
13	113	GONZALEZ Fabian	ESP	1:01	6.300	9.0	8.8	9.0	8.9	9.0	8.966	8.8	9.1	8.950	8.966	15.266		
14	135	WHITLOCK Max	GBR	1:02	6.500	8.9	8.7	8.7	9.0	8.5	8.766	8.6	8.9	8.750	8.766	15.266		
15	132	PURVIS Daniel	GBR	1:06	6.500	8.8	8.6	8.7	8.7	8.7	8.700	8.7	8.8	8.750	8.700	15.200		
16	215	OROZCO John	USA	1:07	6.100	9.1	8.8	9.2	9.2	8.9	9.066	9.0	9.1	9.050	9.066	15.166		
17	142	HAMBUCHEN Fabian	GER	1:03	6.100	9.2	8.9	8.8	9.0	9.2	9.033	9.1	9.0	9.050	9.033	15.133		
18	193	BELYAVSKIY David	RUS	1:07	6.200	9.0	9.0	9.0	9.1	9.0	9.000	8.8	9.0	8.900	9.000	15.100		
19	213	LEYVA Danell	USA	1:11	6.300	8.9	8.9	8.9	9.0	8.6	8.900	8.8	8.8	8.800	8.900	15.100		
20	204	STEPKO Oleg	UKR	1:07	6.200	8.8	8.8	8.9	8.8	8.9	8.833	8.7	8.8	8.750	8.833	15.033		
21	205	VERNIAIEV Oleg	UKR	1:04	6.500	8.2	8.7	8.5	8.7	8.8	8.633	8.4	8.7	8.550	8.633	15.033		
22	184	COTUNA Vlad Bogdan	ROU	1:07	6.400	8.7	9.0	8.7	8.8	8.6	8.733	8.4	8.6	8.500	* 8.616	* 15.016		
23	112	GOMEZ FUERTES Javier	ESP	1:06	5.900	8.8	9.0	8.9	9.0	8.9	8.933	9.0	9.0	9.000	8.933	14.833		
24	155	POZZO Enrico	ITA	1:06	5.900	9.0	8.7	8.7	8.9	9.0	8.866	9.0	9.0	9.000	8.866	14.766		





North Greenwich Arena
North Greenwich Arena
SAT 28 JUL 2012

Gymnastics Artistic
Gymnastique artistique
Men
Hommes

Qualification - Floor Exercise
Qualification - Exercices au sol



Individual Judges Scores

Scores individuels des juges



Rank	Bib	Name	NOC Code	Time	D Score	Execution Jury (E)										Penalty		Total
						E1	E2	E3	E4	E5	E Jury Score	ER1 Score	ER2 Score	ER Score	E Score	L / T / O		
25	245	CAPELLI Claudio	SUI	1:00	6.000	8.6	8.7	8.8	8.8	8.8	8.766	8.5	8.8	8.650	8.766		14.766	
26	141	BOY Philipp	GER	1:05	6.200	8.4	8.6	8.2	8.9	8.7	8.566	8.4	8.8	8.600	8.566		14.766	
27	174	KIM Soo Myun	KOR	1:09	6.600	8.2	8.1	8.2	7.9	8.4	8.166	8.1	8.5	8.300	8.166		14.766	
28	131	OLDHAM Sam	GBR	1:04	6.300	8.9	8.3	8.4	8.6	8.5	8.500	8.7	8.3	8.500	8.500	.1 / .0 / .0	14.700	
29	181	BATAGA Cristian Ioan	ROU	1:06	5.800	8.9	8.5	8.9	8.8	9.0	8.866	8.7	8.9	8.800	8.866		14.666	
29	253	CAESAR Quazi Syque	BAN	1:00	5.800	8.7	8.6	8.9	9.0	9.0	8.866	8.7	8.7	8.700	8.866		14.666	
31	104	ZHANG Chenglong	CHN	1:09	6.500	8.5	8.1	8.2	8.2	8.1	8.166	8.1	8.3	8.200	8.166		14.666	
32	115	MUNOZ Sergio	ESP	1:08	5.900	8.9	8.6	8.6	9.0	8.6	8.700	8.7	8.5	8.600	8.700		14.600	
33	240	SHIKHALIYEV Shakir	AZE	1:09	6.100	8.6	8.2	8.2	8.7	8.8	8.500	8.6	8.5	8.550	8.500		14.600	
34	194	GARIBOV Emin	RUS	1:08	5.700	8.9	8.9	9.0	8.6	9.0	8.933	9.1	8.8	8.950	8.933	.1 / .0 / .0	14.533	
34	201	KUKSENKOV Mykola	UKR	1:11	5.700	9.2	8.9	9.0	8.8	8.9	8.933	8.8	8.9	8.850	8.933	.0 / .1 / .0	14.533	
36	251	SASAKI JUNIOR Sergio	BRA	1:05	5.700	8.8	8.7	9.0	8.7	9.1	8.833	9.1	8.8	8.950	8.833		14.533	
37	125	TOMMASONE Cyril	FRA	1:09	5.800	8.8	8.7	8.8	8.8	9.0	8.800	8.9	8.9	8.900	8.800	.1 / .0 / .0	14.500	
38	254	VERBAEYS Jimmy	BEL	1:08	6.000	8.8	8.4	8.2	8.8	8.3	8.500	8.4	8.7	8.550	8.500		14.500	
39	121	BENY Pierre Yves	FRA	1:08	5.400	9.0	8.7	9.0	9.1	9.1	9.033	8.9	9.1	9.000	9.033		14.433	
40	102	FENG Zhe	CHN		6.000	8.5	8.7	8.1	8.8	8.4	8.533	8.4	8.6	8.500	8.533	.0 / .1 / .0	14.433	
41	165	YAMAMURO Koji	JPN	1:08	6.200	8.2	8.3	8.1	8.2	8.5	8.233	8.0	8.1	8.050	8.233		14.433	
42	183	BUIDOSO Ovidiu	ROU	1:06	5.900	8.0	8.7	8.4	8.7	8.3	8.466	8.3	8.2	8.250	8.466		14.366	
43	154	OTTAVI Paolo	ITA	1:08	5.600	8.7	8.6	8.7	8.7	8.5	8.666	8.7	8.3	8.500	8.666		14.266	
44	242	KONECNY Martin	CZE	1:05	5.800	8.6	8.5	8.4	8.5	8.4	8.466	8.4	8.5	8.450	8.466		14.266	
45	231	ALMEIDA CAMPOS Manuel	POR	1:09	5.600	8.7	8.5	8.6	8.6	8.5	8.566	8.6	8.5	8.550	8.566		14.166	
46	153	MORANDI Matteo	ITA	1:07	5.200	8.7	8.8	9.1	9.2	8.9	8.933	8.9	9.1	9.000	8.933		14.133	
47	202	NAKONECHNYI Vitalii	UKR	1:10	5.700	8.4	8.4	8.3	8.3	8.7	8.366	8.5	8.2	8.350	8.366		14.066	
48	195	PAKHOMENKO Igor	RUS	1:10	6.200	7.5	7.7	8.1	7.9	8.0	7.866	8.0	8.3	8.150	7.866		14.066	



North Greenwich Arena
North Greenwich Arena

Gymnastics Artistic
Gymnastique artistique

Men
Hommes

SAT 28 JUL 2012

Qualification - Floor Exercise

Qualification - Exercices au sol



Individual Judges Scores

Scores individuels des juges



Rank	Bib	Name	NOC Code	Time	D Score	Execution Jury (E)										Penalty		Total
						E1	E2	E3	E4	E5	E Jury Score	ER1 Score	ER2 Score	ER Score	E Score	L / T / O		
49	175	YANG Hak Seon	KOR	1:08	6.400	7.7	7.5	7.3	8.2	7.8	7.666	7.9	7.8	7.850	7.666		14.066	
50	151	ANGIOLETTI Matteo	ITA	1:06	5.500	8.4	8.5	8.7	8.5	8.6	8.533	8.4	8.7	8.550	8.533		14.033	
51	221	ARONOVICH Felix	ISR	1:08	5.600	8.3	8.6	8.3	8.7	8.4	8.433	8.1	8.7	8.400	8.433		14.033	
52	111	BOTELLA PEREZ Isaac	ESP	1:10	6.500	7.6	7.5	7.5	7.4	7.7	7.533	7.5	7.6	7.550	7.533		14.033	
53	236	BEHAN Kieran	IRL	1:10	6.400	7.8	7.4	7.6	7.4	7.7	7.566	7.5	7.3	7.400	7.566		13.966	
54	258	KULESZA Roman	POL	1:03	5.200	8.9	8.7	8.6	8.4	9.0	8.733	8.8	8.8	8.800	8.733		13.933	
55	230	GORBACHEV Stepan	KAZ	1:10	5.800	8.1	8.7	8.5	8.9	8.9	8.700	8.2	8.7	8.450	8.700	.6 / 0 / 0	13.900	
56	237	ELSAHARTY Mohamed Sherif	EGY	1:02	5.500	8.6	8.5	8.3	8.7	8.4	8.500	8.5	8.2	8.350	8.500	.1 / 0 / 0	13.900	
57	238	DAVTYAN Artur	ARM	0:57	4.900	8.6	8.8	9.1	8.9	9.0	8.900	8.7	9.0	8.850	8.900		13.800	
58	227	JEFFERIS Joshua	AUS	1:07	5.500	8.5	8.7	8.6	8.4	8.8	8.600	8.6	8.6	8.600	8.600	.3 / 0 / 0	13.800	
59	249	HYPOLITO Diego	BRA	1:04	6.000	7.8	7.6	7.6	8.0	7.9	7.766	7.7	7.9	7.800	7.766		13.766	
60	232	BOUALLEGUE Wajdi	TUN	1:10	6.400	8.0	7.6	8.2	8.1	8.1	8.066	7.7	7.4	7.550	* 7.808	.5 / 0 / 0	* 13.708	
61	162	TANAKA Kazuhito	JPN	1:06	6.000	8.1	7.9	8.4	7.9	8.2	8.066	8.0	7.8	7.900	8.066	.4 / 0 / 0	13.666	
62	239	MOLINARI Federico	ARG	0:55	4.500	9.0	8.9	8.9	8.9	9.1	8.933	8.8	8.7	8.750	8.933		13.433	
63	247	SHEK Wai Hung	HKG	1:09	5.800	7.3	7.3	6.8	7.7	7.5	7.366	7.9	7.8	7.850	* 7.608		* 13.408	
64	256	GIRALDO LOPEZ Jorge Hugo	COL	1:03	5.600	7.4	8.0	7.7	8.4	8.0	7.900	7.5	8.1	7.800	7.900	.1 / 0 / 0	13.400	
65	145	TOBA Andreas	GER	1:09	5.700	7.1	7.6	7.6	7.3	7.4	7.433	7.7	6.9	7.300	7.433		13.133	
66	252	LEIMLEHNER Fabian	AUT	1:09	5.300	7.2	7.7	7.7	7.7	7.6	7.666	7.7	7.9	7.800	7.666		12.966	
67	171	KIM Hee Hoon	KOR	1:09	6.100	7.6	7.4	7.3	6.7	6.7	7.133	6.6	7.5	7.050	7.133	.3 / 0 / 0	12.933	
68	235	TREFILOVS Dmitrijs	LAT	1:07	5.400	7.7	7.6	7.6	7.5	7.6	7.600	7.4	7.6	7.500	7.600	.1 / 0 / 0	12.900	
69	172	KIM Jihoon	KOR	1:09	5.500	7.0	7.4	7.2	7.8	7.6	7.400	7.4	7.2	7.300	7.400		12.900	
70	103	GUO Weiyang	CHN	1:17	5.600	7.0	7.1	7.2	7.2	7.2	7.166	7.5	6.7	7.100	7.166	.0 / 5 / 0	12.266	



North Greenwich Arena
North Greenwich Arena

SAT 28 JUL 2012

Gymnastics Artistic
Gymnastique artistique

Men
Hommes

Qualification - Floor Exercise
Qualification - Exercices au sol



Individual Judges Scores

Scores individuels des juges



Rank	Bib	Name	NOC Code	Time	D Score	Execution Jury (E)										Penalty		Total
						E1	E2	E3	E4	E5	E Jury Score	ER1 Score	ER2 Score	ER Score	E Score	L / T / O		

LEGEND

* Reference score applied

L Line



Floor

D Difficulty

O Other

E Execution

Spec Ded Specific apparatus deduction

Ex Execution Judges (x=1-5)

T Time

ER Execution Reference

ERx Execution Reference Judges (x=1-2)





North Greenwich Arena
North Greenwich Arena

SAT 28 JUL 2012

Gymnastics Artistic
Gymnastique artistique

Men
Hommes

Qualification - Parallel Bars
Qualification - Barres parallèles



Individual Judges Scores

Scores individuels des juges



Rank	Bib	Name	NOC Code	D Score	Execution Jury (E)										Penalty		Total
					E1	E2	E3	E4	E5	E Jury Score	ER1 Score	ER2 Score	ER Score	E Score	L / T / O		
1	163	TANAKA Yusuke	JPN	6.400	9.5	9.4	9.1	9.5	9.5	9.466	9.5	9.3	9.400	9.466	15.866		
2	162	TANAKA Kazuhito	JPN	6.700	8.9	8.9	8.6	9.0	8.9	8.900	9.2	9.1	9.150	* 9.025	* 15.725		
3	102	FENG Zhe	CHN	7.000	9.0	8.5	8.6	8.6	8.7	8.633	8.8	8.5	8.650	8.633	15.633		
4	194	GARIBOV Emin	RUS	6.500	9.1	9.2	8.9	9.0	9.3	9.100	8.7	9.1	8.900	9.100	15.600		
5	164	UCHIMURA Kohei	JPN	6.500	9.1	8.9	9.0	9.2	9.0	9.033	9.3	9.0	9.150	9.033	15.533		
6	144	NGUYEN Marcel	GER	6.800	8.6	8.6	8.6	8.6	8.7	8.600	8.7	9.0	8.850	* 8.725	* 15.525		
7	226	TSOLAKIDIS Vasiletos	GRE	6.500	9.0	8.9	9.3	9.0	8.9	8.966	9.0	8.8	8.900	8.966	15.466		
8	257	CORRAL BARRON Daniel	MEX	6.600	8.7	8.9	8.9	8.8	8.8	8.833	8.6	8.8	8.700	8.833	15.433		
9	104	ZHANG Chenglong	CHN	6.500	8.8	9.1	8.9	8.9	8.6	8.866	8.9	8.8	8.850	8.866	15.366		
9	124	SABOT Hamilton	FRA	6.500	9.1	8.7	8.9	8.9	8.8	8.866	8.8	8.8	8.800	8.866	15.366		
11	234	PIASECKY Samuel	SVK	6.400	8.8	9.0	8.8	9.3	8.8	8.866	9.1	9.0	9.050	* 8.958	* 15.358		
12	213	LEYVA Danell	USA	6.600	8.7	8.8	8.7	9.0	8.7	8.733	8.5	8.9	8.700	8.733	15.333		
13	214	MIKULAK Samuel	USA	6.200	9.0	9.0	9.0	9.1	9.1	9.033	9.2	9.2	9.200	* 9.116	* 15.316		
14	193	BELYAVSKIY David	RUS	6.400	8.5	9.0	8.8	9.0	8.9	8.900	9.0	8.7	8.850	8.900	15.300		
15	142	HAMBUCHEN Fabian	GER	6.500	8.8	8.9	8.7	8.7	9.0	8.800	8.8	8.9	8.850	8.800	15.300		
16	182	BERBECAR Marius Daniel	ROU	6.600	8.8	8.6	8.7	8.6	8.4	8.633	8.7	8.9	8.800	8.633	15.233		
17	251	SASAKI JUNIOR Sergio	BRA	6.200	9.0	9.0	8.9	9.0	9.0	9.000	9.0	9.1	9.050	9.000	15.200		
18	243	ZONDERLAND Epke	NED	6.400	9.0	8.7	8.8	8.7	8.6	8.733	9.0	8.7	8.850	8.733	15.133		
19	233	PHAM Phuoc Hung	VIE	6.800	8.5	8.0	8.7	8.5	7.5	8.333	8.1	8.6	8.350	8.333	15.133		
20	125	TOMMASONNE Cyril	FRA	6.200	8.6	9.0	8.9	9.2	8.8	8.900	9.0	8.8	8.900	8.900	15.100		
21	112	GOMEZ FUERTES Javier	ESP	6.000	9.2	9.1	9.0	8.9	9.1	9.066	9.2	9.0	9.100	9.066	15.066		
22	201	KUKSENKOV Mykola	UKR	6.500	8.6	8.9	8.6	8.5	8.3	8.566	8.5	8.6	8.550	8.566	15.066		
23	141	BOY Philipp	GER	6.200	8.8	8.7	8.7	8.9	8.6	8.733	8.7	8.7	8.700	8.733	14.933		
24	122	CUCHERAT Yann	FRA	6.200	8.7	8.8	8.6	8.6	9.1	8.700	9.0	8.7	8.850	8.700	14.900		



North Greenwich Arena
North Greenwich Arena
SAT 28 JUL 2012

Gymnastics Artistic
Gymnastique artistique
Men
Hommes
Qualification - Parallel Bars
Qualification - Barres parallèles



Individual Judges Scores

Scores individuels des juges



Rank	Bib	Name	NOC Code	D Score	Execution Jury (E)										Penalty		Total
					E1	E2	E3	E4	E5	E Jury Score	ER1 Score	ER2 Score	ER Score	E Score	L / T / O		
25	184	COTUNA Vlad Bogdan	ROU	6.500	8.3	8.3	8.5	8.2	8.5	8.366	8.4	8.5	8.450	8.366	14.866		
26	192	BALANDIN Aleksandr	RUS	6.100	8.6	8.8	8.4	8.9	8.6	8.666	8.7	8.5	8.600	8.666	14.766		
27	253	CAESAR Quazi Syque	BAN	6.200	8.6	8.6	8.6	8.5	8.5	8.566	8.5	8.7	8.600	8.566	14.766		
28	183	BUIDOSO Ovidiu	ROU	6.000	8.8	8.7	8.7	9.0	8.5	8.733	8.7	8.8	8.750	8.733	14.733		
29	114	LOPEZ Ruben	ESP	6.100	8.9	8.5	8.8	8.5	8.6	8.633	8.7	8.9	8.800	8.633	14.733		
30	132	PURVIS Daniel	GBR	6.400	8.1	8.2	8.5	8.7	8.3	8.333	8.1	8.2	8.150	8.333	14.733		
31	222	SHATILOV Alexander	ISR	5.700	9.2	9.1	9.0	8.8	8.9	9.000	9.1	9.1	9.100	9.000	14.700		
32	121	BENY Pierre Yves	FRA	6.000	8.8	8.6	8.3	8.8	8.7	8.700	8.7	8.6	8.650	8.700	14.700		
33	174	KIM Soo Myun	KOR	6.100	8.6	8.6	8.9	8.6	8.4	8.600	8.3	8.6	8.450	8.600	14.700		
34	258	KULESZA Roman	POL	6.200	8.6	8.5	8.3	8.6	8.4	8.500	8.8	8.5	8.650	8.500	14.700		
35	131	OLDHAM Sam	GBR	6.100	8.6	8.7	8.7	8.3	8.4	8.566	8.6	8.3	8.450	8.566	14.666		
36	143	KRIMMER Sebastian	GER	6.200	8.4	8.4	8.1	9.0	8.5	8.433	8.5	8.5	8.500	8.433	14.633		
37	134	THOMAS Kristian	GBR	5.800	8.8	8.8	8.5	9.0	8.5	8.700	9.1	8.8	8.950	* 8.825	* 14.625		
38	245	CAPELLI Claudio	SUI	6.100	8.3	8.7	8.6	8.5	8.4	8.500	8.2	8.7	8.450	8.500	14.600		
39	227	JEFFERIS Joshua	AUS	6.500	7.8	8.1	8.0	8.2	8.1	8.066	7.8	8.3	8.050	8.066	14.566		
40	205	VERNIAIEV Oleg	UKR	6.900	7.3	7.8	7.6	7.6	7.9	7.666	7.4	7.7	7.550	7.666	14.566		
41	215	OROZCO John	USA	6.200	8.5	8.2	8.2	8.7	8.3	8.333	8.3	7.8	8.050	8.333	14.533		
42	254	VERBAEYS Jimmy	BEL	6.300	7.9	7.8	8.3	8.6	8.0	8.066	8.3	8.5	8.400	* 8.233	* 14.533		
43	153	MORANDI Matteo	ITA	5.600	8.6	9.0	8.8	9.1	8.9	8.900	8.6	9.0	8.800	8.900	14.500		
44	154	OTTAVI Paolo	ITA	5.700	8.8	8.9	8.7	8.4	9.0	8.800	8.4	8.8	8.600	8.800	14.500		
45	231	ALMEIDA CAMPOS Manuel	POR	5.800	8.9	8.5	8.6	8.5	8.7	8.600	8.7	8.9	8.800	8.600	14.400		
46	155	POZZO Enrico	ITA	5.700	8.4	8.7	8.6	8.7	8.8	8.666	8.5	8.6	8.550	8.666	14.366		
47	238	DAVTYAN Artur	ARM	4.900	9.5	9.4	9.0	9.2	9.4	9.333	9.6	9.3	9.450	9.333	14.233		
48	221	ARONOVICH Felix	ISR	5.900	8.3	8.5	8.4	8.3	7.9	8.333	8.1	8.1	8.100	8.333	14.233		



North Greenwich Arena
North Greenwich Arena

Gymnastics Artistic
Gymnastique artistique

Men
Hommes

SAT 28 JUL 2012

Qualification - Parallel Bars
Qualification - Barres parallèles



Individual Judges Scores

Scores individuels des juges



Rank	Bib	Name	NOC Code	D Score	Execution Jury (E)										Penalty		Total
					E1	E2	E3	E4	E5	E Jury Score	ER1 Score	ER2 Score	ER Score	E Score	L / T / O		
49	252	LEIMLEHNER Fabian	AUT	5.500	8.9	8.6	8.6	9.0	8.6	8.700	8.8	9.0	8.900	8.700		14.200	
50	165	YAMAMURO Koji	JPN	6.200	8.1	8.0	8.1	7.6	7.9	8.000	7.8	7.8	7.800	8.000		14.200	
51	202	NAKONECHNYI Vitalii	UKR	5.600	8.4	8.6	8.5	8.6	8.5	8.533	8.6	8.7	8.650	8.533		14.133	
52	173	KIM Seungil	KOR	5.600	8.4	8.4	8.6	8.5	8.2	8.433	8.3	8.4	8.350	8.433		14.033	
53	103	GUO Weiyang	CHN	6.700	7.3	7.2	7.9	7.3	6.6	7.266	7.1	7.1	7.100	7.266		13.966	
54	135	WHITLOCK Max	GBR	5.700	8.0	8.3	8.1	8.2	8.3	8.200	8.1	8.2	8.150	8.200		13.900	
55	115	MUNOZ Sergio	ESP	5.100	8.9	8.8	8.6	8.8	8.6	8.733	8.8	8.6	8.700	8.733		13.833	
56	152	BUSNARI Alberto	ITA	5.100	8.7	8.6	8.5	8.8	8.7	8.666	8.7	8.7	8.700	8.666		13.766	
57	242	KONECNY Martin	CZE	5.200	8.2	8.6	8.4	8.6	8.6	8.533	8.5	8.4	8.450	8.533		13.733	
58	171	KIM Hee Hoon	KOR	5.200	8.4	8.6	8.9	8.2	8.5	8.500	8.5	8.5	8.500	8.500		13.700	
59	240	SHIKHALIYEV Shakir	AZE	5.000	8.5	8.8	8.2	9.0	8.7	8.666	8.5	8.5	8.500	8.666		13.666	
60	256	GIRALDO LOPEZ Jorge Hugo	COL	6.100	7.3	7.7	7.4	7.7	7.5	7.533	6.6	7.7	7.150	7.533		13.633	
61	235	TREFILOVS Dmitrijs	LAT	4.900	9.0	8.8	8.6	8.5	8.4	8.633	8.6	8.8	8.700	8.633		13.533	
62	185	KOCZI Flavius	ROU	5.900	7.7	7.8	7.5	7.3	7.6	7.600	7.5	7.5	7.500	7.600		13.500	
63	230	GORBACHEV Stepan	KAZ	5.400	7.7	8.1	8.5	8.0	8.0	8.033	7.8	8.1	7.950	8.033		13.433	
64	225	MARAS Vlasios	GRE	4.800	8.7	8.6	8.6	8.5	8.6	8.600	8.6	8.8	8.700	8.600		13.400	
65	237	ELSAHARTY Mohamed Sherif	EGY	5.600	7.8	8.5	8.0	7.6	7.5	7.800	7.7	7.9	7.800	7.800		13.400	
66	204	STEPKO Oleg	UKR	6.700	6.4	6.8	6.7	7.2	6.5	6.666	6.8	6.8	6.800	6.666		13.366	
67	113	GONZALEZ Fabian	ESP	5.600	7.8	7.7	7.7	7.6	8.1	7.733	7.8	8.0	7.900	7.733		13.333	
68	212	HORTON Jonathan	USA	6.100	7.0	7.1	7.3	7.0	6.8	7.033	7.1	7.3	7.200	7.033		13.133	
69	101	CHEN Yibing	CHN	3.900	9.1	9.0	8.8	9.2	8.9	9.000	9.0	8.7	8.850	9.000		12.900	
70	175	YANG Hak Seon	KOR	5.000	6.9	7.0	7.3	7.0	6.8	6.966	7.0	6.6	6.800	6.966		11.966	
71	191	ABLYAZIN Denis	RUS	0.000	0.0	0.0	0.0	0.0	0.0	0.000	0.0	0.0	0.000	0.000		0.000	



North Greenwich Arena
North Greenwich Arena

SAT 28 JUL 2012

Gymnastics Artistic
Gymnastique artistique

Men
Hommes

Qualification - Parallel Bars
Qualification - Barres parallèles



Individual Judges Scores

Scores individuels des juges



Rank	Bib	Name	NOC Code	D Score	Execution Jury (E)										Penalty		Total
					E1	E2	E3	E4	E5	E Jury Score	ER1 Score	ER2 Score	ER Score	E Score	L / T / O		

LEGEND

* Reference score applied D Difficulty E Execution Ex Execution Judges (x=1-5) ER Execution Reference ERx Execution Reference Judges (x=1-2)
L Line O Other Spec Ded Specific apparatus deduction T Time

Parallel Bars



C75C-ref 1.0

Report Created SAT 28 JUL 2012 21:47

Page 4/4





North Greenwich Arena
North Greenwich Arena

SAT 28 JUL 2012

Gymnastics Artistic
Gymnastique artistique

Men
Hommes

Qualification - Horizontal Bar
Qualification - Barre fixe



Individual Judges Scores

Scores individuels des juges



Rank	Bib	Name	NOC Code	D Score	Execution Jury (E)										Penalty		Total
					E1	E2	E3	E4	E5	E Jury Score	ER1 Score	ER2 Score	ER Score	E Score	L / T / O		
1	243	ZONDERLAND Epke	NED	7.500	8.8	8.8	8.1	8.2	8.4	8.466	8.6	8.6	8.600	8.466	15.966		
2	104	ZHANG Chenglong	CHN	7.500	8.3	8.5	8.3	8.8	8.5	8.433	8.7	8.5	8.600	8.433	15.933		
3	213	LEYVA Danell	USA	7.200	9.0	8.6	8.5	8.5	8.9	8.666	8.7	8.5	8.600	8.666	15.866		
4	142	HAMBUCHEN Fabian	GER	7.000	8.6	8.8	8.5	8.6	8.7	8.633	8.6	8.5	8.550	8.633	15.633		
5	212	HORTON Jonathan	USA	6.800	8.5	9.1	8.9	8.7	8.7	8.766	8.9	8.6	8.750	8.766	15.566		
6	194	GARIBOV Emin	RUS	7.300	8.1	8.2	8.6	8.2	8.4	8.266	8.4	8.3	8.350	8.266	15.566		
7	105	ZOU Kai	CHN	7.400	8.1	8.2	8.1	8.4	7.9	8.133	8.2	8.5	8.350	8.133	15.533		
8	172	KIM Jihoon	KOR	7.300	8.2	8.2	8.5	8.0	8.2	8.200	8.2	8.3	8.250	8.200	15.500		
9	134	THOMAS Kristian	GBR	6.500	8.9	8.9	8.7	8.8	9.0	8.866	8.9	8.9	8.900	8.866	15.366		
10	215	OROZCO John	USA	6.700	8.6	8.3	8.6	8.7	8.5	8.566	8.7	8.5	8.600	8.566	15.266		
11	131	OLDHAM Sam	GBR	6.700	8.7	8.2	8.4	8.5	8.3	8.400	8.3	8.2	8.250	8.400	15.100		
12	222	SHATILOV Alexander	ISR	6.300	8.5	9.0	8.7	8.7	8.7	8.700	8.7	8.3	8.500	8.700	15.000		
13	113	GONZALEZ Fabian	ESP	6.700	8.2	8.4	8.3	8.7	8.2	8.300	8.1	8.3	8.200	8.300	15.000		
14	102	FENG Zhe	CHN	6.900	8.0	8.9	7.7	8.4	7.9	8.100	8.4	8.3	8.350	8.100	15.000		
15	144	NGUYEN Marcel	GER	7.000	8.1	7.9	8.0	7.8	8.1	8.000	7.9	7.7	7.800	8.000	15.000		
16	164	UCHIMURA Kohei	JPN	7.200	7.7	7.9	8.0	7.7	7.8	7.800	7.9	8.1	8.000	7.800	15.000		
17	123	da SILVA Gael	FRA	6.400	8.8	8.7	8.5	8.3	8.5	8.566	8.7	8.4	8.550	8.566	14.966		
18	103	GUO Weiyang	CHN	6.800	8.2	8.0	8.0	8.2	8.2	8.133	8.5	8.2	8.350	8.133	14.933		
19	193	BELYAVSKIY David	RUS	6.100	9.0	8.7	8.9	8.5	8.7	8.766	8.8	8.8	8.800	8.766	14.866		
20	124	SABOT Hamilton	FRA	6.300	8.7	8.5	8.4	8.7	8.5	8.566	8.9	8.2	8.550	8.566	14.866		
21	202	NAKONECHNYI Vitalii	UKR	6.400	8.6	8.4	8.3	8.1	8.5	8.400	8.0	8.3	8.150	8.400	14.800		
22	245	CAPELLI Claudio	SUI	6.300	8.5	8.5	8.3	8.6	8.4	8.466	8.7	8.2	8.450	8.466	14.766		
23	132	PURVIS Daniel	GBR	6.100	8.5	8.8	8.3	9.0	8.6	8.633	8.7	8.5	8.600	8.633	14.733		
24	258	KULESZA Roman	POL	6.700	7.9	8.2	8.0	8.1	8.0	8.033	7.7	7.7	7.700	8.033	14.733		



North Greenwich Arena
North Greenwich Arena
SAT 28 JUL 2012

Gymnastics Artistic
Gymnastique artistique
Men
Hommes
Qualification - Horizontal Bar
Qualification - Barre fixe



Individual Judges Scores
Scores individuels des juges



Rank	Bib	Name	NOC Code	D Score	Execution Jury (E)										Penalty		Total
					E1	E2	E3	E4	E5	E Jury Score	ER1 Score	ER2 Score	ER Score	E Score	L / T / O		
25	201	KUKSENKOV Mykola	UKR	6.900	7.7	8.1	7.8	7.7	7.8	7.766	7.6	7.7	7.650	7.766		14.666	
26	143	KRIMMER Sebastian	GER	6.400	8.0	8.2	8.1	8.3	8.4	8.200	8.3	8.2	8.250	8.200		14.600	
27	112	GOMEZ FUERTES Javier	ESP	5.900	8.9	8.6	8.7	8.5	8.6	8.633	8.6	8.5	8.550	8.633		14.533	
28	251	SASAKI JUNIOR Sergio	BRA	6.600	7.8	8.0	8.1	7.7	8.0	7.933	8.3	8.0	8.150	7.933		14.533	
29	155	POZZO Enrico	ITA	6.000	7.9	8.6	8.5	8.5	8.5	8.500	8.4	8.4	8.400	8.500		14.500	
30	162	TANAKA Kazuhito	JPN	6.700	7.5	8.0	7.8	7.7	7.6	7.700	7.8	7.5	7.650	7.700		14.400	
31	122	CUCHERAT Yann	FRA	6.000	8.6	8.1	8.3	8.6	8.2	8.366	8.5	8.3	8.400	8.366		14.366	
32	165	YAMAMURO Koji	JPN	6.400	8.4	7.9	8.0	7.9	8.0	7.966	8.0	7.7	7.850	7.966		14.366	
33	254	VERBAEYS Jimmy	BEL	5.900	8.7	8.4	8.5	8.3	8.4	8.433	8.4	8.4	8.400	8.433		14.333	
34	114	LOPEZ Ruben	ESP	5.900	8.5	8.4	8.3	8.3	8.5	8.400	8.5	8.4	8.450	8.400		14.300	
35	225	MARAS Vlasios	GRE	7.000	7.2	7.1	7.7	7.5	7.2	7.300	6.9	7.0	6.950	7.300		14.300	
36	163	TANAKA Yusuke	JPN	6.500	7.7	7.7	7.7	7.8	7.6	7.700	7.8	7.4	7.600	7.700		14.200	
37	125	TOMMASONI Cyril	FRA	5.500	8.6	8.7	8.6	8.6	8.7	8.633	8.7	8.5	8.600	8.633		14.133	
38	242	KONECNY Martin	CZE	6.900	7.2	7.5	7.0	7.4	6.8	7.200	7.2	7.4	7.300	7.200		14.100	
39	154	OTTAVI Paolo	ITA	5.800	8.2	8.4	8.7	8.1	8.2	8.266	8.5	8.4	8.450	8.266		14.066	
40	183	BUIDOSO Ovidiu	ROU	6.000	8.1	8.3	8.0	8.0	8.1	8.066	8.4	8.2	8.300	8.066		14.066	
41	205	VERNIAIEV Oleg	UKR	6.300	7.8	8.2	7.7	7.8	7.6	7.766	7.8	7.9	7.850	7.766		14.066	
42	235	TREFILOVS Dmitrijs	LAT	5.800	8.2	8.3	8.2	8.3	8.2	8.233	8.2	8.4	8.300	8.233		14.033	
43	214	MIKULAK Samuel	USA	6.600	7.5	7.4	7.7	7.2	7.4	7.433	7.5	7.3	7.400	7.433		14.033	
44	195	PAKHOMENKO Igor	RUS	6.500	7.5	7.9	7.2	7.5	7.5	7.500	7.5	7.2	7.350	7.500		14.000	
45	174	KIM Soo Myun	KOR	6.300	7.8	7.8	7.3	7.4	7.7	7.633	8.0	7.5	7.750	7.633		13.933	
46	255	GAFUIK Nathan	CAN	6.600	7.4	7.6	7.4	7.0	7.0	7.266	7.1	6.9	7.000	7.266		13.866	
47	141	BOY Philipp	GER	6.800	6.8	7.3	7.1	7.1	6.7	7.000	6.9	6.9	6.900	7.000		13.800	
48	227	JEFFERIS Joshua	AUS	5.600	8.1	7.8	8.3	8.2	8.2	8.166	8.2	8.4	8.300	8.166		13.766	





North Greenwich Arena
North Greenwich Arena

Gymnastics Artistic
Gymnastique artistique

Men
Hommes

SAT 28 JUL 2012

Qualification - Horizontal Bar

Qualification - Barre fixe



Individual Judges Scores

Scores individuels des juges



Rank	Bib	Name	NOC Code	D Score	Execution Jury (E)										Penalty		Total
					E1	E2	E3	E4	E5	E Jury Score	ER1 Score	ER2 Score	ER Score	E Score	L / T / O		
49	191	ABLYAZIN Denis	RUS	5.700	7.8	8.7	8.1	7.5	8.2	8.033	8.1	8.0	8.050	8.033	13.733		
50	253	CAESAR Quazi Syque	BAN	5.400	8.1	8.4	8.5	8.0	8.4	8.300	8.5	8.2	8.350	8.300	13.700		
51	182	BERBECAR Marius Daniel	ROU	5.500	8.2	8.4	8.3	8.1	8.1	8.200	7.9	8.1	8.000	8.200	13.700		
52	237	ELSAHARTY Mohamed Sherif	EGY	5.600	8.1	8.1	8.0	7.8	8.3	8.066	7.9	8.3	8.100	8.066	13.666		
53	230	GORBACHEV Stepan	KAZ	5.900	8.2	7.6	7.2	7.7	8.0	7.766	7.7	7.5	7.600	7.766	13.666		
54	252	LEIMLEHNER Fabian	AUT	5.900	7.6	7.7	7.7	7.6	7.4	7.633	7.6	7.6	7.600	7.633	13.533		
55	247	SHEK Wai Hung	HKG	6.400	6.8	7.4	7.3	7.3	6.7	7.133	7.6	7.3	7.450	7.133	13.533		
56	221	ARONOVICH Felix	ISR	5.500	7.8	8.0	8.0	8.2	8.0	8.000	7.9	7.7	7.800	8.000	13.500		
57	256	GIRALDO LOPEZ Jorge Hugo	COL	5.600	8.1	7.5	8.1	8.2	7.4	7.900	7.7	7.9	7.800	7.900	13.500		
58	184	COTUNA Viad Bogdan	ROU	6.300	7.5	7.6	8.1	7.5	7.5	7.533	6.7	7.0	6.850	* 7.191	* 13.491		
59	204	STEPKO Oleg	UKR	5.600	8.1	7.7	7.7	8.1	7.8	7.866	7.6	7.5	7.550	7.866	13.466		
60	238	DAVTYAN Artur	ARM	4.400	8.9	8.9	9.1	8.7	9.1	8.966	9.0	9.1	9.050	8.966	13.366		
61	115	MUNOZ Sergio	ESP	5.700	7.9	7.3	7.8	7.4	7.5	7.566	8.0	7.7	7.850	7.566	13.266		
62	173	KIM Seungil	KOR	5.600	7.5	7.9	7.6	7.7	7.6	7.633	7.4	8.0	7.700	7.633	13.233		
63	231	ALMEIDA CAMPOS Manuel	POR	6.100	7.9	6.8	7.6	6.7	6.9	7.100	6.7	7.0	6.850	7.100	13.200		
64	133	SMITH Louis	GBR	5.000	7.9	8.3	8.0	8.1	8.0	8.033	8.3	8.0	8.150	8.033	13.033		
65	234	PIASECKY Samuel	SVK	5.500	7.0	7.2	7.3	7.5	6.7	7.166	7.1	7.1	7.100	7.166	12.666		
66	185	KOCZI Flavius	ROU	4.800	8.5	7.1	7.4	8.5	8.3	8.066	7.7	7.5	7.600	* 7.833	* 12.633		
67	152	BUSNARI Alberto	ITA	5.000	7.3	7.0	7.3	7.0	6.9	7.100	6.7	7.3	7.000	7.100	12.100		
68	175	YANG Hak Seon	KOR	4.000	7.3	7.1	7.4	7.0	7.3	7.233	7.4	7.4	7.400	7.233	11.233		
69	240	SHIKHALIYEV Shakir	AZE	4.800	4.6	5.9	6.0	6.5	5.6	5.833	6.0	6.2	6.100	5.833	10.633		
70	153	MORANDI Matteo	ITA	0.000	0.0	0.0	0.0	0.0	0.0	0.000	0.0	0.0	0.000	0.000	0.000		



North Greenwich Arena
North Greenwich Arena

SAT 28 JUL 2012

Gymnastics Artistic
Gymnastique artistique

Men
Hommes

Qualification - Horizontal Bar
Qualification - Barre fixe



Individual Judges Scores

Scores individuels des juges



Rank	Bib	Name	NOC Code	D Score	Execution Jury (E)										Penalty	Total
					E1	E2	E3	E4	E5	E Jury Score	ER1 Score	ER2 Score	ER Score	E Score	L / T / O	

LEGEND

* Reference score applied
L Line

E Execution
Spec Ded Specific apparatus deduction

Ex Execution Judges (x=1-5)
T Time

ER Execution Reference

ERx Execution Reference Judges (x=1-2)

Horizontal Bar



C75C-ref 1.0

Report Created SAT 28 JUL 2012 21:47

Page 4/4





North Greenwich Arena
North Greenwich Arena

Gymnastics Artistic
Gymnastique artistique
Men
Hommes
Qualification - Rings
Qualification - Anneaux

SAT 28 JUL 2012



Individual Judges Scores

Scores individuels des juges



Rank	Bib	Name	NOC Code	D Score	Execution Jury (E)										Penalty		Total
					E1	E2	E3	E4	E5	E Jury Score	ER1 Score	ER2 Score	ER Score	E Score	L / T / O		
1	101	CHEN Yibing	CHN	6.800	9.0	8.9	9.0	9.1	8.8	8.966	9.2	9.1	9.150	*	9.058	* 15.858	
2	153	MORANDI Matteo	ITA	6.800	9.0	8.9	8.9	9.0	9.0	8.966	9.0	9.0	9.000		8.966	15.766	
3	192	BALANDIN Aleksandr	RUS	6.700	9.1	9.0	8.8	8.8	9.1	8.966	9.1	9.0	9.050		8.966	15.666	
4	250	NABARRETE ZANETTI Arthur	BRA	6.500	9.1	9.0	9.1	9.0	9.0	9.033	9.2	9.2	9.200	*	9.116	* 15.616	
5	191	ABLYAZIN Denis	RUS	6.600	8.9	9.1	8.9	8.9	8.8	8.900	9.1	9.0	9.050		8.900	15.500	
6	244	RAMOS Tommy	PUR	6.800	8.7	8.3	8.8	8.7	8.7	8.700	8.6	8.5	8.550		8.700	15.500	
7	239	MOLINARI Federico	ARG	6.700	8.8	8.4	8.7	8.9	8.3	8.633	8.6	8.5	8.550		8.633	15.333	
8	229	IOVTCHEV Iordan	BUL	6.600	8.6	8.7	8.2	8.6	8.5	8.566	9.0	8.7	8.850	*	8.708	* 15.308	
9	203	RADIVILOV Igor	UKR	6.800	8.5	8.6	8.5	8.5	8.2	8.500	8.8	8.5	8.650		8.500	15.300	
10	212	HORTON Jonathan	USA	6.700	8.6	8.2	8.4	8.7	8.4	8.466	8.8	8.5	8.650		8.466	15.166	
11	162	TANAKA Kazuhito	JPN	6.000	9.1	9.2	9.1	9.1	9.1	9.100	9.1	9.0	9.050		9.100	15.100	
12	211	DALTON Jacob	USA	6.200	9.1	8.9	8.9	8.9	8.8	8.900	8.9	8.8	8.850		8.900	15.100	
13	144	NGUYEN Marcel	GER	6.400	8.8	8.7	9.0	8.6	8.6	8.700	8.7	8.7	8.700		8.700	15.100	
14	215	OROZCO John	USA	6.300	8.8	8.7	8.8	9.1	8.7	8.766	8.9	9.0	8.950		8.766	15.066	
15	151	ANGIOLETTI Matteo	ITA	6.400	8.7	8.7	8.6	8.7	8.5	8.666	8.8	8.6	8.700		8.666	15.066	
16	132	PURVIS Daniel	GBR	6.100	9.0	8.8	8.9	8.9	9.0	8.933	9.0	8.7	8.850		8.933	15.033	
17	163	TANAKA Yusuke	JPN	6.200	8.7	8.8	8.9	8.9	8.8	8.833	8.6	9.0	8.800		8.833	15.033	
18	201	KUKSENKOV Mykola	UKR	6.300	8.7	8.8	8.7	8.7	8.5	8.700	8.7	8.6	8.650		8.700	15.000	
19	164	UCHIMURA Kohei	JPN	6.500	8.5	8.4	8.4	8.5	8.6	8.466	8.7	8.6	8.650		8.466	14.966	
20	256	GIRALDO LOPEZ Jorge Hugo	COL	6.300	8.7	8.6	8.9	8.6	8.5	8.633	8.7	8.2	8.450		8.633	14.933	
21	145	TOBA Andreas	GER	6.300	8.5	8.6	8.6	8.6	8.6	8.600	8.6	8.6	8.600		8.600	14.900	
22	114	LOPEZ Ruben	ESP	6.400	8.7	8.4	8.6	8.5	8.3	8.500	8.8	8.6	8.700		8.500	14.900	
23	165	YAMAMURO Koji	JPN	6.800	7.9	8.1	8.2	8.3	8.0	8.100	7.8	8.6	8.200		8.100	14.900	
24	102	FENG Zhe	CHN	6.300	8.6	8.7	8.5	8.6	8.2	8.566	8.5	8.3	8.400		8.566	14.866	



North Greenwich Arena
North Greenwich Arena

Gymnastics Artistic
Gymnastique artistique
Men
Hommes
Qualification - Rings
Qualification - Anneaux

SAT 28 JUL 2012



Individual Judges Scores

Scores individuels des juges



Rank	Bib	Name	NOC Code	D Score	Execution Jury (E)										Penalty		Total
					E1	E2	E3	E4	E5	E Jury Score	ER1 Score	ER2 Score	ER Score	E Score	L / T / O		
24	154	OTTAVI Paolo	ITA	6.300	8.8	8.4	8.7	8.5	8.5	8.566	8.5	8.2	8.350	8.566	14.866		
26	204	STEPKO Oleg	UKR	6.400	8.5	8.8	8.5	8.4	8.1	8.466	8.6	8.3	8.450	8.466	14.866		
27	181	BATAGA Cristian Ioan	ROU	6.100	8.7	8.5	8.7	8.8	8.9	8.733	8.7	8.4	8.550	8.733	14.833		
28	142	HAMBUCHEN Fabian	GER	5.900	9.1	8.8	8.8	9.0	8.8	8.866	9.0	9.0	9.000	8.866	14.766		
29	251	SASAKI JUNIOR Sergio	BRA	5.700	8.9	8.9	8.8	9.0	9.0	8.933	8.8	8.9	8.850	8.933	14.633		
30	194	GARIBOV Emin	RUS	5.800	8.8	8.9	8.9	8.8	8.8	8.833	8.8	8.7	8.750	8.833	14.633		
31	131	OLDHAM Sam	GBR	5.900	8.9	8.6	8.8	8.7	8.6	8.700	8.8	8.6	8.700	8.700	14.600		
31	213	LEYVA Danell	USA	5.900	8.7	8.6	8.7	8.8	8.7	8.700	8.8	8.8	8.800	8.700	14.600		
33	185	KOCZI Flavius	ROU	6.100	8.5	8.5	8.5	8.6	8.4	8.500	8.8	8.6	8.700	8.500	14.600		
34	205	VERNIAIEV Oleg	UKR	6.300	8.4	8.2	8.2	8.4	8.3	8.300	8.4	8.3	8.350	8.300	14.600		
35	134	THOMAS Kristian	GBR	5.800	8.5	9.0	9.0	8.5	8.8	8.766	8.4	8.9	8.650	8.766	14.566		
36	124	SABOT Hamilton	FRA	5.700	8.8	8.8	8.9	8.8	9.0	8.833	8.9	8.6	8.750	8.833	14.533		
37	227	JEFFERIS Joshua	AUS	6.300	8.3	8.3	8.4	8.0	8.1	8.233	8.6	8.2	8.400	8.233	14.533		
38	182	BERBECAR Marius Daniel	ROU	5.900	8.4	8.8	8.3	8.7	8.6	8.566	8.3	8.7	8.500	8.566	14.466		
39	231	ALMEIDA CAMPOS Manuel	POR	5.800	8.8	8.7	8.7	8.5	8.5	8.633	8.7	8.7	8.700	8.633	14.433		
40	233	PHAM Phuoc Hung	VIE	6.800	7.4	7.7	7.7	7.8	7.5	7.633	7.3	7.3	7.300	7.633	14.433		
41	184	COTUNA Vlad Bogdan	ROU	5.600	8.8	8.9	8.8	8.8	8.8	8.800	8.7	9.0	8.850	8.800	14.400		
42	103	GUO Weiyang	CHN	6.400	8.0	8.0	8.0	7.7	8.1	8.000	8.0	8.3	8.150	8.000	14.400		
43	193	BELYAVSKIY David	RUS	5.700	8.5	8.7	8.7	8.9	8.6	8.666	8.5	8.6	8.550	8.666	14.366		
44	123	da SILVA Gael	FRA	6.000	8.6	8.0	8.5	8.4	8.2	8.366	8.6	8.4	8.500	8.366	14.366		
45	121	BENY Pierre Yves	FRA	6.000	8.4	8.3	8.3	8.2	8.2	8.266	8.6	8.3	8.450	8.266	14.266		
46	125	TOMMASONI Cyril	FRA	5.500	8.7	8.7	8.6	8.6	8.7	8.666	8.7	8.5	8.600	8.666	14.166		
47	141	BOY Philipp	GER	5.700	8.7	8.4	8.6	8.4	8.2	8.466	8.5	8.5	8.500	8.466	14.166		
48	171	KIM Hee Hoon	KOR	5.900	8.1	8.3	8.2	8.4	8.3	8.266	7.9	8.0	7.950	8.266	14.166		



North Greenwich Arena
North Greenwich Arena

Gymnastics Artistic
Gymnastique artistique
Men
Hommes
Qualification - Rings
Qualification - Anneaux

SAT 28 JUL 2012



Individual Judges Scores

Scores individuels des juges



Rank	Bib	Name	NOC Code	D Score	Execution Jury (E)										Penalty		Total
					E1	E2	E3	E4	E5	E Jury Score	ER1 Score	ER2 Score	ER Score	E Score	L / T / O		
49	135	WHITLOCK Max	GBR	5.500	8.4	8.4	8.7	8.8	8.8	8.633	8.5	8.8	8.650	8.633	14.133		
49	245	CAPELLI Claudio	SUI	5.500	8.8	8.5	8.6	8.6	8.7	8.633	8.8	8.4	8.600	8.633	14.133		
51	221	ARONOVICH Felix	ISR	5.800	8.2	8.2	8.3	8.4	8.4	8.300	8.1	8.4	8.250	8.300	14.100		
52	254	VERBAEYS Jimmy	BEL	5.500	8.4	8.6	8.6	8.6	8.5	8.566	8.4	8.4	8.400	8.566	14.066		
53	113	GONZALEZ Fabian	ESP	5.300	8.7	8.8	8.7	8.5	8.8	8.733	8.5	8.7	8.600	8.733	14.033		
53	155	POZZO Enrico	ITA	5.300	8.8	8.3	8.7	8.8	8.7	8.733	8.7	8.7	8.700	8.733	14.033		
55	222	SHATILOV Alexander	ISR	5.400	8.8	8.8	8.2	8.5	8.6	8.633	8.8	8.6	8.700	8.633	14.033		
56	115	MUNOZ Sergio	ESP	5.900	8.0	7.9	8.5	8.3	7.8	8.066	8.0	8.2	8.100	8.066	13.966		
57	175	YANG Hak Seon	KOR	6.500	7.3	7.2	7.6	8.1	7.4	7.433	7.5	7.9	7.700	7.433	13.933		
58	112	GOMEZ FUERTES Javier	ESP	6.200	7.1	7.5	7.8	7.9	7.8	7.700	7.9	7.5	7.700	7.700	13.900		
59	174	KIM Soo Myun	KOR	5.600	8.2	8.3	8.1	8.3	8.2	8.233	8.1	8.4	8.250	8.233	13.833		
60	252	LEIMLEHNER Fabian	AUT	5.500	8.1	8.3	7.8	8.0	8.6	8.133	7.9	8.2	8.050	8.133	13.633		
61	237	ELSAHARTY Mohamed Sherif	EGY	5.500	8.3	8.0	7.9	8.0	8.2	8.066	8.2	8.0	8.100	8.066	13.566		
62	230	GORBACHEV Stepan	KAZ	4.900	8.6	8.5	8.6	9.0	8.7	8.633	8.5	8.6	8.550	8.633	13.533		
63	258	KULESA Roman	POL	5.300	8.3	8.1	8.2	8.0	8.2	8.166	8.3	8.4	8.350	8.166	13.466		
64	238	DAVTYAN Artur	ARM	4.800	8.9	8.5	8.5	8.6	8.7	8.600	8.9	8.5	8.700	8.600	13.400		
65	240	SHIKHALIYEV Shakir	AZE	4.500	8.6	8.7	8.7	8.6	8.8	8.666	8.6	8.7	8.650	8.666	13.166		
66	242	KONECNY Martin	CZE	5.200	7.9	8.1	7.5	7.9	8.6	7.966	7.8	7.8	7.800	7.966	13.166		
67	235	TREFILOVS Dmitrijs	LAT	5.200	7.7	8.2	7.8	8.2	7.8	7.933	7.8	7.5	7.650	7.933	13.133		
68	173	KIM Seungil	KOR	5.600	7.0	7.2	7.0	6.5	7.3	7.066	7.3	6.9	7.100	7.066	12.666		

LEGEND

* Reference score applied
L Line
O Other
Rings

E Execution
Spec Ded Specific apparatus deduction

Ex Execution Judges (x=1-5)
T Time

ER Execution Reference

ERx Execution Reference Judges (x=1-2)



C75C-ref 1.0

Report Created SAT 28 JUL 2012 21:47

Page 3/3





North Greenwich Arena
North Greenwich Arena

SAT 28 JUL 2012

Gymnastics Artistic
Gymnastique artistique

Men
Hommes

Qualification - Pommel Horse

Qualification - Cheval d'arçons



Individual Judges Scores

Scores individuels des juges



Rank	Bib	Name	NOC Code	D Score	Execution Jury (E)										Penalty		Total
					E1	E2	E3	E4	E5	E Jury Score	ER1 Score	ER2 Score	ER Score	E Score	L / T / O		
1	133	SMITH Louis	GBR	6.900	8.6	9.1	9.0	8.7	9.0	8.900	8.5	8.9	8.700	8.900	15.800		
2	125	TOMMASON Cyril	FRA	6.500	9.0	8.6	8.9	8.7	8.9	8.833	8.9	8.9	8.900	8.833	15.333		
3	224	HIDVEGI Vid	HUN	6.300	8.9	8.8	8.8	8.8	8.8	8.800	8.9	8.9	8.900	8.800	15.100		
4	152	BUSNARI Alberto	ITA	6.600	8.2	8.5	8.4	8.2	8.2	8.266	8.5	8.8	8.650	* 8.458	* 15.058		
5	223	BERKI Krisztian	HUN	6.400	8.6	8.9	8.5	8.8	8.9	8.766	8.4	8.6	8.500	* 8.633	* 15.033		
6	202	NAKONECHNYI Vitalii	UKR	6.300	8.8	8.6	8.6	8.3	8.7	8.633	8.7	8.4	8.550	8.633	14.933		
7	193	BELYAVSKIY David	RUS	6.300	8.5	8.6	8.7	8.5	8.8	8.600	8.4	8.5	8.450	8.600	14.900		
8	135	WHITLOCK Max	GBR	6.400	8.5	8.1	8.6	8.7	8.4	8.500	8.6	8.3	8.450	8.500	14.900		
9	201	KUKSENKOV Mykola	UKR	6.500	8.4	8.5	8.3	8.7	8.3	8.400	8.2	8.4	8.300	8.400	14.900		
10	213	LEYVA Danell	USA	6.100	8.9	8.8	8.7	8.8	8.6	8.766	8.9	8.7	8.800	8.766	14.866		
11	143	KRIMMER Sebastian	GER	6.200	8.6	8.6	8.5	8.8	8.7	8.633	8.6	8.6	8.600	8.633	14.833		
12	215	OROZCO John	USA	6.400	8.3	8.6	8.4	8.4	8.3	8.366	8.5	8.2	8.350	8.366	14.766		
13	113	GONZALEZ Fabian	ESP	5.900	8.6	9.0	8.8	8.8	8.9	8.833	8.6	8.8	8.700	8.833	14.733		
14	101	CHEN Yibing	CHN	6.300	8.0	8.0	8.5	8.6	7.7	8.166	7.9	7.9	7.900	8.166	14.466		
15	165	YAMAMURO Koji	JPN	6.000	8.5	8.4	8.5	8.3	8.2	8.400	8.6	8.1	8.350	8.400	14.400		
16	204	STEPKO Oleg	UKR	6.100	8.0	8.4	8.1	8.5	8.4	8.300	7.9	8.1	8.000	8.300	14.400		
17	246	GUSCINAS Rokas	LTU	5.900	8.5	8.5	8.4	8.7	8.3	8.466	8.5	8.4	8.450	8.466	14.366		
18	205	VERNIAIEV Oleg	UKR	6.200	8.6	8.3	8.2	8.0	7.7	8.166	7.7	8.0	7.850	8.166	14.366		
19	195	PAKHOMENKO Igor	RUS	5.600	8.8	8.6	8.7	8.8	8.7	8.733	8.9	8.7	8.800	8.733	14.333		
20	214	MIKULAK Samuel	USA	6.000	8.1	8.5	8.4	8.0	8.6	8.333	7.9	8.3	8.100	8.333	14.333		
21	141	BOY Philipp	GER	6.100	8.0	8.4	8.4	8.3	8.0	8.233	8.2	8.5	8.350	8.233	14.333		
21	161	KATO Ryohei	JPN	6.100	8.3	8.2	8.3	8.2	7.9	8.233	8.3	8.1	8.200	8.233	14.333		
23	194	GARIBOV Emin	RUS	5.500	8.8	8.7	8.5	8.8	8.7	8.733	8.7	8.6	8.650	8.733	14.233		
24	235	TREFILOVS Dmitrijs	LAT	6.100	8.3	8.1	8.3	8.0	7.9	8.133	7.2	8.2	7.700	8.133	14.233		



North Greenwich Arena
North Greenwich Arena

Gymnastics Artistic
Gymnastique artistique

Men
Hommes

SAT 28 JUL 2012

Qualification - Pommel Horse
Qualification - Cheval d'arçons



Individual Judges Scores

Scores individuels des juges



Rank	Bib	Name	NOC Code	D Score	Execution Jury (E)										Penalty		Total
					E1	E2	E3	E4	E5	E Jury Score	ER1 Score	ER2 Score	ER Score	E Score	L / T / O		
25	134	THOMAS Kristian	GBR	5.700	8.2	8.3	8.3	8.7	8.7	8.433	8.2	8.4	8.300	8.433	14.133		
26	245	CAPELLI Claudio	SUI	5.800	8.4	8.2	8.4	8.4	8.2	8.333	8.3	8.0	8.150	8.333	14.133		
27	222	SHATILOV Alexander	ISR	5.900	8.1	8.5	8.0	8.2	8.4	8.233	7.9	8.1	8.000	8.233	14.133		
28	142	HAMBUCHEN Fabian	GER	5.600	8.4	8.7	8.4	8.5	8.6	8.500	8.5	8.1	8.300	8.500	14.100		
29	251	SASAKI JUNIOR Sergio	BRA	5.600	8.4	8.9	8.3	8.3	8.6	8.433	8.8	8.4	8.600	8.433	14.033		
30	124	SABOT Hamilton	FRA	5.800	8.2	8.3	8.2	8.3	8.0	8.233	8.2	8.3	8.250	8.233	14.033		
31	115	MUNOZ Sergio	ESP	5.800	8.3	8.2	8.3	8.1	8.0	8.200	8.4	8.2	8.300	8.200	14.000		
32	241	UDE Filip	CRO	6.200	7.6	7.9	8.0	7.7	7.5	7.733	7.3	7.8	7.550	7.733	13.933		
33	144	NGUYEN Marcel	GER	5.400	8.4	8.5	8.3	8.6	8.7	8.500	8.3	8.7	8.500	8.500	13.900		
33	238	DAVTYAN Artur	ARM	5.400	8.5	8.4	8.8	8.2	8.6	8.500	8.6	8.3	8.450	8.500	13.900		
35	112	GOMEZ FUERTES Javier	ESP	5.600	8.0	8.3	8.3	8.2	8.2	8.233	8.0	8.1	8.050	8.233	13.833		
36	183	BUIDOSO Ovidiu	ROU	5.700	7.9	8.1	8.2	8.4	7.5	8.066	8.4	8.1	8.250	8.066	13.766		
37	230	GORBACHEV Stepan	KAZ	5.100	8.5	8.7	8.6	8.7	8.6	8.633	8.6	8.6	8.600	8.633	13.733		
38	192	BALANDIN Aleksandr	RUS	5.400	8.3	8.2	8.5	8.4	8.3	8.333	8.3	8.3	8.300	8.333	13.733		
39	154	OTTAVI Paolo	ITA	5.300	8.2	8.5	8.4	8.3	8.5	8.400	8.1	8.5	8.300	8.400	13.700		
40	155	POZZO Enrico	ITA	5.400	8.3	8.3	7.9	8.4	8.1	8.233	8.5	8.0	8.250	8.233	13.633		
41	121	BENY Pierre Yves	FRA	5.500	8.1	8.0	8.1	8.0	8.2	8.066	8.0	8.1	8.050	8.066	13.566		
42	227	JEFFERIS Joshua	AUS	5.200	8.2	8.0	8.3	8.3	8.2	8.233	8.2	8.2	8.200	8.233	13.433		
43	174	KIM Soo Myun	KOR	5.400	8.0	7.5	8.0	8.1	8.1	8.033	8.2	7.6	7.900	8.033	13.433		
44	221	ARONOVICH Felix	ISR	5.800	7.5	8.0	7.4	8.0	7.2	7.633	7.5	7.6	7.550	7.633	13.433		
45	132	PURVIS Daniel	GBR	5.900	7.5	7.1	7.4	7.6	7.6	7.500	7.5	7.5	7.500	7.500	13.400		
46	185	KOCZI Flavius	ROU	6.000	7.5	7.4	7.7	7.3	7.3	7.400	7.6	7.2	7.400	7.400	13.400		
47	103	GUO Weiyang	CHN	6.300	6.9	7.2	6.7	7.2	6.8	6.966	7.0	6.9	6.950	6.966	13.266		
48	104	ZHANG Chenglong	CHN	5.700	7.5	7.5	7.4	7.4	7.3	7.433	7.3	7.4	7.350	7.433	13.133		



North Greenwich Arena
North Greenwich Arena

Gymnastics Artistic
Gymnastique artistique

Men
Hommes

Qualification - Pommel Horse
Qualification - Cheval d'arçons

SAT 28 JUL 2012



Individual Judges Scores

Scores individuels des juges



Rank	Bib	Name	NOC Code	D Score	Execution Jury (E)										Penalty		Total
					E1	E2	E3	E4	E5	E Jury Score	ER1 Score	ER2 Score	ER Score	E Score	L / T / O		
49	172	KIM Jihoon	KOR	5.100	8.0	8.1	7.5	8.4	7.9	8.000	8.0	8.3	8.150	8.000	13.100		
50	258	KULESA Roman	POL	4.800	8.2	8.0	8.1	8.3	8.2	8.166	8.4	8.0	8.200	8.166	12.966		
51	111	BOTELLA PEREZ Isaac	ESP	5.300	7.2	7.8	7.5	7.8	7.5	7.600	7.8	7.4	7.600	7.600	12.900		
51	242	KONECNY Martin	CZE	5.300	7.1	7.1	7.3	7.6	7.5	7.300	7.9	7.9	7.900	* 7.600	* 12.900		
53	240	SHIKHALIYEV Shakir	AZE	5.100	7.3	8.0	7.7	8.1	7.6	7.766	7.1	7.6	7.350	7.766	12.866		
54	182	BERBECAR Marius Daniel	ROU	5.400	7.4	7.5	7.2	7.4	6.9	7.333	7.2	7.5	7.350	7.333	12.733		
55	181	BATAGA Cristian Ioan	ROU	5.100	7.4	8.3	7.0	7.8	7.6	7.600	7.6	7.9	7.750	7.600	12.700		
56	212	HORTON Jonathan	USA	5.300	7.8	7.6	7.2	7.4	7.1	7.400	7.7	7.7	7.700	7.400	12.700		
57	237	ELSAHARTY Mohamed Sherif	EGY	5.300	7.4	7.1	6.9	7.4	7.7	7.300	7.2	7.0	7.100	7.300	12.600		
58	105	ZOU Kai	CHN	5.600	6.8	6.9	6.2	7.4	7.1	6.933	6.6	6.3	6.450	6.933	12.533		
59	231	ALMEIDA CAMPOS Manuel	POR	4.500	7.6	8.4	7.9	8.0	8.1	8.000	7.6	8.1	7.850	8.000	12.500		
60	164	UCHIMURA Kohei	JPN	5.400	7.4	7.1	6.9	7.2	6.5	7.066	7.2	7.4	7.300	7.066	12.466		
61	257	CORRAL BARRON Daniel	MEX	5.900	5.9	6.6	6.5	6.3	6.5	6.433	6.2	6.0	6.100	6.433	12.333		
62	162	TANAKA Kazuhito	JPN	5.800	6.5	6.6	6.2	6.5	6.1	6.400	6.2	6.4	6.300	6.400	12.200		
63	256	GIRALDO LOPEZ Jorge Hugo	COL	5.200	6.9	7.2	6.9	7.1	6.5	6.966	7.1	6.8	6.950	6.966	12.166		
64	173	KIM Seungil	KOR	4.700	7.9	7.3	7.5	7.4	7.4	7.433	8.0	7.5	7.750	7.433	12.133		
65	252	LEIMLEHNER Fabian	AUT	4.100	8.2	8.5	7.6	8.1	7.7	8.000	8.2	7.9	8.050	8.000	12.100		
66	171	KIM Hee Hoon	KOR	4.400	7.6	7.8	7.3	8.0	7.7	7.700	7.6	7.3	7.450	7.700	12.100		
67	254	VERBAEYS Jimmy	BEL	4.800	6.2	6.0	5.9	6.0	6.2	6.066	4.3	5.3	4.800	6.066	10.866		
68	247	SHEK Wai Hung	HKG	4.500	6.0	6.4	6.2	6.8	6.4	6.333	6.1	6.4	6.250	6.333	10.833		
69	153	MORANDI Matteo	ITA	0.000	0.0	0.0	0.0	0.0	0.0	0.000	0.0	0.0	0.000	0.000	0.000		



North Greenwich Arena
North Greenwich Arena

SAT 28 JUL 2012

Gymnastics Artistic
Gymnastique artistique

Men
Hommes

Qualification - Pommel Horse
Qualification - Cheval d'arçons



Individual Judges Scores

Scores individuels des juges



Rank	Bib	Name	NOC Code	D Score	Execution Jury (E)										Penalty		Total
					E1	E2	E3	E4	E5	E Jury Score	ER1 Score	ER2 Score	ER Score	E Score	L / T / O		

LEGEND

* Reference score applied
L Line

E Execution
Spec Ded Specific apparatus deduction

Ex Execution Judges (x=1-5)
T Time

ER Execution Reference

ERx Execution Reference Judges (x=1-2)



Pommel Horse

C75C-ref 1.0

Report Created SAT 28 JUL 2012 21:47

Page 4/4





North Greenwich Arena
North Greenwich Arena

SAT 28 JUL 2012

Gymnastics Artistic
Gymnastique artistique

Men
Hommes

Qualification - Vault

Qualification - Saut de cheval



Individual Judges Scores

Scores individuels des juges



Rank	Bib	Name	NOC Code	V	D Score	Execution Jury (E)										Penalty		Vault 1 Vault 2	Spec Ded	Total
						E1	E2	E3	E4	E5	E Jury Score	ER1 Score	ER2 Score	ER Score	E Score	L / T / O				
1	248	GONZALEZ SEPULVEDA Enrique Tomas	CHI	1	7.000	9.5	9.4	9.4	9.3	9.1	9.366	9.4	9.6	9.500	* 9.433	.0 / .0 / .0	* 16.433		* 16.433	
				2	6.600	9.3	9.4	9.7	9.4	9.3	9.366	9.2	9.4	9.300	9.366	.1 / .0 / .0	15.866			
2	205	VERNIAIEV Oleg	UKR	1	7.000	9.5	9.4	9.0	9.2	9.4	9.333	9.3	9.4	9.350	9.333	.0 / .0 / .0	16.333		16.333	
				2	6.600	8.5	8.4	8.2	8.7	8.5	8.466	8.6	8.7	8.650	8.466	.3 / .0 / .0	14.766			
2	228	KASPIAROVICH Dzmitry	BLR	1	7.000	9.5	9.3	8.9	9.2	9.5	9.333	9.4	9.1	9.250	9.333	.0 / .0 / .0	16.333		16.333	
				2	7.000	8.4	8.3	8.0	8.3	8.3	8.300	8.1	7.9	8.000	8.300	.3 / .0 / .0	15.000			
4	191	ABLYAZIN Denis	RUS	1	7.000	9.3	9.4	9.0	9.3	9.3	9.300	9.4	9.4	9.400	9.300		16.300		16.300	
				2	7.200	9.4	9.3	8.9	9.2	9.2	9.233	9.4	9.2	9.300	9.233		16.433			
4	193	BELYAVSKIY David	RUS	1	7.000	9.4	9.3	9.0	9.2	9.4	9.300	9.3	9.3	9.300	9.300		16.300		16.300	
4	214	MIKULAK Samuel	USA	1	7.000	9.5	9.4	9.0	9.4	9.1	9.300	9.4	9.4	9.400	9.300		16.300		16.300	
				2	6.600	9.3	9.3	9.1	9.2	9.3	9.266	9.3	9.3	9.300	9.266		15.866			
7	203	RADIVILOV Igor	UKR	1	7.000	9.0	9.4	9.0	9.4	9.4	9.266	9.2	9.3	9.250	9.266	.0 / .0 / .0	16.266		16.266	
				2	7.000	8.5	8.8	8.6	8.8	8.4	8.633	8.9	8.0	8.450	8.633	.3 / .0 / .0	15.333			
8	104	ZHANG Chenglong	CHN	1	7.000	9.3	9.2	9.2	9.4	9.2	9.233	9.3	9.2	9.250	9.233		16.233		16.233	
8	175	YANG Hak Seon	KOR	1	7.000	9.5	9.1	9.2	9.3	9.2	9.233	9.3	9.0	9.150	9.233		16.233		16.233	
				2	7.000	9.5	9.3	9.2	9.5	9.5	9.433	9.5	9.4	9.450	9.433		16.433			
10	134	THOMAS Kristian	GBR	1	7.000	9.3	9.3	9.0	9.3	9.5	9.300	9.5	9.3	9.400	9.300	.1 / .0 / .0	16.200		16.200	
				2	6.600	9.2	9.3	8.9	9.0	9.4	9.166	9.2	9.1	9.150	9.166	.0 / .0 / .0	15.766			
10	251	SASAKI JUNIOR Sergio	BRA	1	6.600	9.6	9.6	9.6	9.6	9.4	9.600	9.6	9.5	9.550	9.600		16.200		16.200	
12	102	FENG Zhe	CHN	1	7.000	9.3	9.1	9.1	9.1	9.1	9.100	9.3	9.1	9.200	9.100		16.100		16.100	
12	132	PURVIS Daniel	GBR	1	6.600	9.5	9.5	9.5	9.5	9.4	9.500	9.5	9.4	9.450	9.500		16.100		16.100	
14	185	KOCZI Flavius	ROU	1	7.000	9.2	9.2	9.1	9.3	9.0	9.166	9.3	9.2	9.250	9.166	.1 / .0 / .0	16.066		16.066	
				2	7.000	9.0	8.8	8.7	9.1	9.0	8.933	9.0	8.9	8.950	8.933	.1 / .0 / .0	15.833			
15	135	WHITLOCK Max	GBR	1	6.600	9.4	9.5	9.4	9.5	9.4	9.433	9.2	9.5	9.350	9.433		16.033		16.033	



North Greenwich Arena
North Greenwich Arena

SAT 28 JUL 2012

Gymnastics Artistic
Gymnastique artistique

Men
Hommes

Qualification - Vault
Qualification - Saut de cheval



Individual Judges Scores

Scores individuels des juges

T

Rank	Bib	Name	NOC Code	V	D Score	Execution Jury (E)										Penalty		Vault 1 Vault 2	Spec Ded	Total
						E1	E2	E3	E4	E5	E Jury Score	ER1 Score	ER2 Score	ER Score	E Score	L / T / O				
15	164	UCHIMURA Kohei	JPN	1	6.600	9.5	9.7	9.5	9.6	9.4	9.533	9.5	9.6	9.550	9.533	.1 / .0 / .0	16.033	16.033		
17	113	GONZALEZ Fabian	ESP	1	6.600	9.5	9.5	9.3	9.4	9.3	9.400	9.5	9.5	9.500	9.400		16.000	16.000		
17	115	MUNOZ Sergio	ESP	1	6.600	9.6	9.5	9.1	9.3	9.4	9.400	9.5	9.5	9.500	9.400		16.000	16.000		
19	171	KIM Hee Hoon	KOR	1	6.600	9.5	9.3	9.3	9.4	9.4	9.366	9.3	9.4	9.350	9.366		15.966	15.966		
20	112	GOMEZ FUERTES Javier	ESP	1	6.600	9.3	9.3	9.2	9.3	9.2	9.266	9.5	9.4	9.450	* 9.358		* 15.958	* 15.958		
21	204	STEPKO Oleg	UKR	1	6.600	9.1	9.3	9.0	9.4	9.3	9.233	9.3	9.5	9.400	* 9.316		* 15.916	* 15.916		
22	161	KATO Ryohei	JPN	1	6.600	9.4	9.2	9.1	9.5	9.3	9.300	9.2	8.9	9.050	9.300		15.900	15.900		
22	211	DALTON Jacob	USA	1	7.000	9.2	9.2	9.0	9.2	9.2	9.200	9.1	9.2	9.150	9.200	.3 / .0 / .0	15.900	15.900		
				2	6.600	8.3	8.2	8.4	8.3	8.2	8.266	8.3	8.0	8.150	8.266	.1 / .0 / .0	14.766			
24	111	BOTELLA PEREZ Isaac	ESP	1	6.600	9.5	9.2	9.0	9.3	9.3	9.266	9.3	9.3	9.300	9.266		15.866	15.866		
				2	6.600	9.4	9.3	9.1	9.1	9.2	9.200	9.5	9.2	9.350	9.200		15.800			
25	142	HAMBUCHEN Fabian	GER	1	6.600	9.4	9.2	9.1	9.4	9.4	9.333	9.4	9.3	9.350	9.333	.1 / .0 / .0	15.833	15.833		
26	215	OROZCO John	USA	1	6.600	9.2	9.2	9.2	9.2	9.1	9.200	9.2	9.4	9.300	9.200		15.800	15.800		
27	181	BATAGA Cristian Ioan	ROU	1	6.600	9.1	9.2	9.0	9.3	9.2	9.166	9.3	9.2	9.250	9.166		15.766	15.766		
27	201	KUKSENKOV Mykola	UKR	1	6.200	9.5	9.6	9.5	9.6	9.6	9.566	9.7	9.5	9.600	9.566		15.766	15.766		
29	162	TANAKA Kazuhito	JPN	1	6.200	9.4	9.6	9.5	9.5	9.5	9.500	9.6	9.6	9.600	* 9.550		* 15.750	* 15.750		
30	141	BOY Philipp	GER	1	7.000	9.0	8.3	8.8	8.6	8.7	8.700	9.0	8.2	8.600	8.700		15.700	15.700		
31	174	KIM Soo Myun	KOR	1	6.600	8.9	9.1	9.0	9.1	9.2	9.066	9.3	9.0	9.150	9.066		15.666	* 15.666		
				2	4.200	8.7	8.8	8.8	9.1	9.0	8.866	9.2	8.9	9.050	* 8.958		* 13.158			
31	230	GORBACHEV Stepan	KAZ	1	6.200	9.4	9.5	9.5	9.4	9.5	9.466	9.2	9.4	9.300	9.466		15.666	15.666		
33	153	MORANDI Matteo	ITA	1	6.600	9.0	9.0	8.9	9.1	9.2	9.033	9.0	9.0	9.000	9.033		15.633	15.633		
34	155	POZZO Enrico	ITA	1	6.200	9.4	9.5	9.4	9.4	9.3	9.400	9.4	9.3	9.350	9.400		15.600	15.600		
35	151	ANGIOLETTI Matteo	ITA	1	7.000	8.8	9.0	8.8	8.7	9.1	8.866	9.0	8.7	8.850	8.866	.3 / .0 / .0	15.566	15.566		
				2	6.600	9.0	9.0	9.0	8.9	9.1	9.000	8.9	9.2	9.050	9.000	.0 / .0 / .0	15.600			



North Greenwich Arena
North Greenwich Arena

SAT 28 JUL 2012

Gymnastics Artistic
Gymnastique artistique

Men
Hommes

Qualification - Vault
Qualification - Saut de cheval



Individual Judges Scores

Scores individuels des juges

T

Rank	Bib	Name	NOC Code	V	D Score	Execution Jury (E)										Penalty		Vault 1 Vault 2	Spec Ded	Total
						E1	E2	E3	E4	E5	E Jury Score	ER1 Score	ER2 Score	ER Score	E Score	L / T / O				
35	195	PAKHOMENKO Igor	RUS	1	6.600	9.2	9.1	8.9	8.8	9.3	9.066	9.0	9.0	9.000	9.066	.1 / .0 / .0	15.566	15.566		
37	131	OLDHAM Sam	GBR	1	6.200	9.2	9.4	9.3	9.4	9.3	9.333	9.5	9.3	9.400	9.333		15.533	15.533		
37	222	SHATILOV Alexander	ISR	1	6.200	9.4	9.2	9.2	9.4	9.4	9.333	9.3	9.5	9.400	9.333		15.533	15.533		
39	184	COTUNA Vlad Bogdan	ROU	1	6.200	9.3	9.3	9.3	9.3	9.3	9.300	9.4	9.4	9.400	9.300		15.500	15.500		
39	213	LEYVA Danell	USA	1	6.200	9.5	9.2	9.2	9.4	9.3	9.300	9.4	9.3	9.350	9.300		15.500	15.500		
39	227	JEFFERIS Joshua	AUS	1	6.200	9.5	9.3	9.3	9.2	9.3	9.300	9.2	9.1	9.150	9.300		15.500	15.500		
42	125	TOMMASONE Cyril	FRA	1	6.200	9.3	9.2	9.1	9.3	9.4	9.266	9.2	9.3	9.250	9.266		15.466	15.466		
42	237	ELSAHARTY Mohamed Sherif	EGY	1	6.200	9.1	9.3	9.4	9.3	9.2	9.266	9.4	9.2	9.300	9.266		15.466	15.466		
				2	6.200	9.3	9.3	9.4	9.3	9.3	9.300	9.2	9.3	9.250	9.300		15.500			
42	256	GIRALDO LOPEZ Jorge Hugo	COL	1	6.200	9.1	9.3	9.3	9.4	9.2	9.266	9.3	9.1	9.200	9.266		15.466	15.466		
45	182	BERBECAR Marius Daniel	ROU	1	6.600	8.8	9.1	8.9	8.8	9.1	8.933	8.9	8.7	8.800	8.933	.1 / .0 / .0	15.433	15.433		
45	240	SHIKHALIYEV Shakir	AZE	1	6.200	9.2	9.2	9.1	9.3	9.4	9.233	9.3	9.0	9.150	9.233		15.433	15.433		
47	123	da SILVA Gael	FRA	1	6.600	9.2	9.0	8.9	9.1	9.1	9.066	9.0	9.1	9.050	9.066	.3 / .0 / .0	15.366	15.366		
48	165	YAMAMURO Koji	JPN	1	7.000	8.4	8.6	8.6	8.9	8.7	8.633	8.9	8.5	8.700	8.633	.3 / .0 / .0	15.333	15.333		
				2	4.200	9.0	8.5	9.0	9.0	9.0	9.000	9.1	8.2	8.650	9.000	.0 / .0 / .0	13.200			
49	103	GUO Weiyang	CHN	1	6.200	9.1	9.1	9.1	9.1	9.4	9.100	9.4	9.1	9.250	9.100		15.300	15.300		
50	254	VERBAEYS Jimmy	BEL	1	6.200	9.3	9.0	9.1	9.1	9.3	9.166	9.2	8.8	9.000	9.166	.1 / .0 / .0	15.266	15.266		
51	194	GARIBOV Emin	RUS	1	6.200	8.9	9.0	9.2	9.2	9.2	9.133	9.0	9.3	9.150	9.133	.1 / .0 / .0	15.233	15.233		
52	105	ZOU Kai	CHN	1	6.600	9.1	8.8	8.9	9.0	8.7	8.900	9.2	8.9	9.050	8.900	.3 / .0 / .0	15.200	15.200		
52	245	CAPELLI Claudio	SUI	1	6.600	9.1	8.8	8.9	8.9	8.9	8.900	8.9	8.8	8.850	8.900	.3 / .0 / .0	15.200	15.200		
54	253	CAESAR Quazi Syque	BAN	1	6.200	9.2	9.0	9.1	9.1	9.3	9.133	9.0	8.8	8.900	* 9.016	.1 / .0 / .0	* 15.116	* 15.116		
55	145	TOBA Andreas	GER	1	6.600	8.5	8.4	8.4	8.4	8.3	8.400	8.4	8.2	8.300	8.400		15.000	15.000		
56	252	LEIMLEHNER Fabian	AUT	1	6.200	8.9	8.8	8.9	8.9	8.8	8.866	8.7	8.7	8.700	8.866	.1 / .0 / .0	14.966	14.966		
57	121	BENY Pierre Yves	FRA	1	6.600	8.3	8.4	8.6	8.8	8.2	8.433	8.6	7.9	8.250	8.433	.1 / .0 / .0	14.933	14.933		



North Greenwich Arena
North Greenwich Arena

SAT 28 JUL 2012

Gymnastics Artistic
Gymnastique artistique

Men
Hommes

Qualification - Vault
Qualification - Saut de cheval



Individual Judges Scores

Scores individuels des juges



Rank	Bib	Name	NOC Code	V	D Score	Execution Jury (E)										Penalty		Vault 1 Vault 2	Spec Ded	Total
						E1	E2	E3	E4	E5	E Jury Score	ER1 Score	ER2 Score	ER Score	E Score	L / T / O				
57	154	OTTAVI Paolo	ITA	1	5.800	9.1	9.1	9.1	9.2	9.2	9.133	9.2	8.9	9.050	9.133	14.933		14.933		
59	247	SHEK Wai Hung	HKG	1	6.600	8.5	8.4	8.4	8.4	8.1	8.400	8.3	8.2	8.250	8.400	.1 / .0 / .0		14.900		
				2	7.000	9.3	9.0	9.0	9.0	9.1	9.033	9.2	8.8	9.000	9.033	.0 / .0 / .0		16.033		
59	258	KULESZA Roman	POL	1	6.200	9.0	8.9	8.7	8.5	8.3	8.700	8.7	8.2	8.450	8.700	14.900		14.900		
61	144	NGUYEN Marcel	GER	1	6.600	8.2	8.2	8.5	8.0	8.6	8.300	8.7	9.0	8.850	* 8.575	.3 / .0 / .0	*	14.875		
62	242	KONECNY Martin	CZE	1	5.800	8.8	9.0	9.1	9.1	9.2	9.066	9.1	9.1	9.100	9.066	14.866		14.866		
63	235	TREFILOVS Dmitrijs	LAT	1	5.400	8.8	9.3	9.3	9.4	9.5	9.333	9.3	9.5	9.400	9.333	14.733		14.733		
64	173	KIM Seungil	KOR	1	6.200	8.5	8.2	8.6	8.2	8.8	8.433	8.2	8.5	8.350	8.433	.1 / .0 / .0		14.533		
65	231	ALMEIDA CAMPOS Manuel	POR	1	5.800	8.5	8.2	8.3	8.4	8.5	8.400	8.3	8.5	8.400	8.400	14.200		14.200		
66	238	DAVTYAN Artur	ARM	1	6.200	8.1	8.3	8.2	8.3	8.6	8.266	8.0	8.2	8.100	8.266	.3 / .0 / .0		14.166		
				2	6.200	9.1	9.4	9.2	9.4	9.3	9.300	9.1	9.2	9.150	9.300	.0 / .0 / .0		15.500		
67	236	BEHAN Kieran	IRL	1	5.800	8.2	8.2	8.4	8.3	8.2	8.233	7.8	8.0	7.900	8.233	.1 / .0 / .0		13.933		
68	221	ARONOVICH Felix	ISR	1	5.800	8.1	8.3	8.3	8.2	8.1	8.200	8.1	8.2	8.150	8.200	.1 / .0 / .0		13.900		

LEGEND

* Reference score applied
L Line
E Execution
Spec Ded
D Difficulty
O Other
ER Execution Reference
V Vault number
ERx Execution Reference Judges (x=1-2)





North Greenwich Arena
North Greenwich Arena

SAT 28 JUL 2012

Gymnastics Artistic

Gymnastique artistique

Men

Hommes

Qualification - Floor Exercise

Exercices au sol - Qualification



Tie - Break Report

Rapport de tie-break



Rank	Bib	Name	NOC Code	Total	Execution Score	Difficulty Score
=4	211	DALTON Jacob	USA	15.633	9.033	6.600
=4	222	SHATILOV Alexander	ISR	15.633	9.033	6.600
7	144	NGUYEN Marcel	GER	15.433	8.933	
8	191	ABLYAZIN Denis	RUS	15.433	8.833	6.900
9	161	KATO Ryohei	JPN	15.433	8.833	6.600
11	134	THOMAS Kristian	GBR	15.366	9.066	
12	214	MIKULAK Samuel	USA	15.366	8.766	
13	113	GONZALEZ Fabian	ESP	15.266	8.966	
14	135	WHITLOCK Max	GBR	15.266	8.766	
18	193	BELYAVSKIY David	RUS	15.100	9.000	
19	213	LEYVA Danell	USA	15.100	8.900	
20	204	STEPKO Oleg	UKR	15.033	8.833	
21	205	VERNIAIEV Oleg	UKR	15.033	8.633	
24	155	POZZO Enrico	ITA	14.766	8.866	
25	245	CAPELLI Claudio	SUI	14.766	8.766	
26	141	BOY Philipp	GER	14.766	8.566	
27	174	KIM Soo Myun	KOR	14.766	8.166	
=29	181	BATAGA Cristian Ioan	ROU	14.666	8.866	5.800
=29	253	CAESAR Quazi Syque	BAN	14.666	8.866	5.800
31	104	ZHANG Chenglong	CHN	14.666	8.166	
32	115	MUNOZ Sergio	ESP	14.600	8.700	
33	240	SHIKHALIYEV Shakir	AZE	14.600	8.500	
=34	194	GARIBOV Emin	RUS	14.533	8.933	5.700
=34	201	KUKSENKOV Mykola	UKR	14.533	8.933	5.700
36	251	SASAKI JUNIOR Sergio	BRA	14.533	8.833	
37	125	TOMMASONE Cyril	FRA	14.500	8.800	
38	254	VERBAEYS Jimmy	BEL	14.500	8.500	



North Greenwich Arena
North Greenwich Arena

SAT 28 JUL 2012

Gymnastics Artistic

Gymnastique artistique

Men

Hommes

Qualification - Floor Exercise

Exercices au sol - Qualification



Tie - Break Report

Rapport de tie-break



Rank	Bib	Name	NOC Code	Total	Execution Score	Difficulty Score
39	121	BENY Pierre Yves	FRA	14.433	9.033	
40	102	FENG Zhe	CHN	14.433	8.533	
41	165	YAMAMURO Koji	JPN	14.433	8.233	
43	154	OTTAVI Paolo	ITA	14.266	8.666	
44	242	KONECNY Martin	CZE	14.266	8.466	
47	202	NAKONECHNYI Vitalii	UKR	14.066	8.366	
48	195	PAKHOMENKO Igor	RUS	14.066	7.866	
49	175	YANG Hak Seon	KOR	14.066	7.666	
50	151	ANGIOLETTI Matteo	ITA	14.033	8.533	
51	221	ARONOVICH Felix	ISR	14.033	8.433	
52	111	BOTELLA PEREZ Isaac	ESP	14.033	7.533	
55	230	GORBACHEV Stepan	KAZ	13.900	8.700	
56	237	ELSAHARTY Mohamed Sherif	EGY	13.900	8.500	
57	238	DAVTYAN Artur	ARM	13.800	8.900	
58	227	JEFFERIS Joshua	AUS	13.800	8.600	
68	235	TREFILOVS Dmitrijs	LAT	12.900	7.600	
69	172	KIM Jihoon	KOR	12.900	7.400	

NOTES

Tie-break rules

Ties will be broken by the following criteria:

1. The highest Execution score
2. The highest Difficulty score
3. If the gymnasts remain tied they will share the same classification

The underline mark indicates where the tie was broken

LEGEND



Floor



North Greenwich Arena
North Greenwich Arena

SAT 28 JUL 2012

Gymnastics Artistic

Gymnastique artistique

Men

Hommes

Qualification - Parallel Bars

Barres parallèles - Qualification



Tie - Break Report

Rapport de tie-break



Rank	Bib	Name	NOC Code	Total	Execution Score	Difficulty Score
=9	104	ZHANG Chenglong	CHN	15.366	8.866	6.500
=9	124	SABOT Hamilton	FRA	15.366	8.866	6.500
14	193	BELYAVSKIY David	RUS	15.300	8.900	
15	142	HAMBUCHEN Fabian	GER	15.300	8.800	
18	243	ZONDERLAND Epke	NED	15.133	8.733	
19	233	PHAM Phuoc Hung	VIE	15.133	8.333	
21	112	GOMEZ FUERTES Javier	ESP	15.066	9.066	
22	201	KUKSENKOV Mykola	UKR	15.066	8.566	
26	192	BALANDIN Aleksandr	RUS	14.766	8.666	
27	253	CAESAR Quazi Syque	BAN	14.766	8.566	
28	183	BUIDOSO Ovidiu	ROU	14.733	8.733	
29	114	LOPEZ Ruben	ESP	14.733	8.633	
30	132	PURVIS Daniel	GBR	14.733	8.333	
31	222	SHATILOV Alexander	ISR	14.700	9.000	
32	121	BENY Pierre Yves	FRA	14.700	8.700	
33	174	KIM Soo Myun	KOR	14.700	8.600	
34	258	KULESZA Roman	POL	14.700	8.500	
39	227	JEFFERIS Joshua	AUS	14.566	8.066	
40	205	VERNIAIEV Oleg	UKR	14.566	7.666	
41	215	OROZCO John	USA	14.533	8.333	
42	254	VERBAEYS Jimmy	BEL	14.533	8.233	
43	153	MORANDI Matteo	ITA	14.500	8.900	
44	154	OTTAVI Paolo	ITA	14.500	8.800	
47	238	DAVTYAN Artur	ARM	14.233	9.333	
48	221	ARONOVICH Felix	ISR	14.233	8.333	



North Greenwich Arena
North Greenwich Arena

SAT 28 JUL 2012

Gymnastics Artistic

Gymnastique artistique

Men

Hommes

Qualification - Parallel Bars

Barres parallèles - Qualification



Tie - Break Report

Rapport de tie-break



Rank	Bib	Name	NOC Code	Total	Execution Score	Difficulty Score
49	252	LEIMLEHNER Fabian	AUT	14.200	8.700	
50	165	YAMAMURO Koji	JPN	14.200	8.000	
64	225	MARAS Vlasios	GRE	13.400	8.600	
65	237	ELSAHARTY Mohamed Sherif	EGY	13.400	7.800	

NOTES

Tie-break rules

Ties will be broken by the following criteria:

1. The highest Execution score
2. The highest Difficulty score
3. If the gymnasts remain tied they will share the same classification

The underline mark indicates where the tie was broken

LEGEND



Parallel Bars



North Greenwich Arena
North Greenwich Arena

SAT 28 JUL 2012

Gymnastics Artistic

Gymnastique artistique

Men

Hommes

Qualification - High Bar

Barre fixe - Qualification



Tie - Break Report

Rapport de tie-break



Rank	Bib	Name	NOC Code	Total	Execution Score	Difficulty Score
5	212	HORTON Jonathan	USA	15.566	8.766	
6	194	GARIBOV Emin	RUS	15.566	8.266	
12	222	SHATILOV Alexander	ISR	15.000	8.700	
13	113	GONZALEZ Fabian	ESP	15.000	8.300	
14	102	FENG Zhe	CHN	15.000	8.100	
15	144	NGUYEN Marcel	GER	15.000	8.000	
16	164	UCHIMURA Kohei	JPN	15.000	7.800	
19	193	BELYAVSKIY David	RUS	14.866	8.766	
20	124	SABOT Hamilton	FRA	14.866	8.566	
23	132	PURVIS Daniel	GBR	14.733	8.633	
24	258	KULESZA Roman	POL	14.733	8.033	
27	112	GOMEZ FUERTES Javier	ESP	14.533	8.633	
28	251	SASAKI JUNIOR Sergio	BRA	14.533	7.933	
31	122	CUCHERAT Yann	FRA	14.366	8.366	
32	165	YAMAMURO Koji	JPN	14.366	7.966	
34	114	LOPEZ Ruben	ESP	14.300	8.400	
35	225	MARAS Vlasios	GRE	14.300	7.300	
39	154	OTTAVI Paolo	ITA	14.066	8.266	
40	183	BUIDOSO Ovidiu	ROU	14.066	8.066	
41	205	VERNIAIEV Oleg	UKR	14.066	7.766	
42	235	TREILOVS Dmitrijs	LAT	14.033	8.233	
43	214	MIKULAK Samuel	USA	14.033	7.433	
50	253	CAESAR Quazi Syque	BAN	13.700	8.300	
51	182	BERBECAR Marius Daniel	ROU	13.700	8.200	
52	237	ELSAHARTY Mohamed Sherif	EGY	13.666	8.066	
53	230	GORBACHEV Stepan	KAZ	13.666	7.766	



North Greenwich Arena
North Greenwich Arena

SAT 28 JUL 2012

Gymnastics Artistic

Gymnastique artistique

Men

Hommes

Qualification - High Bar

Barre fixe - Qualification



Tie - Break Report

Rapport de tie-break



Rank	Bib	Name	NOC Code	Total	Execution Score	Difficulty Score
54	252	LEIMLEHNER Fabian	AUT	13.533	7.633	
55	247	SHEK Wai Hung	HKG	13.533	7.133	
56	221	ARONOVICH Felix	ISR	13.500	8.000	
57	256	GIRALDO LOPEZ Jorge Hugo	COL	13.500	7.900	

NOTES

Tie-break rules

Ties will be broken by the following criteria:

1. The highest Execution score
2. The highest Difficulty score
3. If the gymnasts remain tied they will share the same classification

The underline mark indicates where the tie was broken

LEGEND



Horizontal Bar



North Greenwich Arena
North Greenwich Arena

SAT 28 JUL 2012

Gymnastics Artistic
Gymnastique artistique

Men
Hommes

Qualification - Rings
Anneaux - Qualification



Tie - Break Report

Rapport de tie-break



Rank	Bib	Name	NOC Code	Total	Execution Score	Difficulty Score
5	191	ABLYAZIN Denis	RUS	15.500	8.900	
6	244	RAMOS Tommy	PUR	15.500	8.700	
11	162	TANAKA Kazuhito	JPN	15.100	9.100	
12	211	DALTON Jacob	USA	15.100	8.900	
13	144	NGUYEN Marcel	GER	15.100	8.700	
14	215	OROZCO John	USA	15.066	8.766	
15	151	ANGIOLETTI Matteo	ITA	15.066	8.666	
16	132	PURVIS Daniel	GBR	15.033	8.933	
17	163	TANAKA Yusuke	JPN	15.033	8.833	
21	145	TOBA Andreas	GER	14.900	8.600	
22	114	LOPEZ Ruben	ESP	14.900	8.500	
23	165	YAMAMURO Koji	JPN	14.900	8.100	
=24	102	FENG Zhe	CHN	14.866	8.566	6.300
=24	154	OTTAVI Paolo	ITA	14.866	8.566	6.300
26	204	STEPKO Oleg	UKR	14.866	8.466	
29	251	SASAKI JUNIOR Sergio	BRA	14.633	8.933	
30	194	GARIBOV Emin	RUS	14.633	8.833	
=31	131	OLDHAM Sam	GBR	14.600	8.700	5.900
=31	213	LEYVA Danell	USA	14.600	8.700	5.900
33	185	KOCZI Flavius	ROU	14.600	8.500	
34	205	VERNIAIEV Oleg	UKR	14.600	8.300	
36	124	SABOT Hamilton	FRA	14.533	8.833	
37	227	JEFFERIS Joshua	AUS	14.533	8.233	
39	231	ALMEIDA CAMPOS Manuel	POR	14.433	8.633	
40	233	PHAM Phuoc Hung	VIE	14.433	7.633	
41	184	COTUNA Vlad Bogdan	ROU	14.400	8.800	
42	103	GUO Weiyang	CHN	14.400	8.000	



North Greenwich Arena
North Greenwich Arena

SAT 28 JUL 2012

Gymnastics Artistic
Gymnastique artistique

Men
Hommes

Qualification - Rings
Anneaux - Qualification



Tie - Break Report

Rapport de tie-break



Rank	Bib	Name	NOC Code	Total	Execution Score	Difficulty Score
43	193	BELYAVSKIY David	RUS	14.366	8.666	
44	123	da SILVA Gael	FRA	14.366	8.366	
46	125	TOMMASONE Cyril	FRA	14.166	8.666	
47	141	BOY Philipp	GER	14.166	8.466	
48	171	KIM Hee Hoon	KOR	14.166	8.266	
=49	135	WHITLOCK Max	GBR	14.133	8.633	5.500
=49	245	CAPELLI Claudio	SUI	14.133	8.633	5.500
=53	113	GONZALEZ Fabian	ESP	14.033	8.733	5.300
=53	155	POZZO Enrico	ITA	14.033	8.733	5.300
55	222	SHATILOV Alexander	ISR	14.033	8.633	
65	240	SHIKHALIYEV Shakir	AZE	13.166	8.666	
66	242	KONECNY Martin	CZE	13.166	7.966	

NOTES

Tie-break rules

Ties will be broken by the following criteria:

1. The highest Execution score
2. The highest Difficulty score
3. If the gymnasts remain tied they will share the same classification

The underline mark indicates where the tie was broken

LEGEND



Rings



North Greenwich Arena
North Greenwich Arena

SAT 28 JUL 2012

Gymnastics Artistic

Gymnastique artistique

Men

Hommes

Qualification - Pommel Horse

Cheval d'arçons - Qualification



Tie - Break Report

Rapport de tie-break



Rank	Bib	Name	NOC Code	Total	Execution Score	Difficulty Score
7	193	BELYAVSKIY David	RUS	14.900	8.600	
8	135	WHITLOCK Max	GBR	14.900	8.500	
9	201	KUKSENKOV Mykola	UKR	14.900	8.400	
15	165	YAMAMURO Koji	JPN	14.400	8.400	
16	204	STEPKO Oleg	UKR	14.400	8.300	
17	246	GUSCINAS Rokas	LTU	14.366	8.466	
18	205	VERNIAIEV Oleg	UKR	14.366	8.166	
19	195	PAKHOMENKO Igor	RUS	14.333	8.733	
20	214	MIKULAK Samuel	USA	14.333	8.333	
=21	141	BOY Philipp	GER	14.333	8.233	6.100
=21	161	KATO Ryohei	JPN	14.333	8.233	6.100
23	194	GARIBOV Emin	RUS	14.233	8.733	
24	235	TREILOVS Dmitrijs	LAT	14.233	8.133	
25	134	THOMAS Kristian	GBR	14.133	8.433	
26	245	CAPELLI Claudio	SUI	14.133	8.333	
27	222	SHATILOV Alexander	ISR	14.133	8.233	
29	251	SASAKI JUNIOR Sergio	BRA	14.033	8.433	
30	124	SABOT Hamilton	FRA	14.033	8.233	
=33	144	NGUYEN Marcel	GER	13.900	8.500	5.400
=33	238	DAVTYAN Artur	ARM	13.900	8.500	5.400
37	230	GORBACHEV Stepan	KAZ	13.733	8.633	
38	192	BALANDIN Aleksandr	RUS	13.733	8.333	
42	227	JEFFERIS Joshua	AUS	13.433	8.233	
43	174	KIM Soo Myun	KOR	13.433	8.033	
44	221	ARONOVICH Felix	ISR	13.433	7.633	
45	132	PURVIS Daniel	GBR	13.400	7.500	
46	185	KOCZI Flavius	ROU	13.400	7.400	



North Greenwich Arena
North Greenwich Arena

SAT 28 JUL 2012

Gymnastics Artistic

Gymnastique artistique

Men

Hommes

Qualification - Pommel Horse

Cheval d'arçons - Qualification



Tie - Break Report

Rapport de tie-break



Rank	Bib	Name	NOC Code	Total	Execution Score	Difficulty Score
=51	111	BOTELLA PEREZ Isaac	ESP	12.900	7.600	5.300
=51	242	KONECNY Martin	CZE	12.900	7.600	5.300
55	181	BATAGA Cristian Ioan	ROU	12.700	7.600	
56	212	HORTON Jonathan	USA	12.700	7.400	
65	252	LEIMLEHNER Fabian	AUT	12.100	8.000	
66	171	KIM Hee Hoon	KOR	12.100	7.700	

NOTES

Tie-break rules

Ties will be broken by the following criteria:

1. The highest Execution score
2. The highest Difficulty score
3. If the gymnasts remain tied they will share the same classification

The underline mark indicates where the tie was broken

LEGEND



Pommel Horse



North Greenwich Arena
North Greenwich Arena

SAT 28 JUL 2012

Gymnastics Artistic
Gymnastique artistique

Men
Hommes

Qualification
Qualification



Tie - Break Report

Rapport de tie-break

Rank	Bib Name	NOC Code	Total	Sum of best scores					
				6	5	4	3	2	1
23	174 KIM Soo Myun	KOR	86.331	Sum of best scores	72.898				
				Sum of Execution scores					
				Sum of Difficulty scores					
24	154 OTTAVI Paolo	ITA	86.331	Sum of best scores	72.631				
				Sum of Execution scores					
				Sum of Difficulty scores					

NOTES

Tie-break rules

Ties will be broken by the following criteria:

1. The highest sum of the final apparatus scores (i.e. add the total of the 5, 4, 3, 2, 1 of the highest final apparatus scores)
2. The highest total Execution score by adding all apparatus
3. The highest total Difficulty score by adding all apparatus
4. If the gymnasts remain tied they will share the same classification

The underline mark indicates where the tie was broken



North Greenwich Arena
North Greenwich Arena

MON 30 JUL 2012

Gymnastics Artistic

Gymnastique artistique

Men's Team

Compétition par équipes - hommes

Final

Finale



Judges Assignments

Affectation des juges

Superior Jury

STOICA Adrian
KARACSONY Istvan
BUTCHER Steven
IAROV Edouard
KATO Sawao
MARCOS FELIPE Julio
HUANG Liping

FIG President
FIG Floor Supervisor
FIG Pommel Horse Supervisor
FIG Rings Supervisor
FIG Vault Supervisor
FIG Parallel Bars Supervisor
FIG Horizontal Bar Supervisor



Function	Name	NOC Code
D1	BERCZI Istvan Ferenc	HUN
D2	REIMERING Vincent	NED
E1	COUSSEMENT Alain	BEL
E2	STRUPLER Andreas	SUI
E3	AMIRBEKOV Timur	KAZ
E4	CABALLERO Robson	BRA
E5	BRICKNER Rafael	ISR
ER1	THINGVOLD Tom	NOR
ER2	BERNABE Douglas	ESA
Time Judge	HANLEY Nikki	GBR
Line Judge 1	MOORE Simon	GBR
Line Judge 2	BREWER Ross	GBR



Function	Name	NOC Code
D1	CARRILES Pablo	ESP
D2	TAKEUCHI Teruaki	JPN
E1	TORO Enrique	ECU
E2	PROVIAS Nikolaos	GRE
E3	KURTEV Zdravko	BUL
E4	PELC Zbigniew	POL
E5	VARGA Gabriel	SVK
ER1	HODZIC LEDERER Enes	SLO
ER2	LIEFELDT Robert	RSA



Function	Name	NOC Code
D1	FEDARAU Andrey	BLR
D2	SZYJKO Paul	AUS
E1	ALIYEV Rza	AZE
E2	VUKOJA Mario	CRO
E3	ROCHA Joao Paulo	POR
E4	HEIDERICH Raymond	CAN
E5	SALAZAR ORTIZ Gustavo	MEX
ER1	HUMMEL Jens	SWE
ER2	STYLIANOU Sotiris	CYP



Function	Name	NOC Code
D1	SALANITRO Enrique Luis	ARG
D2	MACCHIA Alain	FRA
E1	DUS Pavel	CZE
E2	LAGOS Rodrigo	CHI
E3	LEE Hosik	KOR
E4	DEJANOVIC Dejan	SRB
E5	TOTH Josef	AUT
ER1	KALAJA Teppo	FIN
ER2	BERNARD Joseph	LUX
Line Judge	NIVEN REED Julian	GBR



Function	Name	NOC Code
D1	APOLZAN Mircea Dumitru	ROU
D2	ZUNICH Andreja	USA
E1	DONOGHUE Denis	IRL
E2	SURPIKAS Viktoras	LTU
E3	YUEN Ka Keung	HKG
E4	CORREDOR SEGURA Jaime	COL
E5	MICKEVICS Arturs	LAT
ER1	SANDOVAL Jorge	VEN
ER2	HADJI Mohammed	ALG
Time Judge	LEIGH Colin	GBR



Function	Name	NOC Code
D1	ALBRECHT Holger	GER
D2	TOMBS Andrew	GBR
E1	TRAVERSO Fulvio	ITA
E2	BUI Dinh	VIE
E3	COLON Javier	PUR
E4	LI Jing	CHN
E5	ANDREEV Dmitry	RUS
ER1	CHEN Ming-Yao	TPE
ER2	TOMASSON Bjorn	ISL

Reserves

Control Number	Name	NOC Code
R1	BARAKA Tamer	EGY
R2	SEROBYAN Hakob	ARM

LEGEND

Dx Difficulty Judges (x=1-2)

Ex Execution Judges (x=1-5)

ERx Execution Reference Judges (x=1-2)

Rx Reserve Judges



Floor



Pommel Horse



Rings



Vault



Parallel Bars



Horizontal Bar



North Greenwich Arena
North Greenwich Arena

MON 30 JUL 2012

Gymnastics Artistic

Gymnastique artistique

Men's Team

Compétition par équipes - hommes







Final

Finale



Results

Résultats

Rank	Bib	NOC Name	Total						
1		CHN - People's Republic of China	275.997	45.133 (5)	43.833 (4)	<u>44.899</u> (5)	48.316 (1)	46.750 (1)	47.066 (1)
	101	CHEN Yibing	30.533		14.733	15.800			
	102	FENG Zhe	76.099	14.400		14.533	16.216	15.950	15.000
	103	GUO Weiyang	44.366		14.600	14.566		15.200	
	104	ZHANG Chenglong	76.866	14.900	14.500		16.200	15.600	15.666
	105	ZOU Kai	48.133	15.833			15.900		16.400
2		JPN - Japan	271.952	44.733 (6)	42.365 (5)	<u>45.699</u> (2)	45.974 (7)	46.282 (2)	46.899 (2)
	161	KATO Ryohei	46.107	15.300	14.766		16.041		
	162	TANAKA Kazuhito	57.698	13.733	13.433			15.366	15.166
	163	TANAKA Yusuke	46.700			15.200		15.500	16.000
	164	UCHIMURA Kohei	92.048	15.700	14.166	15.133	15.900	15.416	15.733
	165	YAMAMURO Koji	29.399			15.366	14.033		
3		GBR - Great Britain	271.711	46.132 (1)	<u>45.932</u> (1)	43.066 (8)	48.182 (2)	44.566 (7)	43.833 (7)
	131	OLDHAM Sam	42.999			14.033		14.966	14.000
	132	PURVIS Daniel	90.265	15.533	14.733	14.600	15.966	14.800	14.633
	133	SMITH Louis	15.966		15.966				
	134	THOMAS Kristian	61.616	15.433		14.433	16.550		15.200
	135	WHITLOCK Max	60.865	15.166	15.233		15.666	14.800	
4		UKR - Ukraine	271.526	44.065 (8)	44.966 (3)	45.699 (2)	<u>48.065</u> (3)	44.733 (6)	43.998 (6)
	201	KUKSENKOV Mykola	60.799		15.100	15.233		15.200	15.266
	202	NAKONECHNYI Vitalii	43.465	14.333	14.866				14.266
	203	RADIVILOV Igor	31.499			15.433	16.066		
	204	STEPKO Oleg	74.565	14.866	15.000	15.033	15.733	13.933	
	205	VERNIAIEV Oleg	61.198	14.866			16.266	15.600	14.466
5		USA - United States of America	269.952	<u>45.266</u> (3)	40.633 (7)	45.257 (4)	46.632 (6)	45.765 (3)	46.399 (3)
	211	DALTON Jacob	46.565	15.466		15.033	16.066		
	212	HORTON Jonathan	30.466			15.266			15.200
	213	LEYVA Danell	59.832	15.200	13.400			15.366	15.866
	214	MIKULAK Samuel	60.332	14.600	14.500		15.966	15.266	
	215	OROZCO John	72.757		12.733	14.958	14.600	15.133	15.333
6		RUS - Russian Federation	269.603	<u>45.308</u> (2)	42.299 (6)	46.132 (1)	46.866 (5)	43.965 (8)	45.033 (5)
	191	ABLYAZIN Denis	47.491	15.475		15.616	16.400		
	192	BALANDIN Aleksandr	29.282			15.816		13.466	
	193	BELYAVSKIY David	74.265	14.933	12.933		16.133	15.433	14.833
	194	GARIBOV Emin	60.199		14.833	14.700		15.066	15.600
	195	PAKHOMENKO Igor	58.366	14.900	14.533		14.333		14.600



North Greenwich Arena
North Greenwich Arena

MON 30 JUL 2012

Gymnastics Artistic

Gymnastique artistique

Men's Team

Compétition par équipes - hommes







Final

Finale



Results

Résultats

Rank	Bib	NOC Name	Total						
7		GER - Germany	268.019	45.199 (4)	<u>40.466</u> (8)	44.824 (6)	47.032 (4)	45.433 (4)	45.065 (4)
	141	BOY Philipp	57.332	14.800	13.200		15.566		13.766
	142	HAMBUCHEN Fabian	77.123	15.066		14.858	15.633	15.400	16.166
	143	KRIMMER Sebastian	29.266		14.733			14.533	
	144	NGUYEN Marcel	76.932	15.333		15.133	15.833	15.500	15.133
	145	TOBA Andreas	27.366		12.533	14.833			
8		FRA - France	265.441	44.066 (7)	45.265 (2)	43.432 (7)	<u>44.473</u> (8)	45.290 (5)	42.915 (8)
	121	BENY Pierre Yves	86.255	14.333	15.033	14.466	14.566	14.591	13.266
	122	CUCHERAT Yann							
	123	da SILVA Gael	60.065	15.200		14.633	15.466		14.766
	124	SABOT Hamilton	59.548		14.766	14.333		15.566	14.883
	125	TOMMASONE Cyril	59.573	14.533	15.466		14.441	15.133	

NOTES

Underlined totals indicate startings apparatus

LEGEND

 Floor  Pommel Horse  Rings  Vault  Parallel Bars  Horizontal Bar



North Greenwich Arena
North Greenwich Arena

MON 30 JUL 2012

Gymnastics Artistic
Gymnastique artistique

Men's Team

Compétition par équipes - hommes

Final - Floor Exercise

Exercices au sol - finale



Individual Judges Scores

Scores individuels des juges



Rank	Bib	Name	NOC Code	Time	D Score	Execution Jury (E)										Penalty		Total
						E1	E2	E3	E4	E5	E Jury Score	ER1 Score	ER2 Score	ER Score	E Score	L / T / O		
1	105	ZOU Kai	CHN	1:07	6.900	9.0	8.5	9.0	8.9	8.9	8.933	8.7	9.0	8.850	8.933		15.833	
2	164	UCHIMURA Kohei	JPN	1:07	6.700	9.2	8.9	8.9	9.2	8.9	9.000	9.0	8.7	8.850	9.000		15.700	
3	132	PURVIS Daniel	GBR	1:02	6.500	9.2	9.1	8.8	9.0	9.0	9.033	9.2	8.9	9.050	9.033		15.533	
4	191	ABLYAZIN Denis	RUS	1:09	6.900	8.9	8.7	8.5	8.9	8.8	8.800	8.4	8.3	8.350	* 8.575		* 15.475	
5	211	DALTON Jacob	USA	1:02	6.600	8.8	9.1	8.5	8.9	8.9	8.866	8.7	9.0	8.850	8.866		15.466	
6	134	THOMAS Kristian	GBR	1:04	6.300	9.3	9.1	9.2	9.1	9.0	9.133	9.2	9.2	9.200	9.133		15.433	
7	144	NGUYEN Marcel	GER	1:05	6.500	9.0	8.8	8.9	8.5	8.8	8.833	8.9	8.7	8.800	8.833		15.333	
8	161	KATO Ryohei	JPN	1:06	6.600	9.0	8.9	8.8	8.9	8.9	8.900	8.4	8.6	8.500	* 8.700		* 15.300	
9	123	da SILVA Gael	FRA	1:07	6.300	9.0	8.9	8.9	8.6	8.9	8.900	8.8	8.8	8.800	8.900		15.200	
9	213	LEYVA Danell	USA	1:07	6.300	8.9	8.9	9.0	8.9	8.6	8.900	8.8	8.7	8.750	8.900		15.200	
11	135	WHITLOCK Max	GBR	1:03	6.500	8.8	8.9	8.8	8.7	8.4	8.766	8.7	8.6	8.650	8.766	.1 / .0 / .0	15.166	
12	142	HAMBUCHEN Fabian	GER	1:08	6.100	9.0	9.1	9.0	8.9	8.9	8.966	9.0	9.0	9.000	8.966		15.066	
13	193	BELYAVSKIY David	RUS	1:07	6.200	8.4	8.8	9.2	8.8	8.6	8.733	8.9	8.4	8.650	8.733		14.933	
14	104	ZHANG Chenglong	CHN	1:10	6.500	8.5	8.3	8.2	8.5	8.4	8.400	8.2	8.3	8.250	8.400		14.900	
14	195	PAKHOMENKO Igor	RUS	1:09	6.200	8.7	8.6	8.7	8.7	8.7	8.700	8.4	8.5	8.450	8.700		14.900	
16	204	STEPKO Oleg	UKR	1:07	6.200	8.7	8.9	8.9	8.7	8.9	8.833	8.4	8.6	8.500	* 8.666		* 14.866	
16	205	VERNIAIEV Oleg	UKR	1:07	6.500	7.9	8.4	8.5	8.4	8.3	8.366	8.1	8.6	8.350	8.366		14.866	
18	141	BOY Philipp	GER	1:04	6.100	8.7	8.8	8.7	8.6	8.7	8.700	8.4	8.7	8.550	8.700		14.800	
19	214	MIKULAK Samuel	USA	1:09	6.600	8.1	8.0	8.0	8.0	8.0	8.000	8.2	8.4	8.300	8.000		14.600	
20	125	TOMMASONO Cyril	FRA	1:08	5.800	8.8	8.7	8.5	8.7	8.8	8.733	8.6	8.6	8.600	8.733		14.533	
21	102	FENG Zhe	CHN	1:08	6.100	8.4	8.6	8.3	8.4	8.4	8.400	8.4	8.5	8.450	8.400	.1 / .0 / .0	14.400	
22	121	BENY Pierre Yves	FRA	1:07	5.400	8.9	8.9	9.1	9.0	8.7	8.933	9.0	8.6	8.800	8.933		14.333	
22	202	NAKONECHNYI Vitalii	UKR	1:09	5.600	8.7	8.6	8.7	9.0	8.8	8.733	8.7	8.7	8.700	8.733		14.333	
24	162	TANAKA Kazuhito	JPN	1:05	5.900	7.6	7.9	8.0	8.0	7.5	7.833	7.7	8.0	7.850	7.833		13.733	



North Greenwich Arena
North Greenwich Arena

MON 30 JUL 2012

Gymnastics Artistic
Gymnastique artistique

Men's Team

Compétition par équipes - hommes

Final - Floor Exercise

Exercices au sol - finale



Individual Judges Scores

Scores individuels des juges



Rank	Bib	Name	NOC Code	Time	D Score	Execution Jury (E)										Penalty		Total
						E1	E2	E3	E4	E5	E Jury Score	ER1 Score	ER2 Score	ER Score	E Score			

LEGEND

* Reference score applied

L Line

D Difficulty

O Other

E Execution

Spec Ded Specific apparatus deduction

Ex Execution Judges (x=1-5)

T Time

ER Execution Reference

ERx Execution Reference Judges (x=1-2)



Floor





North Greenwich Arena
North Greenwich Arena

MON 30 JUL 2012

Gymnastics Artistic
Gymnastique artistique

Men's Team

Compétition par équipes - hommes

Final - Vault

Saut de cheval - finale



Individual Judges Scores

Scores individuels des juges



Rank	Bib	Name	NOC Code	D Score	Execution Jury (E)										Penalty		Total
					E1	E2	E3	E4	E5	E Jury Score	ER1 Score	ER2 Score	ER Score	E Score	L / T / O		
1	134	THOMAS Kristian	GBR	7.000	9.5	9.4	9.5	9.5	9.7	9.500	9.6	9.6	9.600	*	9.550	* 16.550	
2	191	ABLYAZIN Denis	RUS	7.000	9.6	9.2	9.3	9.4	9.5	9.400	9.4	9.4	9.400		9.400	16.400	
3	205	VERNIAIEV Oleg	UKR	7.000	9.2	9.1	9.3	9.3	9.3	9.266	9.2	9.3	9.250		9.266	16.266	
4	102	FENG Zhe	CHN	7.000	9.0	9.2	9.2	9.1	9.1	9.133	9.3	9.3	9.300	*	9.216	* 16.216	
5	104	ZHANG Chenglong	CHN	7.000	9.2	9.2	9.3	9.2	9.1	9.200	9.2	9.4	9.300		9.200	16.200	
6	193	BELYAVSKIY David	RUS	7.000	9.1	9.1	9.3	9.1	9.2	9.133	9.1	9.1	9.100		9.133	16.133	
7	203	RADIVILOV Igor	UKR	7.000	9.0	8.9	9.1	9.1	9.3	9.066	9.0	9.1	9.050		9.066	16.066	
7	211	DALTON Jacob	USA	7.000	9.1	9.1	9.2	9.3	9.2	9.166	9.3	9.1	9.200		9.166	16.066	
9	161	KATO Ryohei	JPN	6.600	9.3	9.3	9.1	9.5	9.4	9.333	9.5	9.6	9.550	*	9.441	* 16.041	
10	132	PURVIS Daniel	GBR	6.600	9.4	9.3	9.3	9.4	9.4	9.366	9.3	9.4	9.350		9.366	15.966	
10	214	MIKULAK Samuel	USA	7.000	9.1	8.9	9.3	8.9	9.2	9.066	9.2	9.0	9.100		9.066	15.966	
12	105	ZOU Kai	CHN	6.600	9.1	9.2	9.4	9.4	9.3	9.300	9.2	9.2	9.200		9.300	15.900	
12	164	UCHIMURA Kohei	JPN	6.600	9.2	9.2	9.4	9.6	9.3	9.300	9.4	9.4	9.400		9.300	15.900	
14	144	NGUYEN Marcel	GER	6.600	9.2	9.2	9.2	9.4	9.3	9.233	9.4	9.3	9.350		9.233	15.833	
15	204	STEPKO Oleg	UKR	6.600	8.9	8.9	9.3	9.3	9.2	9.133	8.9	9.2	9.050		9.133	15.733	
16	135	WHITLOCK Max	GBR	6.600	9.1	9.2	9.2	9.2	9.0	9.166	9.2	9.3	9.250		9.166	15.666	
17	142	HAMBUCHEN Fabian	GER	6.600	9.1	9.0	9.1	9.2	9.2	9.133	9.2	9.1	9.150		9.133	15.633	
18	141	BOY Philipp	GER	6.600	9.0	8.7	8.8	9.1	9.1	8.966	9.1	9.0	9.050		8.966	15.566	
19	123	da SILVA Gael	FRA	6.600	9.1	8.9	9.2	9.2	9.2	9.166	9.1	9.1	9.100		9.166	15.466	
20	215	OROZCO John	USA	6.600	7.8	8.1	8.1	8.0	7.9	8.000	7.7	8.0	7.850		8.000	14.600	
21	121	BENY Pierre Yves	FRA	5.400	9.1	9.1	9.4	9.2	9.2	9.166	9.1	9.1	9.100		9.166	14.566	
22	125	TOMMASONI Cyril	FRA	6.200	8.4	8.5	8.3	8.6	8.4	8.433	8.6	8.7	8.650	*	8.541	* 14.441	
23	195	PAKHOMENKO Igor	RUS	6.600	7.9	8.0	7.8	8.3	8.2	8.033	7.9	2.1	5.000		8.033	14.333	
24	165	YAMAMURO Koji	JPN	6.200	8.2	7.8	8.3	8.1	8.1	8.133	8.3	8.1	8.200		8.133	14.033	





North Greenwich Arena
North Greenwich Arena

MON 30 JUL 2012

Gymnastics Artistic
Gymnastique artistique

Men's Team
Compétition par équipes - hommes

Final - Vault
Saut de cheval - finale



Individual Judges Scores

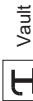
Scores individuels des juges



Rank	Bib	Name	NOC Code	D Score	Execution Jury (E)										Penalty		Total
					E1	E2	E3	E4	E5	E Jury Score	ER1 Score	ER2 Score	ER Score	E Score	L / T / O		

LEGEND

* Reference score applied
L Line
E Execution
Spec Ded Specific apparatus deduction
D Difficulty
O Other
Ex Execution Judges (x=1-5)
T Time
ER Execution Reference
V Vault number
ERx Execution Reference Judges (x=1-2)



Vault





North Greenwich Arena
North Greenwich Arena

MON 30 JUL 2012

Gymnastics Artistic
Gymnastique artistique
Men's Team
Compétition par équipes - hommes
Final - Parallel Bars
Barres parallèles - finale



Individual Judges Scores

Scores individuels des juges



Rank	Bib	Name	NOC Code	D Score	Execution Jury (E)										Penalty		Total
					E1	E2	E3	E4	E5	E Jury Score	ER1 Score	ER2 Score	ER Score	E Score	L / T / O		
1	102	FENG Zhe	CHN	7.000	8.8	8.7	9.0	8.9	8.7	8.800	9.2	9.0	9.100	* 8.950	* 15.950		
2	104	ZHANG Chenglong	CHN	6.500	9.1	9.4	9.1	9.0	9.1	9.100	9.2	8.9	9.050	9.100	15.600		
2	205	VERNIAIEV Oleg	UKR	6.500	9.1	9.2	9.0	9.1	9.1	9.100	9.0	9.0	9.000	9.100	15.600		
4	124	SABOT Hamilton	FRA	6.700	9.0	8.9	8.6	9.1	8.7	8.866	8.8	8.9	8.850	8.866	15.566		
5	144	NGUYEN Marcel	GER	6.800	8.7	8.4	8.7	9.0	8.7	8.700	8.3	8.5	8.400	8.700	15.500		
5	163	TANAKA Yusuke	JPN	6.400	9.3	9.1	8.8	9.0	9.2	9.100	9.2	9.2	9.200	9.100	15.500		
7	193	BELYAVSKIY David	RUS	6.300	9.2	9.1	9.2	9.1	9.1	9.133	9.2	9.1	9.150	9.133	15.433		
8	164	UCHIMURA Kohei	JPN	6.500	8.8	8.9	9.1	8.7	8.8	8.833	9.0	9.0	9.000	* 8.916	* 15.416		
9	142	HAMBUCHEN Fabian	GER	6.500	8.9	8.9	8.9	8.8	8.9	8.900	9.1	8.9	9.000	8.900	15.400		
10	162	TANAKA Kazuhito	JPN	6.700	8.8	8.8	8.6	8.6	8.4	8.666	8.7	8.7	8.700	8.666	15.366		
10	213	LEYVA Danell	USA	6.600	8.6	9.1	8.6	9.0	8.7	8.766	8.8	8.5	8.650	8.766	15.366		
12	214	MIKULAK Samuel	USA	6.200	9.1	9.3	9.1	8.9	9.0	9.066	9.0	9.0	9.000	9.066	15.266		
13	103	GUO Weiyang	CHN	6.500	8.8	8.8	8.2	8.6	8.7	8.700	9.0	8.7	8.850	8.700	15.200		
13	201	KUKSENKOV Mykola	UKR	6.500	8.6	8.8	8.4	8.7	9.1	8.700	8.5	8.9	8.700	8.700	15.200		
15	125	TOMMASONI Cyril	FRA	6.200	8.9	9.0	8.7	8.9	9.0	8.933	8.9	8.8	8.850	8.933	15.133		
15	215	OROZCO John	USA	6.600	8.5	8.2	8.2	8.8	8.4	8.366	8.8	8.6	8.700	* 8.533	* 15.133		
17	194	GARIBOV Emin	RUS	6.500	8.6	8.6	8.5	8.5	9.1	8.566	8.6	8.8	8.700	8.566	15.066		
18	131	OLDHAM Sam	GBR	6.100	8.9	8.7	8.9	9.0	8.8	8.866	9.1	8.9	9.000	8.866	14.966		
19	132	PURVIS Daniel	GBR	6.400	8.1	8.2	8.3	8.7	8.7	8.400	8.0	8.6	8.300	8.400	14.800		
19	135	WHITLOCK Max	GBR	6.000	8.8	8.9	8.4	8.9	8.7	8.800	8.7	8.7	8.700	8.800	14.800		
21	121	BENY Pierre Yves	FRA	6.000	8.7	8.4	8.5	8.4	8.4	8.433	8.9	8.6	8.750	* 8.591	* 14.591		
22	143	KRIMMER Sebastian	GER	6.200	8.2	8.1	8.4	8.5	8.4	8.333	8.4	8.0	8.200	8.333	14.533		
23	204	STEPKO Oleg	UKR	6.200	7.3	8.0	7.7	7.5	8.2	7.733	7.6	7.7	7.650	7.733	13.933		
24	192	BALANDIN Aleksandr	RUS	5.700	7.4	8.0	7.9	7.8	7.6	7.766	7.6	8.0	7.800	7.766	13.466		



North Greenwich Arena
North Greenwich Arena

MON 30 JUL 2012

Gymnastics Artistic
Gymnastique artistique
Men's Team
Compétition par équipes - hommes
Final - Parallel Bars
Barres parallèles - finale



Individual Judges Scores

Scores individuels des juges



Rank	Bib	Name	NOC Code	D Score	Execution Jury (E)										Penalty		Total
					E1	E2	E3	E4	E5	E Jury Score	ER1 Score	ER2 Score	ER Score	E Score	L / T / O		

LEGEND

* Reference score applied
L Line
D Difficulty
O Other
E Execution
Spec Ded Specific apparatus deduction
Ex Execution Judges (x=1-5)
T Time
ER Execution Reference
ERx Execution Reference Judges (x=1-2)

Parallel Bars





North Greenwich Arena
North Greenwich Arena

MON 30 JUL 2012

Gymnastics Artistic
Gymnastique artistique

Men's Team

Compétition par équipes - hommes

Final - High Bar

Barre fixe - finale



Individual Judges Scores

Scores individuels des juges



Rank	Bib	Name	NOC Code	D Score	Execution Jury (E)										Penalty		Total
					E1	E2	E3	E4	E5	E Jury Score	ER1 Score	ER2 Score	ER Score	E Score	L / T / O		
1	105	ZOU Kai	CHN	7.700	8.5	9.0	8.8	8.8	8.5	8.700	9.0	8.5	8.750	8.700	16.400		
2	142	HAMBUCHEN Fabian	GER	7.500	8.7	8.7	8.6	8.7	8.6	8.666	8.8	8.4	8.600	8.666	16.166		
3	163	TANAKA Yusuke	JPN	7.300	8.7	8.8	8.6	8.5	8.8	8.700	8.7	8.5	8.600	8.700	16.000		
4	213	LEYVA Danell	USA	7.200	8.7	8.8	9.0	8.5	8.4	8.666	8.6	8.7	8.650	8.666	15.866		
5	164	UCHIMURA Kohei	JPN	7.200	8.9	8.4	8.4	8.3	8.8	8.533	8.6	8.0	8.300	8.533	15.733		
6	104	ZHANG Chenglong	CHN	7.500	8.1	8.1	8.3	8.5	8.0	8.166	8.2	8.0	8.100	8.166	15.666		
7	194	GARIBOV Emin	RUS	7.300	8.3	7.9	8.5	8.2	8.4	8.300	8.2	8.2	8.200	8.300	15.600		
8	215	OROZCO John	USA	6.700	8.8	8.6	8.7	8.5	8.6	8.633	8.9	8.7	8.800	8.633	15.333		
9	201	KUKSENKOV Mykola	UKR	7.100	8.4	7.6	7.9	8.2	8.5	8.166	8.3	8.4	8.350	8.166	15.266		
10	134	THOMAS Kristian	GBR	6.500	8.8	8.7	8.6	8.6	9.0	8.700	9.2	8.7	8.950	8.700	15.200		
10	212	HORTON Jonathan	USA	6.500	8.7	8.8	8.6	8.7	8.7	8.700	8.9	8.6	8.750	8.700	15.200		
12	162	TANAKA Kazuhito	JPN	6.700	8.5	8.5	8.4	7.8	8.5	8.466	8.4	8.6	8.500	8.466	15.166		
13	144	NGUYEN Marcel	GER	7.000	8.4	8.4	8.2	8.4	8.3	8.366	7.7	8.1	7.900	* 8.133	* 15.133		
14	102	FENG Zhe	CHN	6.900	7.8	8.6	7.9	8.7	7.7	8.100	8.3	7.5	7.900	8.100	15.000		
15	124	SABOT Hamilton	FRA	6.400	8.4	8.2	8.5	8.1	8.5	8.366	8.5	8.7	8.600	* 8.483	* 14.883		
16	193	BELYAVSKIY David	RUS	6.100	8.9	8.7	8.6	8.5	8.9	8.733	8.9	8.7	8.800	8.733	14.833		
17	123	da SILVA Gael	FRA	6.400	8.5	8.9	8.2	8.1	8.4	8.366	8.6	8.3	8.450	8.366	14.766		
18	132	PURVIS Daniel	GBR	6.100	8.7	8.6	8.3	8.5	8.5	8.533	8.5	8.4	8.450	8.533	14.633		
19	195	PAKHOMENKO Igor	RUS	6.400	8.1	8.3	8.0	8.3	8.2	8.200	8.3	8.4	8.350	8.200	14.600		
20	205	VERNIAIEV Oleg	UKR	6.000	8.6	8.6	8.2	8.3	8.5	8.466	8.5	8.3	8.400	8.466	14.466		
21	202	NAKONECHNYI Vitalii	UKR	6.000	8.0	8.4	8.4	8.2	8.2	8.266	8.6	7.9	8.250	8.266	14.266		
22	131	OLDHAM Sam	GBR	6.300	7.8	7.7	7.8	7.4	7.6	7.700	7.8	7.7	7.750	7.700	14.000		
23	141	BOY Philipp	GER	6.400	7.5	7.4	7.2	7.3	7.4	7.366	7.5	7.2	7.350	7.366	13.766		
24	121	BENY Pierre Yves	FRA	5.100	8.3	8.6	8.0	8.2	7.7	8.166	8.2	7.9	8.050	8.166	13.266		



North Greenwich Arena
North Greenwich Arena

MON 30 JUL 2012

Gymnastics Artistic
Gymnastique artistique
Men's Team
Compétition par équipes - hommes
Final - High Bar
Barre fixe - finale



Individual Judges Scores

Scores individuels des juges



Rank	Bib	Name	NOC Code	D Score	Execution Jury (E)										Penalty		Total
					E1	E2	E3	E4	E5	E Jury Score	ER1 Score	ER2 Score	ER Score	E Score	L / T / O		

LEGEND

* Reference score applied
L Line

D Difficulty
O Other

E Execution
Spec Ded Specific apparatus deduction

Ex Execution Judges (x=1-5)
T Time

ERx Execution Reference Judges (x=1-2)

ER Execution Reference

ERx Execution Reference Judges (x=1-2)

Horizontal Bar





North Greenwich Arena
North Greenwich Arena

MON 30 JUL 2012

Gymnastics Artistic
Gymnastique artistique

Men's Team

Compétition par équipes - hommes

Final - Rings

Anneaux - finale



Individual Judges Scores

Scores individuels des juges



Rank	Bib	Name	NOC Code	D Score	Execution Jury (E)										Penalty		Total
					E1	E2	E3	E4	E5	E Jury Score	ER1 Score	ER2 Score	ER Score	E Score	L / T / O		
1	192	BALANDIN Aleksandr	RUS	6.700	9.1	9.1	8.9	9.1	8.9	9.033	9.2	9.2	9.200	*	9.116	* 15.816	
2	101	CHEN Yibing	CHN	6.800	9.0	9.0	8.9	9.1	9.0	9.000	8.9	9.1	9.000		9.000	15.800	
3	191	ABLYAZIN Denis	RUS	6.600	9.1	9.0	8.4	8.8	9.0	8.933	9.1	9.1	9.100	*	9.016	* 15.616	
4	203	RADIVILOV Igor	UKR	6.600	8.8	8.6	9.1	8.9	8.8	8.833	8.7	9.1	8.900		8.833	15.433	
5	165	YAMAMURO Koji	JPN	6.700	8.7	8.4	8.5	8.8	8.8	8.666	8.6	8.5	8.550		8.666	15.366	
6	212	HORTON Jonathan	USA	6.700	8.5	8.5	8.3	8.8	8.7	8.566	8.5	8.5	8.500		8.566	15.266	
7	201	KUKSENKOV Mykola	UKR	6.300	9.1	9.0	8.9	8.9	8.9	8.933	9.0	9.0	9.000		8.933	15.233	
8	163	TANAKA Yusuke	JPN	6.200	9.0	9.0	8.9	9.1	9.0	9.000	9.1	8.9	9.000		9.000	15.200	
9	144	NGUYEN Marcel	GER	6.400	8.8	8.7	9.0	8.6	8.7	8.733	8.8	8.9	8.850		8.733	15.133	
9	164	UCHIMURA Kohei	JPN	6.500	8.7	8.5	8.6	8.6	8.7	8.633	8.7	8.5	8.600		8.633	15.133	
11	204	STEPKO Oleg	UKR	6.400	8.7	8.6	7.9	8.6	8.8	8.633	8.5	8.9	8.700		8.633	15.033	
11	211	DALTON Jacob	USA	6.200	8.9	8.9	8.7	9.0	8.7	8.833	8.7	8.8	8.750		8.833	15.033	
13	215	OROZCO John	USA	6.300	8.9	8.8	8.7	8.7	8.8	8.766	8.6	8.5	8.550	*	8.658	* 14.958	
14	142	HAMBUCHEN Fabian	GER	5.900	9.1	9.0	8.7	8.9	8.4	8.866	8.9	9.2	9.050	*	8.958	* 14.858	
15	145	TOBA Andreas	GER	6.300	8.6	8.5	8.0	8.7	8.5	8.533	8.4	8.1	8.250		8.533	14.833	
16	194	GARIBOV Emin	RUS	5.800	8.9	8.9	8.9	9.0	8.8	8.900	9.0	9.0	9.000		8.900	14.700	
17	123	da SILVA Gael	FRA	6.000	8.5	8.5	8.7	8.7	8.7	8.633	8.6	8.7	8.650		8.633	14.633	
18	132	PURVIS Daniel	GBR	6.100	8.6	8.7	8.4	8.5	8.2	8.500	8.4	8.4	8.400		8.500	14.600	
19	103	GUO Weiyang	CHN	6.400	8.0	8.2	8.3	8.0	8.3	8.166	8.1	7.9	8.000		8.166	14.566	
20	102	FENG Zhe	CHN	6.300	8.2	8.1	8.0	8.4	8.5	8.233	8.2	8.2	8.200		8.233	14.533	
21	121	BENY Pierre Yves	FRA	5.700	8.7	8.7	8.9	8.8	8.8	8.766	8.8	8.6	8.700		8.766	14.466	
22	134	THOMAS Kristian	GBR	5.800	8.6	8.6	8.9	8.5	8.7	8.633	8.6	8.5	8.550		8.633	14.433	
23	124	SABOT Hamilton	FRA	5.700	8.8	8.7	8.5	8.6	8.6	8.633	8.6	8.7	8.650		8.633	14.333	
24	131	OLDHAM Sam	GBR	5.900	8.1	8.2	8.4	8.1	8.1	8.133	8.5	8.1	8.300		8.133	14.033	



North Greenwich Arena
North Greenwich Arena

MON 30 JUL 2012

Gymnastics Artistic
Gymnastique artistique

Men's Team

Compétition par équipes - hommes

Final - Rings

Anneaux - finale



Individual Judges Scores

Scores individuels des juges



Rank	Bib	Name	NOC Code	D Score	Execution Jury (E)										Penalty		Total
					E1	E2	E3	E4	E5	E Jury Score	ER1 Score	ER2 Score	ER Score	E Score	L / T / O		

LEGEND

* Reference score applied

L Line

D Difficulty
O Other

E Execution
Spec Ded Specific apparatus deduction

Ex Execution Judges (x=1-5)
T Time

ER Execution Reference

ERx Execution Reference Judges (x=1-2)



Rings





North Greenwich Arena
North Greenwich Arena

MON 30 JUL 2012

Gymnastics Artistic
Gymnastique artistique

Men's Team

Compétition par équipes - hommes

Final - Pommel Horse

Cheval d'arçons - finale



Individual Judges Scores

Scores individuels des juges



Rank	Bib	Name	NOC Code	D Score	Execution Jury (E)										Penalty		Total
					E1	E2	E3	E4	E5	E Jury Score	ER1 Score	ER2 Score	ER Score	E Score	L / T / O		
1	133	SMITH Louis	GBR	6.900	9.3	8.9	9.0	9.1	9.1	9.1	9.066	9.2	9.0	9.100	9.066	15.966	
2	125	TOMMASON Cyril	FRA	6.500	9.2	8.9	8.9	9.1	8.7	8.7	8.966	8.9	9.0	8.950	8.966	15.466	
3	135	WHITLOCK Max	GBR	6.500	8.7	8.7	8.9	8.5	8.8	8.8	8.733	8.5	8.7	8.600	8.733	15.233	
4	201	KUKSENKOV Mykola	UKR	6.200	9.3	8.9	8.9	8.9	8.8	8.8	8.900	8.8	8.8	8.800	8.900	15.100	
5	121	BENY Pierre Yves	FRA	6.500	8.5	8.6	8.5	8.3	8.8	8.8	8.533	8.7	8.4	8.550	8.533	15.033	
6	204	STEPKO Oleg	UKR	6.400	8.9	8.8	8.6	8.4	2.0	8.600	8.4	8.3	8.350	8.600	15.000		
7	202	NAKONECHNYI Vitalii	UKR	6.200	8.5	8.7	8.8	8.9	8.2	8.666	8.8	8.7	8.750	8.666	14.866		
8	194	GARIBOV Emin	RUS	5.900	9.0	8.8	8.9	8.9	9.1	8.933	9.1	8.9	9.000	8.933	14.833		
9	124	SABOT Hamilton	FRA	6.100	8.7	8.7	8.7	8.5	8.6	8.666	8.6	8.8	8.700	8.666	14.766		
9	161	KATO Ryohei	JPN	6.100	8.6	8.7	8.4	8.8	8.7	8.666	8.7	8.1	8.400	8.666	14.766		
11	101	CHEN Yibing	CHN	6.200	9.0	8.6	8.5	8.3	8.5	8.533	8.9	8.2	8.550	8.533	14.733		
11	132	PURVIS Daniel	GBR	6.200	8.8	8.8	8.1	8.0	8.7	8.533	8.6	8.3	8.450	8.533	14.733		
11	143	KRIMMER Sebastian	GER	6.000	8.6	8.8	8.4	8.9	8.8	8.733	8.5	8.7	8.600	8.733	14.733		
14	103	GUO Weiyang	CHN	6.300	8.5	8.5	8.0	8.2	8.2	8.300	8.4	7.7	8.050	8.300	14.600		
15	195	PAKHOMENKO Igor	RUS	5.900	8.7	8.7	8.4	8.7	8.5	8.633	8.6	8.6	8.600	8.633	14.533		
16	104	ZHANG Chenglong	CHN	5.800	9.0	8.6	8.4	8.5	9.0	8.700	8.8	8.4	8.600	8.700	14.500		
16	214	MIKULAK Samuel	USA	6.000	8.2	8.4	8.6	8.5	8.9	8.500	8.8	8.6	8.700	8.500	14.500		
18	164	UCHIMURA Kohei	JPN	6.100	8.3	8.0	8.2	8.0	8.0	8.066	8.3	8.0	8.150	8.066	14.166		
19	162	TANAKA Kazuhito	JPN	5.800	8.1	7.8	7.8	7.3	7.2	7.633	7.8	7.8	7.800	7.633	13.433		
20	213	LEYVA Danell	USA	5.800	8.0	7.7	7.7	7.4	7.3	7.600	8.0	7.8	7.900	7.600	13.400		
21	141	BOY Philipp	GER	5.900	7.8	7.2	6.2	7.2	7.5	7.300	7.3	7.0	7.150	7.300	13.200		
22	193	BELYAVSKIY David	RUS	5.400	8.3	7.5	7.4	7.7	7.4	7.533	7.7	7.4	7.550	7.533	12.933		
23	215	OROZCO John	USA	5.800	7.0	7.0	6.8	6.8	7.6	6.933	7.0	6.6	6.800	6.933	12.733		
24	145	TOBA Andreas	GER	5.000	7.8	7.3	7.4	7.5	7.7	7.533	7.4	6.9	7.150	7.533	12.533		



North Greenwich Arena
North Greenwich Arena

MON 30 JUL 2012

Gymnastics Artistic
Gymnastique artistique

Men's Team

Compétition par équipes - hommes

Final - Pommel Horse

Cheval d'arçons - finale



Individual Judges Scores

Scores individuels des juges



Rank	Bib	Name	NOC Code	D Score	Execution Jury (E)										Penalty		Total
					E1	E2	E3	E4	E5	E Jury Score	ER1 Score	ER2 Score	ER Score	E Score	L / T / O		

LEGEND

* Reference score applied

L Line



Pommel Horse

D Difficulty

O Other

E Execution

Spec Ded

Specific apparatus deduction

Ex

Execution Judges (x=1-5)

T Time

ER Execution Reference

ERx Execution Reference Judges (x=1-2)





North Greenwich Arena
North Greenwich Arena

WED 1 AUG 2012

Gymnastics Artistic

Gymnastique artistique

Men's Individual All-Around

Concours multiple individuel, hommes

Final

Finale



Judges Assignments

Affectation des juges

Superior Jury

STOICA Adrian
KARACSONY Istvan
BUTCHER Steven
IAROV Edouard
KATO Sawao
MARCOS FELIPE Julio
HUANG Liping

FIG President
FIG Floor Supervisor
FIG Pommel Horse Supervisor
FIG Rings Supervisor
FIG Vault Supervisor
FIG Parallel Bars Supervisor
FIG Horizontal Bar Supervisor



Function	Name	NOC Code
D1	BERCZI Istvan Ferenc	HUN
D2	REIMERING Vincent	NED
E1	TORO Enrique	ECU
E2	TRAVERSO Fulvio	ITA
E3	MICKEVICS Arturs	LAT
E4	COUSSEMENT Alain	BEL
E5	PELC Zbigniew	POL
ER1	THINGVOLD Tom	NOR
ER2	CHEN Ming-Yao	TPE
Time Judge	LEIGH Colin	GBR
Line Judge 1	HANLEY Nikki	GBR
Line Judge 2	WOOLLS Lee	GBR



Function	Name	NOC Code
D1	CARRILES Pablo	ESP
D2	TAKEUCHI Teruaki	JPN
E1	ALIYEV Rza	AZE
E2	YUEN Ka Keung	HKG
E3	VUKOJA Mario	CRO
E4	LAGOS Rodrigo	CHI
E5	STRUPLER Andreas	SUI
ER1	SANDOVAL Jorge	VEN
ER2	HODZIC LEDERER Enes	SLO



Function	Name	NOC Code
D1	FEDARAU Andrey	BLR
D2	SZYJKO Paul	AUS
E1	ANDREEV Dmitry	RUS
E2	CORREDOR SEGURA Jaime	COL
E3	AMIRBEKOV Timur	KAZ
E4	HEIDERICH Raymond	CAN
E5	LEE Hosik	KOR
ER1	KALAJA Teppo	FIN
ER2	TOMASSON Bjorn	ISL



Function	Name	NOC Code
D1	SALANITRO Enrique Luis	ARG
D2	MACCHIA Alain	FRA
E1	SALAZAR ORTIZ Gustavo	MEX
E2	TOTH Josef	AUT
E3	DONOGHUE Denis	IRL
E4	SURPIKAS Viktoras	LTU
E5	DEJANOVIC Dejan	SRB
ER1	BERNARD Joseph	LUX
ER2	HADJI Mohammed	ALG
Line Judge	MOORE Simon	GBR



Function	Name	NOC Code
D1	APOLZAN Mircea Dumitru	ROU
D2	ZUNICH Andreja	USA
E1	ROCHA Joao Paulo	POR
E2	DUS Pavel	CZE
E3	LI Jing	CHN
E4	VARGA Gabriel	SVK
E5	BRICKNER Rafael	ISR
ER1	HUMMEL Jens	SWE
ER2	BERNABE Douglas	ESA
Time Judge	NIVEN REED Julian	GBR



Function	Name	NOC Code
D1	ALBRECHT Holger	GER
D2	TOMBS Andrew	GBR
E1	BUI Dinh	VIE
E2	CABALLERO Robson	BRA
E3	COLON Javier	PUR
E4	PROVIAS Nikolaos	GRE
E5	KURTEV Zdravko	BUL
ER1	LIEFELDT Robert	RSA
ER2	STYLIANOU Sotiris	CYP

Reserves

Control Number	Name	NOC Code
R1	SEROBYAN Hakob	ARM
R2	BARAKA Tamer	EGY

LEGEND

Dx Difficulty Judges (x=1-2)

Ex Execution Judges (x=1-5)

ERx Execution Reference Judges (x=1-2)

Rx Reserve Judges



Floor



Pommel Horse



Rings



Vault



Parallel Bars



Horizontal Bar



North Greenwich Arena
North Greenwich Arena

WED 1 AUG 2012

Gymnastics Artistic

Gymnastique artistique

Men's Individual All-Around

Concours multiple individuel, hommes







Final

Finale



Results

Résultats

Rank	Bib	Name	NOC Code							Total
1	164	UCHIMURA Kohei	JPN	15.100	<u>15.066</u>	15.333	16.266	15.325	15.600	92.690
2	144	NGUYEN Marcel	GER	15.300	<u>13.666</u>	15.366	15.666	15.833	15.200	91.031
3	213	LEYVA Danell	USA	<u>15.366</u>	13.500	14.733	15.566	15.833	15.700	90.698
4	201	KUKSENKOV Mykola	UKR	<u>14.633</u>	14.600	15.200	15.533	15.400	15.066	90.432
5	193	BELYAVSKIY David	RUS	<u>14.466</u>	14.866	14.833	16.200	15.166	14.766	90.297
6	162	TANAKA Kazuhito	JPN	14.166	13.433	<u>15.200</u>	15.533	15.500	15.575	89.407
7	134	THOMAS Kristian	GBR	<u>15.566</u>	14.566	14.633	14.908	14.733	15.000	89.406
8	215	OROZCO John	USA	<u>15.433</u>	12.566	15.200	15.900	15.266	14.966	89.331
9	113	GONZALEZ Fabian	ESP	14.600	14.733	<u>13.966</u>	16.133	14.400	15.166	88.998
10	251	SASAKI JUNIOR Sergio	BRA	14.233	<u>14.366</u>	14.233	16.100	15.200	14.833	88.965
11	205	VERNIAIEV Oleg	UKR	14.533	13.966	<u>14.866</u>	16.233	15.033	14.300	88.931
12	222	SHATILOV Alexander	ISR	15.600	<u>14.266</u>	14.200	15.133	14.400	14.833	88.432
13	132	PURVIS Daniel	GBR	15.166	<u>14.266</u>	14.800	16.000	13.600	14.500	88.332
14	194	GARIBOV Emin	RUS	14.475	<u>14.233</u>	14.866	14.833	15.366	14.233	88.006
15	142	HAMBUCHEN Fabian	GER	<u>15.200</u>	13.266	14.800	14.766	15.400	14.333	87.765
16	125	TOMMASONE Cyril	FRA	13.500	15.333	<u>14.400</u>	15.358	15.000	14.066	87.657
17	245	CAPELLI Claudio	SUI	14.866	14.366	<u>14.166</u>	14.566	14.850	14.500	87.314
18	155	POZZO Enrico	ITA	14.700	13.900	14.000	<u>15.466</u>	14.533	14.433	87.032
19	227	JEFFERIS Joshua	AUS	14.066	13.533	14.800	<u>15.433</u>	14.900	14.133	86.865
20	174	KIM Soo Myun	KOR	12.266	13.700	14.200	<u>16.000</u>	14.641	14.966	85.773
21	254	VERBAEYS Jimmy	BEL	13.933	14.033	14.000	<u>15.266</u>	14.833	13.166	85.231
22	154	OTTAVI Paolo	ITA	12.466	14.033	15.016	<u>15.000</u>	14.100	14.033	84.648
23	112	GOMEZ FUERTES Javier	ESP	14.266	12.433	<u>14.800</u>	15.466	14.733	12.733	84.431
24	258	KULESZA Roman	POL	13.866	13.000	13.866	<u>14.400</u>	15.100	13.933	84.165

NOTES

Underlined totals indicates starting apparatus

LEGEND



Floor



Pommel Horse



Rings



Vault



Parallel Bars



Horizontal Bar



North Greenwich Arena
North Greenwich Arena

WED 1 AUG 2012

Gymnastics Artistic

Gymnastique artistique

Men's Individual All-Around

Concours multiple individuel, hommes

Final - Floor Exercise

Exercices au sol - finale



Individual Judges Scores

Scores individuels des juges



Rank	Bib	Name	NOC Code	Time	D Score	Execution Jury (E)										Penalty		Total
						E1	E2	E3	E4	E5	E Jury Score	ER1 Score	ER2 Score	ER Score	E Score	L / T / O		
1	222	SHATILOV Alexander	ISR	1:07	6.700	8.8	9.1	9.0	8.7	8.9	8.900	8.8	9.1	8.950	8.900	15.600		
2	134	THOMAS Kristian	GBR	1:07	6.300	9.3	9.3	8.9	9.4	9.2	9.266	9.2	9.2	9.200	9.266	15.566		
3	215	OROZCO John	USA	1:08	6.100	9.4	9.3	9.0	9.3	9.4	9.333	9.1	9.3	9.200	9.333	15.433		
4	213	LEVYA Danell	USA	1:07	6.300	9.4	9.1	8.9	9.1	9.0	9.066	9.1	9.1	9.100	9.066	15.366		
5	144	NGUYEN Marcel	GER	1:04	6.500	9.0	8.9	8.7	8.6	8.8	8.800	9.0	8.8	8.900	8.800	15.300		
6	142	HAMBUCHEN Fabian	GER	1:06	6.100	9.3	9.1	9.1	9.1	8.9	9.100	9.2	9.0	9.100	9.100	15.200		
7	132	PURVIS Daniel	GBR	1:05	6.500	8.7	8.6	8.7	8.8	8.6	8.666	8.8	8.9	8.850	8.666	15.166		
8	164	UCHIMURA Kohei	JPN	1:06	6.700	8.4	8.4	8.4	8.1	8.5	8.400	8.5	8.5	8.500	8.400	15.100		
9	245	CAPELLI Claudio	SUI	1:00	6.000	8.8	8.9	9.1	8.9	8.8	8.866	8.7	8.7	8.700	8.866	14.866		
10	155	POZZO Enrico	ITA	1:03	5.900	8.5	9.1	8.8	8.7	8.9	8.800	8.8	8.7	8.750	8.800	14.700		
11	201	KUKSENKOV Mykola	UKR	1:10	5.900	8.7	8.8	8.7	9.0	8.7	8.733	8.7	8.7	8.700	8.733	14.633		
12	113	GONZALEZ Fabian	ESP	1:03	6.300	8.2	8.2	8.0	8.5	8.6	8.300	8.3	8.6	8.450	8.300	14.600		
13	205	VERNIAIEV Oleg	UKR	1:07	6.500	8.2	8.5	8.3	8.2	8.5	8.333	8.2	8.3	8.250	8.333	14.533	.3 / .0 / .0	
14	194	GARIBOV Emin	RUS	1:07	5.500	9.1	9.1	9.1	8.9	9.1	9.100	8.8	8.9	8.850	* 8.975	* 14.475	.0 / .0	
15	193	BELYAVSKIY David	RUS	1:06	6.200	8.7	8.7	8.6	8.1	8.8	8.666	8.4	8.5	8.450	8.666	14.466	.4 / .0 / .0	
16	112	GOMEZ FUERTES Javier	ESP	1:07	5.900	8.1	8.6	8.3	8.2	8.7	8.366	8.3	8.6	8.450	8.366	14.266		
17	251	SASAKI JUNIOR Sergio	BRA	1:07	5.700	8.5	8.4	8.7	8.3	8.7	8.533	8.6	8.4	8.500	8.533	14.233		
18	162	TANAKA Kazuhito	JPN	1:07	5.900	8.3	8.1	8.3	8.2	8.5	8.266	7.8	8.7	8.250	8.266	14.166		
19	227	JEFFERIS Joshua	AUS	1:07	5.500	8.5	8.6	8.6	8.5	8.6	8.566	8.6	8.6	8.600	8.566	14.066		
20	254	VERBAEYS Jimmy	BEL	1:08	5.800	8.1	8.1	8.1	8.6	8.2	8.133	8.0	8.5	8.250	8.133	13.933		
21	258	KULESZA Roman	POL	1:02	5.200	8.6	8.7	8.6	8.7	8.7	8.666	8.4	8.8	8.600	8.666	13.866		
22	125	TOMMASONI Cyril	FRA	1:02	5.300	8.3	8.5	7.5	8.2	8.1	8.200	8.5	8.2	8.350	8.200	13.500		
23	154	OTTAVI Paolo	ITA	1:11	5.600	7.0	7.0	7.2	7.2	7.0	7.066	7.4	7.5	7.450	7.066	12.466	.1 / .1 / .0	
24	174	KIM Soo Myun	KOR	1:10	5.700	6.6	7.2	7.0	7.0	6.4	6.866	7.0	7.7	7.350	6.866	12.266	.3 / .0 / .0	



North Greenwich Arena
North Greenwich Arena

WED 1 AUG 2012

Gymnastics Artistic
Gymnastique artistique
Men's Individual All-Around
Concours multiple individuel, hommes
Final - Floor Exercise
Exercices au sol - finale



Individual Judges Scores

Scores individuels des juges



Rank	Bib	Name	NOC Code	Time	D Score	Execution Jury (E)										Penalty		Total
						E1	E2	E3	E4	E5	E Jury Score	ER1 Score	ER2 Score	ER Score	E Score	L / T / O		

Judge E1 for Floor TORO Enrique (ECU) was replaced by SEROBYAN Hakob (ARM) from Rotation 4 to Rotation 6.

LEGEND

* Reference score applied D Difficulty E Execution Ex Execution Judges (x=1-5) ER Execution Reference ERx Execution Reference Judges (x=1-2)
L Line O Other Spec Ded Specific apparatus deduction T Time



Floor





North Greenwich Arena
North Greenwich Arena

WED 1 AUG 2012

Gymnastics Artistic
Gymnastique artistique

Men's Individual All-Around
Concours multiple individuel, hommes

Final - Vault

Saut de cheval - finale



Individual Judges Scores

Scores individuels des juges

T

Rank	Bib	Name	NOC Code	D Score	Execution Jury (E)										Penalty		Total
					E1	E2	E3	E4	E5	E Jury Score	ER1 Score	ER2 Score	ER Score	E Score	L / T / O		
1	164	UCHIMURA Kohei	JPN	6.600	9.7	9.6	9.6	9.7	9.7	9.666	9.8	9.6	9.700	9.666		16.266	
2	205	VERNIAIEV Oleg	UKR	7.000	9.0	9.2	9.3	9.3	9.2	9.233	9.2	9.3	9.250	9.233		16.233	
3	193	BELYAVSKIY David	RUS	7.000	9.2	9.1	9.2	9.4	9.2	9.200	9.1	9.1	9.100	9.200		16.200	
4	113	GONZALEZ Fabian	ESP	6.600	9.6	9.6	9.4	9.5	9.5	9.533	9.5	9.3	9.400	9.533		16.133	
5	251	SASAKI JUNIOR Sergio	BRA	6.600	9.4	9.6	9.5	9.4	9.6	9.500	9.5	9.5	9.500	9.500		16.100	
6	132	PURVIS Daniel	GBR	6.600	9.5	9.4	9.4	9.4	9.2	9.400	9.6	9.4	9.500	9.400		16.000	
6	174	KIM Soo Myun	KOR	6.600	9.5	9.4	9.4	9.4	9.4	9.400	9.3	9.3	9.300	9.400		16.000	
8	215	OROZCO John	USA	6.600	9.4	9.1	9.4	9.2	9.3	9.300	9.2	9.1	9.150	9.300		15.900	
9	144	NGUYEN Marcel	GER	6.600	9.1	9.2	9.2	9.3	9.1	9.166	9.1	9.2	9.150	9.166	.1 / .0 / .0	15.666	
10	213	LEYVA Danell	USA	6.200	9.4	9.4	9.4	9.3	9.3	9.366	9.3	9.4	9.350	9.366		15.566	
11	162	TANAKA Kazuhito	JPN	6.200	9.4	9.3	9.3	9.4	9.3	9.333	9.3	9.4	9.350	9.333		15.533	
11	201	KUKSENKOV Mykola	UKR	6.200	9.4	9.3	9.3	9.4	9.2	9.333	9.2	9.4	9.300	9.333		15.533	
13	112	GOMEZ FUERTES Javier	ESP	6.200	9.4	9.1	9.3	9.3	9.2	9.266	9.3	9.2	9.250	9.266		15.466	
13	155	POZZO Enrico	ITA	6.200	9.3	9.5	9.2	9.3	9.2	9.266	9.3	9.4	9.350	9.266		15.466	
15	227	JEFFERIS Joshua	AUS	6.200	9.3	9.1	9.3	9.2	9.2	9.233	9.3	9.0	9.150	9.233		15.433	
16	125	TOMMASONI Cyril	FRA	6.200	9.2	9.2	9.1	9.2	8.8	9.166	9.3	9.4	9.350	* 9.258	.1 / .0 / .0	* 15.358	
17	254	VERBAEYS Jimmy	BEL	6.200	9.1	9.2	9.2	9.3	9.0	9.166	9.3	9.2	9.250	9.166	.1 / .0 / .0	15.266	
18	222	SHATILOV Alexander	ISR	6.200	9.1	8.8	9.2	9.0	9.0	9.033	9.1	9.0	9.050	9.033	.1 / .0 / .0	15.133	
19	154	OTTAVI Paolo	ITA	5.800	9.2	9.4	9.2	9.2	9.1	9.200	9.2	9.1	9.150	9.200		15.000	
20	134	THOMAS Kristian	GBR	7.000	8.3	8.4	8.8	8.4	8.1	8.366	8.2	7.9	8.050	* 8.208	.3 / .0 / .0	* 14.908	
21	194	GARIBOV Emin	RUS	6.200	9.0	8.9	8.9	9.1	8.9	8.933	8.9	8.6	8.750	8.933	.3 / .0 / .0	14.833	
22	142	HAMBUCHEN Fabian	GER	6.600	8.5	8.2	8.3	8.2	8.3	8.266	8.2	8.0	8.100	8.266	.1 / .0 / .0	14.766	
23	245	CAPELLI Claudio	SUI	6.600	8.3	8.3	8.3	8.2	8.1	8.266	8.2	8.0	8.100	8.266	.3 / .0 / .0	14.566	
24	258	KULESZA Roman	POL	6.200	8.2	8.4	8.6	8.7	8.5	8.500	8.4	8.2	8.300	8.500	.3 / .0 / .0	14.400	



North Greenwich Arena
North Greenwich Arena

WED 1 AUG 2012

Gymnastics Artistic
Gymnastique artistique

Men's Individual All-Around
Concours multiple individuel, hommes

Final - Vault

Saut de cheval - finale



Individual Judges Scores

Scores individuels des juges



Rank	Bib	Name	NOC Code	D Score	Execution Jury (E)										Penalty		Total
					E1	E2	E3	E4	E5	E Jury Score	ER1 Score	ER2 Score	ER Score	E Score	L / T / O		

LEGEND

* Reference score applied

L Line



Vault

E Execution

Spec Ded

Specific apparatus deduction

Ex

Execution

T Time

Execution Judges (x=1-5)

V Vault number

ER Execution Reference

ERx Execution Reference Judges (x=1-2)





North Greenwich Arena
North Greenwich Arena

WED 1 AUG 2012

Gymnastics Artistic
Gymnastique artistique

Men's Individual All-Around
Concours multiple individuel, hommes

Final - Parallel Bars
Barres parallèles - finale



Individual Judges Scores

Scores individuels des juges



Rank	Bib	Name	NOC Code	D Score	Execution Jury (E)										Penalty		Total
					E1	E2	E3	E4	E5	E Jury Score	ER1 Score	ER2 Score	ER Score	E Score	L / T / O		
1	144	NGUYEN Marcel	GER	6.800	9.0	9.2	9.0	9.1	8.9	9.033	9.1	8.5	8.800	9.033	15.833		
1	213	LEYVA Danell	USA	6.600	9.3	9.2	9.2	9.3	9.0	9.233	9.1	9.4	9.250	9.233	15.833		
3	162	TANAKA Kazuhito	JPN	6.700	8.7	8.7	8.8	9.1	8.9	8.800	8.8	8.5	8.650	8.800	15.500		
4	142	HAMBUCHEN Fabian	GER	6.500	9.0	9.0	8.7	8.8	8.9	8.900	9.0	9.0	9.000	8.900	15.400		
4	201	KUKSENKOV Mykola	UKR	6.500	8.8	9.2	8.6	9.0	8.9	8.900	8.7	8.8	8.750	8.900	15.400		
6	194	GARIBOV Emin	RUS	6.500	8.7	8.9	9.1	8.8	8.9	8.866	8.7	8.9	8.800	8.866	15.366		
7	164	UCHIMURA Kohei	JPN	6.400	8.8	8.8	8.8	8.8	8.9	8.800	9.1	9.0	9.050	* 8.925	* 15.325		
8	215	OROZCO John	USA	6.600	8.6	8.7	8.6	8.7	8.7	8.666	8.7	8.8	8.750	8.666	15.266		
9	251	SASAKI JUNIOR Sergio	BRA	6.200	9.0	9.1	8.8	8.9	9.2	9.000	9.0	9.1	9.050	9.000	15.200		
10	193	BELYAVSKIY David	RUS	6.400	8.9	8.7	8.6	8.8	8.8	8.766	8.7	8.8	8.750	8.766	15.166		
11	258	KULESZA Roman	POL	6.200	8.8	9.1	8.8	9.0	8.9	8.900	8.7	8.7	8.700	8.900	15.100		
12	205	VERNIAIEV Oleg	UKR	6.700	8.2	8.1	8.5	8.6	8.3	8.333	8.5	8.0	8.250	8.333	15.033		
13	125	TOMMASONI Cyril	FRA	6.200	8.7	9.0	8.8	8.6	8.9	8.800	8.8	8.8	8.800	8.800	15.000		
14	227	JEFFERIS Joshua	AUS	6.500	7.9	8.5	8.4	8.5	8.3	8.400	8.2	8.2	8.200	8.400	14.900		
15	245	CAPELLI Claudio	SUI	6.100	8.5	8.6	8.7	9.0	8.2	8.600	8.8	9.0	8.900	* 8.750	* 14.850		
16	254	VERBAEYS Jimmy	BEL	6.300	8.6	8.6	8.5	8.5	8.4	8.533	8.4	8.3	8.350	8.533	14.833		
17	112	GOMEZ FUERTES Javier	ESP	6.000	8.8	8.4	8.7	8.9	8.7	8.733	8.8	8.7	8.750	8.733	14.733		
17	134	THOMAS Kristian	GBR	5.800	9.0	9.0	8.9	8.7	8.9	8.933	8.9	9.0	8.950	8.933	14.733		
19	174	KIM Soo Myun	KOR	6.100	8.4	8.4	8.5	8.4	8.7	8.433	8.5	8.8	8.650	* 8.541	* 14.641		
20	155	POZZO Enrico	ITA	5.700	8.9	8.8	9.1	8.8	8.4	8.833	8.8	8.9	8.850	8.833	14.533		
21	113	GONZALEZ Fabian	ESP	5.600	8.7	8.9	8.8	9.0	8.6	8.800	8.8	8.8	8.800	8.800	14.400		
21	222	SHATILOV Alexander	ISR	5.700	8.5	8.5	8.4	8.5	8.8	8.500	8.8	9.0	8.900	* 8.700	* 14.400		
23	154	OTTAVI Paolo	ITA	5.400	8.4	8.7	8.5	9.0	8.9	8.700	8.7	9.0	8.850	8.700	14.100		
24	132	PURVIS Daniel	GBR	6.000	7.6	7.7	7.5	8.0	7.5	7.600	7.3	8.1	7.700	7.600	13.600		



North Greenwich Arena
North Greenwich Arena

WED 1 AUG 2012

Gymnastics Artistic
Gymnastique artistique

Men's Individual All-Around
Concours multiple individuel, hommes

Final - Parallel Bars
Barres parallèles - finale



Individual Judges Scores

Scores individuels des juges



Rank	Bib	Name	NOC Code	D Score	Execution Jury (E)										Penalty		Total
					E1	E2	E3	E4	E5	E Jury Score	ER1 Score	ER2 Score	ER Score	E Score	L / T / O		

LEGEND

* Reference score applied
L Line
Parallel Bars

E Execution
Spec Ded Specific apparatus deduction

Ex Execution Judges (x=1-5)
T Time

ER Execution Reference

ERx Execution Reference Judges (x=1-2)





North Greenwich Arena
North Greenwich Arena

WED 1 AUG 2012

Gymnastics Artistic
Gymnastique artistique

Men's Individual All-Around
Concours multiple individuel, hommes

Final - Horizontal Bar
Barre horizontale - finale



Individual Judges Scores

Scores individuels des juges



Rank	Bib	Name	NOC Code	D Score	Execution Jury (E)										Penalty		Total
					E1	E2	E3	E4	E5	E Jury Score	ER1 Score	ER2 Score	ER Score	E Score	L / T / O		
1	213	LEYVA Danell	USA	7.200	8.6	8.5	8.7	8.4	8.3	8.500	8.5	8.4	8.450	8.500	15.700		
2	164	UCHIMURA Kohei	JPN	6.900	8.7	8.7	8.7	8.8	8.6	8.700	8.9	8.7	8.800	8.700	15.600		
3	162	TANAKA Kazuhito	JPN	6.800	8.6	8.6	8.5	8.7	8.6	8.600	8.9	9.0	8.950	* 8.775	* 15.575		
4	144	NGUYEN Marcel	GER	7.000	8.4	8.0	8.3	8.3	7.9	8.200	7.9	8.1	8.000	8.200	15.200		
5	113	GONZALEZ Fabian	ESP	6.700	8.4	8.6	8.5	8.5	8.3	8.466	8.6	8.5	8.550	8.466	15.166		
6	201	KUKSENKOV Mykola	UKR	7.100	7.7	8.0	7.9	8.1	8.0	7.966	7.8	8.1	7.950	7.966	15.066		
7	134	THOMAS Kristian	GBR	6.400	8.6	8.6	8.3	8.6	8.6	8.600	8.9	8.7	8.800	8.600	15.000		
8	174	KIM Soo Myun	KOR	6.500	8.7	8.6	8.4	8.3	8.4	8.466	8.6	8.0	8.300	8.466	14.966		
8	215	OROZCO John	USA	6.700	8.6	8.2	8.4	8.2	8.1	8.266	8.2	7.9	8.050	8.266	14.966		
10	222	SHATILOV Alexander	ISR	6.300	8.5	8.6	8.5	8.5	8.7	8.533	8.6	8.8	8.700	8.533	14.833		
10	251	SASAKI JUNIOR Sergio	BRA	6.600	8.4	8.6	8.2	8.1	8.1	8.233	8.2	8.3	8.250	8.233	14.833		
12	193	BELYAVSKIY David	RUS	6.100	8.7	8.6	8.7	8.6	8.8	8.666	8.7	8.5	8.600	8.666	14.766		
13	132	PURVIS Daniel	GBR	6.100	8.3	8.5	8.2	8.4	8.6	8.400	8.6	8.2	8.400	8.400	14.500		
13	245	CAPELLI Claudio	SUI	6.300	8.1	8.4	8.1	8.2	8.3	8.200	8.2	8.4	8.300	8.200	14.500		
15	155	POZZO Enrico	ITA	6.400	8.1	8.0	8.0	8.1	7.9	8.033	8.0	7.7	7.850	8.033	14.433		
16	142	HAMBUCHEN Fabian	GER	6.900	7.4	7.6	7.5	7.2	7.4	7.433	7.4	8.1	7.750	7.433	14.333		
17	205	VERNIAIEV Oleg	UKR	6.000	8.3	8.4	8.3	8.2	8.3	8.300	8.4	8.2	8.300	8.300	14.300		
18	194	GARIBOV Emin	RUS	6.700	7.4	7.8	7.3	7.4	7.8	7.533	7.8	7.3	7.550	7.533	14.233		
19	227	JEFFERIS Joshua	AUS	6.100	8.1	8.1	7.9	7.8	8.2	8.033	8.4	8.2	8.300	8.033	14.133		
20	125	TOMMASONI Cyril	FRA	5.500	8.5	8.7	8.4	8.5	8.7	8.566	8.8	8.3	8.550	8.566	14.066		
21	154	OTTAVI Paolo	ITA	5.800	8.3	8.3	8.0	8.1	8.3	8.233	8.2	8.9	8.550	8.233	14.033		
22	258	KULESZA Roman	POL	6.300	7.6	7.7	7.4	7.6	7.9	7.633	7.9	7.2	7.550	7.633	13.933		
23	254	VERBAEYS Jimmy	BEL	5.700	7.3	7.6	8.0	7.5	6.9	7.466	7.6	6.9	7.250	7.466	13.166		
24	112	GOMEZ FUERTES Javier	ESP	5.400	7.4	7.3	7.5	7.3	7.3	7.333	7.1	7.2	7.150	7.333	12.733		



North Greenwich Arena
North Greenwich Arena

WED 1 AUG 2012

Gymnastics Artistic
Gymnastique artistique

Men's Individual All-Around
Concours multiple individuel, hommes

Final - Horizontal Bar
Barre horizontale - finale



Individual Judges Scores

Scores individuels des juges



Rank	Bib	Name	NOC Code	D Score	Execution Jury (E)										Penalty		Total
					E1	E2	E3	E4	E5	E Jury Score	ER1 Score	ER2 Score	ER Score	E Score	L / T / O		

LEGEND

* Reference score applied
L Line

E Execution
Spec Ded Specific apparatus deduction

Ex Execution Judges (x=1-5)
T Time

ER Execution Reference

ERx Execution Reference Judges (x=1-2)

Horizontal Bar





North Greenwich Arena
North Greenwich Arena

WED 1 AUG 2012

Gymnastics Artistic
Gymnastique artistique

Men's Individual All-Around
Concours multiple individuel, hommes

Final - Rings
Anneaux - finale



Individual Judges Scores

Scores individuels des juges



Rank	Bib	Name	NOC Code	D Score	Execution Jury (E)										Penalty		Total
					E1	E2	E3	E4	E5	E Jury Score	ER1 Score	ER2 Score	ER Score	E Score	L / T / O		
1	144	NGUYEN Marcel	GER	6.600	8.7	8.9	8.8	8.8	8.7	8.766	9.0	8.4	8.700	8.766	15.366		
2	164	UCHIMURA Kohei	JPN	6.500	8.5	9.1	9.2	8.8	8.6	8.833	8.7	8.7	8.700	8.833	15.333		
3	162	TANAKA Kazuhito	JPN	6.000	9.2	9.3	9.2	9.2	8.7	9.200	9.3	9.1	9.200	9.200	15.200		
3	201	KUKSENKOV Mykola	UKR	6.300	8.8	8.9	9.0	9.0	8.8	8.900	8.8	8.3	8.550	8.900	15.200		
3	215	OROZCO John	USA	6.300	8.7	8.8	9.0	8.9	9.1	8.900	9.0	8.8	8.900	8.900	15.200		
6	154	OTTAVI Paolo	ITA	6.300	8.8	9.0	8.7	8.7	9.0	8.833	8.6	8.6	8.600	* 8.716	* 15.016		
7	194	GARIBOV Emin	RUS	5.800	9.2	9.1	9.0	9.1	9.0	9.066	9.0	9.1	9.050	9.066	14.866		
7	205	VERNIAIEV Oleg	UKR	6.300	8.7	8.8	8.7	8.3	8.3	8.566	8.7	8.4	8.550	8.566	14.866		
9	193	BELYAVSKIY David	RUS	5.700	9.2	9.1	9.2	9.1	8.6	9.133	8.9	9.0	8.950	9.133	14.833		
10	112	GOMEZ FUERTES Javier	ESP	6.200	8.0	8.7	8.8	8.6	8.5	8.600	8.9	8.0	8.450	8.600	14.800		
10	132	PURVIS Daniel	GBR	6.100	8.8	8.9	8.3	8.7	8.6	8.700	8.8	9.0	8.900	8.700	14.800		
10	142	HAMBUCHEN Fabian	GER	5.900	8.7	8.9	8.9	8.9	9.0	8.900	9.0	8.9	8.950	8.900	14.800		
10	227	JEFFERIS Joshua	AUS	6.300	8.4	8.6	8.6	8.2	8.5	8.500	8.6	8.5	8.550	8.500	14.800		
14	213	LEYVA Danell	USA	5.900	8.7	9.1	8.8	8.9	8.8	8.833	8.8	8.8	8.800	8.833	14.733		
15	134	THOMAS Kristian	GBR	5.800	8.9	9.0	8.8	8.7	8.8	8.833	8.9	8.9	8.900	8.833	14.633		
16	125	TOMMASONI Cyril	FRA	5.500	8.9	9.2	9.0	8.8	8.8	8.900	9.0	8.9	8.950	8.900	14.400		
17	251	SASAKI JUNIOR Sergio	BRA	5.800	8.2	8.9	8.6	8.5	8.1	8.433	8.0	8.3	8.150	8.433	14.233		
18	174	KIM Soo Myun	KOR	5.900	8.1	8.4	8.4	8.0	8.6	8.300	8.2	8.4	8.300	8.300	14.200		
18	222	SHATILOV Alexander	ISR	5.400	9.0	8.7	9.0	8.7	8.5	8.800	8.5	8.8	8.650	8.800	14.200		
20	245	CAPELLI Claudio	SUI	5.500	8.5	8.9	8.6	8.7	8.7	8.666	8.5	8.8	8.650	8.666	14.166		
21	155	POZZO Enrico	ITA	5.300	8.7	9.0	8.6	8.8	8.6	8.700	8.8	8.8	8.800	8.700	14.000		
21	254	VERBAEYS Jimmy	BEL	5.500	8.5	8.6	8.6	8.2	8.4	8.500	8.3	8.3	8.300	8.500	14.000		
23	113	GONZALEZ Fabian	ESP	5.300	8.6	8.9	8.6	8.7	8.7	8.666	8.7	9.0	8.850	8.666	13.966		
24	258	KULESZA Roman	POL	5.300	8.6	8.7	8.4	8.3	8.7	8.566	8.7	8.2	8.450	8.566	13.866		



North Greenwich Arena
North Greenwich Arena

WED 1 AUG 2012

Gymnastics Artistic
Gymnastique artistique
Men's Individual All-Around
Concours multiple individuel, hommes
Final - Rings
Anneaux - finale



Individual Judges Scores

Scores individuels des juges



Rank	Bib	Name	NOC Code	D Score	Execution Jury (E)										Penalty		Total
					E1	E2	E3	E4	E5	E Jury Score	ER1 Score	ER2 Score	ER Score	E Score	L / T / O		

LEGEND

* Reference score applied
L Line

E Execution
Spec Ded Specific apparatus deduction

Ex Execution Judges (x=1-5)
T Time

ER Execution Reference

ERx Execution Reference Judges (x=1-2)



Rings





North Greenwich Arena
North Greenwich Arena

WED 1 AUG 2012

Gymnastics Artistic
Gymnastique artistique

Men's Individual All-Around
Concours multiple individuel, hommes

Final - Pommel Horse
Cheval d'arçons - finale



Individual Judges Scores

Scores individuels des juges



Rank	Bib	Name	NOC Code	D Score	Execution Jury (E)										Penalty		Total
					E1	E2	E3	E4	E5	E Jury Score	ER1 Score	ER2 Score	ER Score	E Score	L / T / O		
1	125	TOMMASON Cyril	FRA	6.500	8.7	9.0	8.7	8.9	8.9	8.833	8.8	8.9	8.850	8.833	15.333		
2	164	UCHIMURA Kohei	JPN	6.300	8.7	8.9	8.8	8.7	8.8	8.766	8.7	8.9	8.800	8.766	15.066		
3	193	BELYAVSKIY David	RUS	6.100	8.8	8.8	8.7	8.8	8.5	8.766	8.5	8.8	8.650	8.766	14.866		
4	113	GONZALEZ Fabian	ESP	5.900	8.9	8.8	8.7	8.9	8.8	8.833	8.8	8.8	8.800	8.833	14.733		
5	201	KUKSENKOV Mykola	UKR	5.900	8.8	8.9	8.4	8.8	8.5	8.700	8.3	8.5	8.400	8.700	14.600		
6	134	THOMAS Kristian	GBR	5.800	8.8	8.6	8.8	8.9	8.7	8.766	8.8	8.5	8.650	8.766	14.566		
7	245	CAPELLI Claudio	SUI	5.800	8.5	8.6	8.6	8.5	8.6	8.566	8.5	8.7	8.600	8.566	14.366		
7	251	SASAKI JUNIOR Sergio	BRA	5.600	8.8	8.7	8.5	8.9	8.8	8.766	8.9	8.6	8.750	8.766	14.366		
9	132	PURVIS Daniel	GBR	6.100	8.0	8.5	8.2	8.0	8.3	8.166	8.2	8.4	8.300	8.166	14.266		
9	222	SHATILOV Alexander	ISR	5.900	8.4	8.3	8.4	8.5	8.2	8.366	8.1	8.6	8.350	8.366	14.266		
11	194	GARIBOV Emin	RUS	5.500	8.8	8.8	8.6	9.2	8.4	8.733	8.3	8.7	8.500	8.733	14.233		
12	154	OTTAVI Paolo	ITA	5.300	8.7	8.8	8.8	8.7	8.6	8.733	8.5	8.7	8.600	8.733	14.033		
12	254	VERBAEYS Jimmy	BEL	5.600	8.5	8.5	8.2	8.4	8.4	8.433	8.3	8.4	8.350	8.433	14.033		
14	205	VERNIAIEV Oleg	UKR	6.500	7.4	7.7	7.4	7.6	7.3	7.466	7.3	7.6	7.450	7.466	13.966		
15	155	POZZO Enrico	ITA	5.300	8.6	8.3	8.7	8.5	8.7	8.600	8.5	8.7	8.600	8.600	13.900		
16	174	KIM Soo Myun	KOR	6.200	7.5	7.4	7.5	7.7	7.5	7.500	7.8	7.9	7.850	7.500	13.700		
17	144	NGUYEN Marcel	GER	5.400	8.3	8.3	8.1	8.5	8.2	8.266	8.3	8.2	8.250	8.266	13.666		
18	227	JEFFERIS Joshua	AUS	5.200	8.1	8.4	8.4	8.3	8.3	8.333	8.4	8.6	8.500	8.333	13.533		
19	213	LEVYA Danell	USA	5.100	8.4	8.4	8.4	8.7	8.0	8.400	8.5	8.4	8.450	8.400	13.500		
20	162	TANAKA Kazuhito	JPN	5.800	7.6	7.6	7.7	7.4	7.8	7.633	7.5	7.9	7.700	7.633	13.433		
21	142	HAMBUCHEN Fabian	GER	4.800	8.5	8.5	8.6	7.6	8.4	8.466	8.4	8.5	8.450	8.466	13.266		
22	258	KULESA Roman	POL	4.800	8.3	8.4	8.2	8.1	8.1	8.200	8.3	8.5	8.400	8.200	13.000		
23	215	OROZCO John	USA	5.200	7.0	7.5	7.7	7.6	6.9	7.366	6.9	7.7	7.300	7.366	12.566		
24	112	GOMEZ FUERTES Javier	ESP	5.600	6.5	7.3	6.9	6.6	7.0	6.833	7.3	7.0	7.150	6.833	12.433		



North Greenwich Arena
North Greenwich Arena

WED 1 AUG 2012

Gymnastics Artistic
Gymnastique artistique

Men's Individual All-Around
Concours multiple individuel, hommes

Final - Pommel Horse
Cheval d'arçons - finale



Individual Judges Scores

Scores individuels des juges



Rank	Bib	Name	NOC Code	D Score	Execution Jury (E)										Penalty		Total
					E1	E2	E3	E4	E5	E Jury Score	ER1 Score	ER2 Score	ER Score	E Score	L / T / O		

LEGEND

* Reference score applied
L Line

E Execution
Spec Ded Specific apparatus deduction

Ex Execution Judges (x=1-5)
T Time

ER Execution Reference

ERx Execution Reference Judges (x=1-2)



Pommel Horse

C75C-ref 1.0

Report Created WED 1 AUG 2012 18:53

Page 2/2





North Greenwich Arena
North Greenwich Arena

SUN 5 AUG 2012

Gymnastics Artistic
Gymnastique artistique

Apparatus
Agrès

Final
Finale



Judges Assignments

Affectation des juges

DAY 1 OF 3

MEN

Superior Jury

STOICA Adrian	FIG	President
KARACSONY Istvan	FIG	Floor Supervisor
BUTCHER Steven	FIG	Pommel Horse Supervisor
IAROV Edouard	FIG	Rings Supervisor
KATO Sawao	FIG	Vault Supervisor
MARCOS FELIPE Julio	FIG	Parallel Bars Supervisor
HUANG Liping	FIG	Horizontal Bar Supervisor



WOMEN

Superior Jury

KIM Nellie	FIG	President
DOWDELL Kym	FIG	Vault Supervisor
ANDRIANOVA Liubov	FIG	Uneven Bars Supervisor
SACCHI Donatella	FIG	Beam Supervisor
HARINISHI Yoshie	FIG	Floor Supervisor
YAN Ninan	FIG	Member
VALENZO AOKI Naomi	FIG	Member



Function	Name	NOC Code
D1	BERCZI Istvan Ferenc	HUN
D2	REIMERING Vincent	NED
E1	YUEN Ka Keung	HKG
E2	CORREDOR SEGURA Jaime	COL
E3	MICKEVICS Arturs	LAT
E4	PELC Zbigniew	POL
E5	COLON Javier	PUR
ER1	HODZIC LEDERER Enes	SLO
ER2	SANDOVAL Jorge	VEN
Time Judge	MOORE Simon	GBR
Line Judge 1	BREWER Ross	GBR
Line Judge 2	NIVEN REED Julian	GBR



Function	Name	NOC Code
D1	DE JONG Aukje	NED
D2	HAMILTON Cheryl Ann	USA
E1	KATINIENE Irina	LTU
E2	SAKURAI Rieko	JPN
E3	CORTIGIANI Dora	ITA
E4	MAO Peiwen	CHN
E5	MULAZIMOGLU BALLI Ozgur	TUR
ER1	DOBREVA Tzvetana	BUL
ER2	GRATT Johanna	AUT
Line Judge	MORGAN Debbie	GBR

Function	Name	NOC Code
D1	CARRILES Pablo	ESP
D2	TAKEUCHI Teruaki	JPN
E1	BUI Dinh	VIE
E2	VUKOJA Mario	CRO
E3	COUSSEMENT Alain	BEL
E4	LI Jing	CHN
E5	CABALLERO Robson	BRA
ER1	LIEFELDT Robert	RSA
ER2	HADJI Mohammed	ALG

Reserves

Control Number	Name	NOC Code
R1	TRAVERSO Fulvio	ITA
R2	AMIRBEKOV Timur	KAZ

Reserves

Control Number	Name	NOC Code
R1	KOSHEL Antonina	BLR

LEGEND

Dx Difficulty Judges (x=1-2)

Ex Execution Judges (x=1-5)

ERx Execution Reference Judges (x=1-2)

Rx Reserve Judges

Floor

Pommel Horse

Vault



North Greenwich Arena
North Greenwich Arena

MON 6 AUG 2012

Gymnastics Artistic

Gymnastique artistique

Apparatus

Agrès

Final

Finale



Judges Assignments

Affectation des juges

DAY 2 OF 3

MEN

Superior Jury

STOICA Adrian	FIG	President
KARACSONY Istvan	FIG	Floor Supervisor
BUTCHER Steven	FIG	Pommel Horse Supervisor
IAROV Edouard	FIG	Rings Supervisor
KATO Sawao	FIG	Vault Supervisor
MARCOS FELIPE Julio	FIG	Parallel Bars Supervisor
HUANG Liping	FIG	Horizontal Bar Supervisor



Function	Name	NOC Code
D1	TOTH Josef	AUT
D2	SZYJKO Paul	AUS
E1	BARAKA Tamer	EGY
E2	HEIDERICH Raymond	CAN
E3	ROCHA Joao Paulo	POR
E4	LAGOS Rodrigo	CHI
E5	DUS Pavel	CZE
ER1	STYLIANOU Sotiris	CYP
ER2	KALAJA Teppo	FIN



Function	Name	NOC Code
D1	SALANITRO Enrique Luis	ARG
D2	MACCHIA Alain	FRA
E1	SEROBYAN Hakob	ARM
E2	PROVIAS Nikolaos	GRE
E3	DEJANOVIC Dejan	SRB
E4	TRAVERSO Fulvio	ITA
E5	KURTEV Zdravko	BUL
ER1	HUMMEL Jens	SWE
ER2	CHEN Ming-Yao	TPE
Line Judge	LEIGH Colin	GBR

Reserves

Control Number	Name	NOC Code
R1	BRICKNER Rafi	ISR

WOMEN

Superior Jury

KIM Nellie	FIG	President
DOWDELL Kym	FIG	Vault Supervisor
ANDRIANOVA Liubov	FIG	Uneven Bars Supervisor
SACCHI Donatella	FIG	Beam Supervisor
HARINISHI Yoshie	FIG	Floor Supervisor
YAN Ninan	FIG	Member
VALENZO AOKI Naomi	FIG	Member



Function	Name	NOC Code
D1	LEEWORTHY Robin	GBR
D2	MURTONEN Satu	FIN
E1	GRIGORAS Anca	ROU
E2	WRIGHT Jillian	AUS
E3	OMELIANCHYK-ZIURKALOVA Oksana	UKR
E4	LOPEZ RECCI Leysha	PUR
E5	VAN DOOREN Marleen	BEL
ER1	GOMEZ Andrea	MEX
ER2	KOVAC Marjeta	SLO
Time Judge	TREDGOLD Sue	GBR



Reserves

Control Number	Name	NOC Code
R1	KOSHEL Antonina	BLR

LEGEND

Dx Difficulty Judges (x=1-2)

Ex Execution Judges (x=1-5)

ERx Execution Reference Judges (x=1-2)

Rx Reserve Judges



Rings



Vault



Uneven Bars

Judge D1 for Rings FEDARAU Andrey (BLR) is replaced by TOTH Josef (AUT).



North Greenwich Arena
North Greenwich Arena

TUE 7 AUG 2012

Gymnastics Artistic

Gymnastique artistique

Apparatus

Agrès

Final

Finale



Judges Assignments

Affectation des juges

DAY 3 OF 3

MEN

Superior Jury

STOICA Adrian	FIG	President
KARACSONY Istvan	FIG	Floor Supervisor
BUTCHER Steven	FIG	Pommel Horse Supervisor
IAROV Edouard	FIG	Rings Supervisor
KATO Sawao	FIG	Vault Supervisor
MARCOS FELIPE Julio	FIG	Parallel Bars Supervisor
HUANG Liping	FIG	Horizontal Bar Supervisor



WOMEN

Superior Jury

KIM Nellie	FIG	President
DOWDELL Kym	FIG	Vault Supervisor
ANDRIANOVA Liubov	FIG	Uneven Bars Supervisor
SACCHI Donatella	FIG	Beam Supervisor
HARINISHI Yoshie	FIG	Floor Supervisor
YAN Ninan	FIG	Member
VALENZO AOKI Naomi	FIG	Member



Function	Name	NOC Code
D1	APOLZAN Mircea Dumitru	ROU
D2	ZUNICH Andreja	USA
E1	TOTH Josef	AUT
E2	LEE Hosik	KOR
E3	DONOGHUE Denis	IRL
E4	AMIRBEKOV Timur	KAZ
E5	BRICKNER Rafael	ISR
ER1	THINGVOLD Tom	NOR
ER2	TOMASSON Bjorn	ISL
Time Judge	WOOLLS Lee	GBR



Function	Name	NOC Code
D1	ALBRECHT Holger	GER
D2	TOMBS Andrew	GBR
E1	ALIYEV Rza	AZE
E2	SURPIKAS Viktoras	LTU
E3	VARGA Gabriel	SVK
E4	STRUPLER Andreas	SUI
E5	SALAZAR ORTIZ Gustavo	MEX
ER1	BERNARD Joseph	LUX
ER2	BERNABE Douglas	ESA

Function	Name	NOC Code
D1	GIRAL Patricia	FRA
D2	LISKAROVA Hana	CZE
E1	LAZO ZELAYA Isabel	CHI
E2	RATYNSKA-BURY Maria	POL
E3	YAMAMOTO SAWASATO Yumi	BRA
E4	DONTI Olyvia	GRE
E5	KLAESBERG Sabrina	GER
ER1	BARKOVA Galina	KAZ
ER2	KALMAR Zsuzsanna	HUN
Time Judge 1	SMITH Pauline	GBR
Time Judge 2	TOVEY Glynis	GBR



Function	Name	NOC Code
D1	SHAI Orna	ISR
D2	CALABRO Monica	ARG
E1	SAN MARTIN Maria Jose	ESP
E2	RODRIGUES Liliana	POR
E3	LEE Jung Hyun	KOR
E4	LALIBERTE Helene	CAN
E5	VASQUEZ GALVIS Ruby	COL
ER1	ZETTERMAN Marianne	SWE
ER2	FRAUENKNECHT Christina	SUI
Time Judge	MORGAN Jean	GBR
Line Judge 1	MAKINSON Sadie	GBR
Line Judge 2	MALONE Carol	GBR

Reserves

Control Number	Name	NOC Code
R1	CORREDOR SEGURA Jaime	COL
R2	MICKEVICS Arturs	LAT

Reserves

Control Number	Name	NOC Code
R1	KOSHEL Antonina	BLR

LEGEND

Dx Difficulty Judges (x=1-2)

Ex Execution Judges (x=1-5)

ERx Execution Reference Judges (x=1-2)

Rx Reserve Judges



Floor



Beam



Parallel Bars



Horizontal Bar



Results Summary

Synthèse des résultats



Rank	Bib	Name	NOC Code	Total
1	105	ZOU Kai	CHN	15.933
2	164	UCHIMURA Kohei	JPN	15.800
3	191	ABLYAZIN Denis	RUS	15.800
4	248	GONZALEZ SEPULVEDA Enrique Tomas	CHI	15.366
5	211	DALTON Jacob	USA	15.333
6	222	SHATILOV Alexander	ISR	15.333
7	185	KOCZI Flavius	ROU	15.100
8	144	NGUYEN Marcel	GER	14.966



Rank	Bib	Name	NOC Code	Total
1	223	BERKI Krisztian	HUN	16.066
2	133	SMITH Louis	GBR	16.066
3	135	WHITLOCK Max	GBR	15.600
4	152	BUSNARI Alberto	ITA	15.400
5	125	TOMMASONE Cyril	FRA	15.141
6	202	NAKONECHNYI Vitalii	UKR	14.766
7	193	BELYAVSKIY David	RUS	14.733
8	224	HIDVEGI Vid	HUN	14.300



Rank	Bib	Name	NOC Code	Total
1	250	NABARRETE ZANETTI Arthur	BRA	15.900
2	101	CHEN Yibing	CHN	15.800
3	153	MORANDI Matteo	ITA	15.733
4	192	BALANDIN Aleksandr	RUS	15.666
5	191	ABLYAZIN Denis	RUS	15.633
6	244	RAMOS Tommy	PUR	15.600
7	229	IOVTCHEV Iordan	BUL	15.108
8	239	MOLINARI Federico	ARG	14.733



Rank	Bib	Name	NOC Code	Total
1	175	YANG Hak Seon	KOR	16.533
2	191	ABLYAZIN Denis	RUS	16.399
3	203	RADIVILOV Igor	UKR	16.316
4	248	GONZALEZ SEPULVEDA Enrique Tomas	CHI	16.183
5	214	MIKULAK Samuel	USA	16.050
6	111	BOTELLA PEREZ Isaac	ESP	15.866
7	185	KOCZI Flavius	ROU	15.633
8	134	THOMAS Kristian	GBR	15.533



Rank	Bib	Name	NOC Code	Total
1	102	FENG Zhe	CHN	15.966
2	144	NGUYEN Marcel	GER	15.800
3	124	SABOT Hamilton	FRA	15.566
4	162	TANAKA Kazuhito	JPN	15.500
5	257	CORRAL BARRON Daniel	MEX	15.333
6	194	GARIBOV Emin	RUS	15.300
6	226	TSOLAKIDIS Vasileios	GRE	15.300
8	163	TANAKA Yusuke	JPN	15.100
9	104	ZHANG Chenglong	CHN	13.808



Rank	Bib	Name	NOC Code	Total
1	243	ZONDERLAND Epke	NED	16.533
2	142	HAMBUCHEN Fabian	GER	16.400
3	105	ZOU Kai	CHN	16.366
4	104	ZHANG Chenglong	CHN	16.266
5	213	LEYVA Danell	USA	15.833
6	212	HORTON Jonathan	USA	15.466
7	194	GARIBOV Emin	RUS	15.333
8	172	KIM Jihoon	KOR	15.133

LEGEND



Floor



Pommel Horse



Rings



Vault



Parallel Bars



Horizontal Bar



North Greenwich Arena
North Greenwich Arena

Gymnastics Artistic
Gymnastique artistique

Men's Floor Exercise
Exercices au sol - hommes

Final
Finale

SUN 5 AUG 2012



Individual Judges Scores

Scores individuels des juges



Rank	Bib	Name	NOC Code	Time	D Score	Execution Jury (E)										Penalty		Total
						E1	E2	E3	E4	E5	E Jury Score	ER1 Score	ER2 Score	ER Score	E Score	L / T / O		
1	105	ZOU Kai	CHN	1:07	6.900	9.0	9.1	8.9	9.2	9.0	9.033	8.9	9.1	9.000	9.033		15.933	
2	164	UCHIMURA Kohei	JPN	1:07	6.700	9.1	9.3	9.1	9.1	9.1	9.100	9.0	9.2	9.100	9.100		15.800	
3	191	ABLYAZIN Denis	RUS	1:10	7.100	8.7	8.7	8.7	8.7	8.7	8.700	8.6	8.7	8.650	8.700		15.800	
4	248	GONZALEZ SEPULVEDA Enrique Tomas	CHI	1:07	6.500	8.7	9.1	8.6	8.9	9.0	8.866	8.8	8.8	8.800	8.866		15.366	
5	211	DALTON Jacob	USA	1:06	6.400	9.0	9.0	8.7	8.8	9.0	8.933	8.8	9.1	8.950	8.933		15.333	
6	222	SHATILOV Alexander	ISR	1:07	6.600	8.8	8.6	8.5	8.8	8.9	8.733	8.9	8.5	8.700	8.733		15.333	
7	185	KOCZI Flavius	ROU	1:08	6.700	8.4	8.4	8.5	8.8	8.6	8.500	8.7	9.1	8.900	8.500	.1 / .0 / .0	15.100	
8	144	NGUYEN Marcel	GER	1:11	6.600	8.4	8.5	8.2	8.6	8.5	8.466	8.4	8.4	8.400	8.466	.0 / .1 / .0	14.966	

LEGEND

* Reference score applied

L Line

D Difficulty
O Other

E Execution
Spec Ded Specific apparatus deduction

Ex Execution Judges (x=1-5)
T Time

ER Execution Reference

ERx Execution Reference Judges (x=1-2)



Floor





North Greenwich Arena
North Greenwich Arena

TUE 7 AUG 2012

Gymnastics Artistic
Gymnastique artistique
Men's Apparatus
Agrès - hommes
Final - Parallel Bars
Finale - barres parallèles



Individual Judges Scores

Scores individuels des juges



Rank	Bib	Name	NOC Code	D Score	Execution Jury (E)										Penalty		Total
					E1	E2	E3	E4	E5	E Jury Score	ER1 Score	ER2 Score	ER Score	E Score	L / T / O		
1	102	FENG Zhe	CHN	7.000	8.9	9.1	9.1	8.7	8.9	8.966	9.0	8.9	8.950	8.966		15.966	
2	144	NGUYEN Marcel	GER	6.800	9.1	8.7	8.9	9.1	9.0	9.000	9.0	8.8	8.900	9.000		15.800	
3	124	SABOT Hamilton	FRA	6.700	9.0	8.9	9.1	8.7	8.6	8.866	8.7	8.8	8.750	8.866		15.566	
4	162	TANAKA Kazuhito	JPN	6.700	8.7	8.6	9.0	9.0	8.7	8.800	8.9	8.5	8.700	8.800		15.500	
5	257	CORRAL BARRON Daniel	MEX	6.600	8.6	9.1	8.8	8.8	8.4	8.733	8.7	9.0	8.850	8.733		15.333	
6	194	GARIBOV Emin	RUS	6.500	8.6	8.7	8.8	9.1	8.9	8.800	8.5	8.9	8.700	8.800		15.300	
6	226	TSOLAKIDIS Vasileios	GRE	6.500	8.7	8.9	8.7	8.9	8.8	8.800	8.8	8.6	8.700	8.800		15.300	
8	163	TANAKA Yusuke	JPN	6.400	8.9	8.4	8.7	8.6	8.8	8.700	8.5	8.3	8.400	8.700		15.100	
9	104	ZHANG Chenglong	CHN	6.300	7.9	7.7	7.7	8.0	7.3	7.766	7.5	7.0	7.250	* 7.508		* 13.808	

LEGEND

* Reference score applied
L Line
D Difficulty
O Other
E Execution
Spec Ded Specific apparatus deduction
Ex Execution Judges (x=1-5)
T Time
ER Execution Reference
ERx Execution Reference Judges (x=1-2)

Parallel Bars



C75C-ref 1.0

Report Created TUE 7 AUG 2012 15:54

Page 1/1





North Greenwich Arena
North Greenwich Arena

TUE 7 AUG 2012

Gymnastics Artistic
Gymnastique artistique
Men's Apparatus
Agrès - hommes
Final - Horizontal Bar
Finale - barre fixe



Individual Judges Scores

Scores individuels des juges



Rank	Bib	Name	NOC Code	D Score	Execution Jury (E)										Penalty		Total
					E1	E2	E3	E4	E5	E Jury Score	ER1 Score	ER2 Score	ER Score	E Score	L / T / O		
1	243	ZONDERLAND Epke	NED	7.900	8.5	8.5	8.7	8.7	8.8	8.633	8.4	8.5	8.450	8.633		16.533	
2	142	HAMBUCHEN Fabian	GER	7.500	9.0	8.7	8.9	8.9	8.9	8.900	8.7	8.7	8.700	8.900		16.400	
3	105	ZOU Kai	CHN	7.900	8.6	8.5	8.3	8.2	8.6	8.466	8.3	8.6	8.450	8.466		16.366	
4	104	ZHANG Chenglong	CHN	7.700	8.7	8.6	8.5	8.5	8.6	8.566	8.5	8.6	8.550	8.566		16.266	
5	213	LEYVA Danell	USA	7.200	8.6	8.3	8.7	8.6	8.7	8.633	8.4	8.6	8.500	8.633		15.833	
6	212	HORTON Jonathan	USA	6.800	8.7	8.5	8.6	8.7	8.8	8.666	8.6	8.6	8.600	8.666		15.466	
7	194	GARIBOV Emin	RUS	7.100	8.5	8.3	8.2	8.2	8.1	8.233	8.3	8.1	8.200	8.233		15.333	
8	172	KIM Jihoon	KOR	7.100	8.0	7.9	8.1	8.0	8.1	8.033	7.6	8.1	7.850	8.033		15.133	

LEGEND

* Reference score applied

L Line

D Difficulty
O Other

E Execution
Spec Ded Specific apparatus deduction

Ex Execution Judges (x=1-5)
T Time

ER Execution Reference

ERx Execution Reference Judges (x=1-2)

Horizontal Bar

C75C-ref 1.0

Report Created TUE 7 AUG 2012 16:16

Page 1/1





North Greenwich Arena
North Greenwich Arena

MON 6 AUG 2012

Gymnastics Artistic
Gymnastique artistique
Men's Apparatus
Agrès - hommes
Final - Rings
Finale - anneaux



Individual Judges Scores

Scores individuels des juges



Rank	Bib	Name	NOC Code	D Score	Execution Jury (E)										Penalty		Total
					E1	E2	E3	E4	E5	E Jury Score	ER1 Score	ER2 Score	ER Score	E Score	L / T / O		
1	250	NABARRETE ZANETTI Arthur	BRA	6.800	8.8	9.1	9.1	9.2	9.1	9.100	9.0	9.0	9.000	9.100		15.9000	
2	101	CHEN Yibing	CHN	6.800	9.2	9.1	8.9	8.8	9.0	9.000	8.9	9.1	9.000	9.000		15.8000	
3	153	MORANDI Matteo	ITA	6.800	8.9	8.8	8.8	9.1	9.1	8.933	8.9	9.0	8.950	8.933		15.7333	
4	192	BALANDIN Aleksandr	RUS	6.700	8.9	9.0	8.9	9.0	9.0	8.966	9.0	9.1	9.050	8.966		15.6666	
5	191	ABLYAZIN Denis	RUS	6.600	9.0	9.0	9.1	8.9	9.1	9.033	8.4	9.2	8.800	9.033		15.6333	
6	244	RAMOS Tommy	PUR	6.800	8.6	8.8	8.7	9.1	8.9	8.800	8.4	8.9	8.650	8.800		15.6000	
7	229	IOVTCHEV Iordan	BUL	6.600	8.6	8.1	7.8	8.4	8.8	8.366	8.6	8.7	8.650	* 8.508		* 15.1080	
8	239	MOLINARI Federico	ARG	6.700	7.9	8.3	8.4	7.8	7.9	8.033	7.4	8.3	7.850	8.033		14.7333	

LEGEND

* Reference score applied

L Line



Rings

D Difficulty
O Other

E Execution
Spec Ded Specific apparatus deduction

Ex Execution Judges (x=1-5)
T Time

ER Execution Reference

ERx Execution Reference Judges (x=1-2)





North Greenwich Arena
North Greenwich Arena

SUN 5 AUG 2012

Gymnastics Artistic
Gymnastique artistique
Men's Pommel Horse
Cheval d'arçons - hommes
Final
Finale



Individual Judges Scores

Scores individuels des juges



Rank	Bib	Name	NOC Code	D Score	Execution Jury (E)										Penalty		Total
					E1	E2	E3	E4	E5	E Jury Score	ER1 Score	ER2 Score	ER Score	E Score	L / T / O		
1	223	BERKI Krisztian	HUN	6.900	9.1	9.3	9.4	9.1	9.1	9.166	9.1	9.2	9.150	9.166	16.066		
2	133	SMITH Louis	GBR	7.000	9.2	9.0	9.1	9.1	9.0	9.066	9.0	9.2	9.100	9.066	16.066		
3	135	WHITLOCK Max	GBR	6.600	8.9	8.9	9.0	8.9	8.7	8.900	9.1	9.1	9.100	* 9.000	* 15.600		
4	152	BUSNARI Alberto	ITA	6.600	8.9	8.8	8.8	8.8	8.7	8.800	9.0	8.6	8.800	8.800	15.400		
5	125	TOMMASONI Cyril	FRA	6.500	8.5	8.5	8.4	8.6	8.6	8.533	8.8	8.7	8.750	* 8.641	* 15.141		
6	202	NAKONECHNYI Vitalii	UKR	6.300	8.6	8.2	8.2	8.6	8.6	8.466	8.7	8.3	8.500	8.466	14.766		
7	193	BELYAVSKIY David	RUS	6.300	8.8	8.4	8.5	8.4	8.4	8.433	8.5	8.5	8.500	8.433	14.733		
8	224	HIDVEGI Vid	HUN	6.300	8.2	7.9	8.1	8.0	7.8	8.000	8.0	7.7	7.850	8.000	14.300		

LEGEND

* Reference score applied

L Line

D Difficulty
O Other

E Execution
Spec Ded Specific apparatus deduction

Ex Execution Judges (x=1-5)
T Time

ER Execution Reference

ERx Execution Reference Judges (x=1-2)



Pommel Horse

C75C-ref 1.0

Report Created SUN 5 AUG 2012 16:13

Page 1/1





North Greenwich Arena
North Greenwich Arena

MON 6 AUG 2012

Gymnastics Artistic
Gymnastique artistique
Men's Apparatus
Agrès - hommes
Final - Vault
Finale - saut de cheval



Individual Judges Scores

Scores individuels des juges



Rank	Bib	Name	NOC Code	V	D Score	Execution Jury (E)										Penalty		Vault 1 Vault 2	Spec Ded	Total
						E1	E2	E3	E4	E5	E Jury Score	ER1 Score	ER2 Score	ER Score	E Score	L / T / O				
1	175	YANG Hak Seon	KOR	1	7.400	9.2	9.1	9.0	8.9	9.1	9.066	9.2	9.2	9.200	9.066	16.466		16.533		
				2	7.000	9.6	9.5	9.6	9.6	9.6	9.600	9.6	9.5	9.550	9.600				16.600	
2	191	ABLYAZIN Denis	RUS	1	7.000	9.5	9.4	9.4	9.4	9.5	9.433	9.4	9.5	9.450	9.433	16.433		16.399		
				2	7.200	9.2	9.1	9.2	9.1	9.2	9.166	9.1	9.2	9.150	9.166				16.366	
3	203	RADIVILOV Igor	UKR	1	7.000	9.4	9.3	9.4	9.5	9.4	9.400	9.3	9.5	9.400	9.400	16.400		16.316		
				2	7.000	9.2	9.3	9.3	9.1	9.2	9.233	9.3	9.2	9.250	9.233				16.233	
4	248	GONZALEZ SEPULVEDA Enrique Tomas	CHI	1	7.000	9.4	9.3	9.4	9.5	9.4	9.400	9.4	9.5	9.450	9.400	16.400		16.183		
				2	6.600	9.2	9.4	9.5	9.3	9.4	9.366	9.5	9.3	9.400	9.366				15.966	
5	214	MIKULAK Samuel	USA	1	7.000	9.1	9.2	9.1	9.1	9.0	9.100	9.2	9.2	9.200	9.100	16.100		16.050		
				2	6.600	9.4	9.3	9.5	9.4	9.4	9.400	9.5	9.4	9.450	9.400				16.000	
6	111	BOTELLA PEREZ Isaac	ESP	1	6.600	9.3	9.3	9.2	9.3	9.3	9.300	9.2	9.4	9.300	9.300	15.900		15.866		
				2	6.600	9.1	9.4	9.1	9.4	9.2	9.233	9.1	9.4	9.250	9.233				15.833	
7	185	KOCZI Flavius	ROU	1	7.000	9.3	9.3	9.1	9.1	9.2	9.200	8.7	9.2	8.950	9.200	.1 / .0 / .0		15.633		
				2	6.200	9.1	9.1	9.2	9.0	9.0	9.066	9.1	9.2	9.150	9.066				.1 / .0 / .0	
8	134	THOMAS Kristian	GBR	1	7.000	9.3	9.4	9.4	9.3	9.4	9.366	9.3	9.4	9.350	9.366	16.366		15.533		
				2	6.600	8.2	8.1	8.2	8.2	8.2	8.200	8.3	8.2	8.250	8.200				.1 / .0 / .0	

LEGEND

* Reference score applied
L Line
D Difficulty
O Other
E Execution
Spec Ded
Ex Execution Judges (x=1-5)
T Time
ER Execution Reference
V Vault number
ERx Execution Reference Judges (x=1-2)



C75C-ref 1.0

Report Created TUE 7 AUG 2012 15:55

Page 1/1





North Greenwich Arena
North Greenwich Arena

SUN 5 AUG 2012

Gymnastics Artistic
Gymnastique artistique

Men's Floor Exercise
Exercices au sol - homme

Final
Finale



Tie - Break Report

Rapport de tie-break



Rank	Bib	Name	NOC Code	Total	Execution Score	Difficulty Score
2	164	UCHIMURA Kohei	JPN	15.800	9.100	
3	191	ABLYAZIN Denis	RUS	15.800	8.700	
5	211	DALTON Jacob	USA	15.333	8.933	
6	222	SHATILOV Alexander	ISR	15.333	8.733	

NOTES

Tie-break rules

Ties will be broken by the following criteria:

1. The highest Execution score
2. The highest Difficulty score
3. If the gymnasts remain tied they will share the same classification

The underline mark indicates where the tie was broken

LEGEND



Floor



North Greenwich Arena
North Greenwich Arena

TUE 7 AUG 2012

Gymnastics Artistic
Gymnastique artistique

Men's Parallel Bars
Barres parallèles - hommes

Final
Finale



Tie - Break Report

Rapport de tie-break



Rank	Bib	Name	NOC Code	Total	Execution Score	Difficulty Score
=6	194	GARIBOV Emin	RUS	15.300	8.800	6.500
=6	226	TSOLAKIDIS Vasileios	GRE	15.300	8.800	6.500

NOTES

Tie-break rules

Ties will be broken by the following criteria:

1. The highest Execution score
2. The highest Difficulty score
3. If the gymnasts remain tied they will share the same classification

The underline mark indicates where the tie was broken

LEGEND



Parallel Bars



North Greenwich Arena
North Greenwich Arena

SUN 5 AUG 2012

Gymnastics Artistic
Gymnastique artistique
Men's Pommel Horse
Cheval d'arçons - homme
Final
Finale



Tie - Break Report

Rapport de tie-break



Rank	Bib	Name	NOC Code	Total	Execution Score	Difficulty Score
1	223	BERKI Krisztian	HUN	16.066	9.166	
2	133	SMITH Louis	GBR	16.066	9.066	

NOTES

Tie-break rules

Ties will be broken by the following criteria:

1. The highest Execution score
2. The highest Difficulty score
3. If the gymnasts remain tied they will share the same classification

The underline mark indicates where the tie was broken

LEGEND



Pommel Horse