

France Promo Gym  
Gymnastics Scoring Company

# FIG World Cup Aerobic Gymnastics



Aquae World Cup 2012

24 - 25 Mars 2012

AIX-LES-BAINS

Centre des Congrès  
France

Results  
Palmarès  
Resultados  
Resultate




Rhône-Alpes








# AGE GROUP 1





# Results

## FINALS - AGE GROUP 1 - INDIVIDUAL MEN

Rank		Artistic Total	Execution Total	Difficulty Total	Deduction Total	Penalty Line CJP	Score
1.		<b>BUGALHO Florian - France / FRANCE</b> 8.10	8.35	1.500			17.950
2.		<b>JOURDAN Tom - France / FRANCE</b> 7.85	8.35	1.500			17.700
3.		<b>MENDES Rodrigo - Portugal / PORTUGAL</b> 7.30	6.75	0.700			14.750








# Results

## FINALS - AGE GROUP 1 - INDIVIDUAL MEN

Superior Jury			Chair of Judges Panel			Line		
LUKINA Svetlana			PHILIPPI Christina			XI Yi Lin		
FIG			AUT			OTHZEN Ullakarin		
						CHN		
						SW		
Artistic			Execution			Difficulty / Deduction		
J1	CEPULIS Robert	LTU	J5	FERENTINOU Lefki	GRE	J9	COLOMBIER Karine	FRA
J2	FELIX Maria	POR	J6	OTHZEN Ullakarin	SW	J10	KOLJANDER Tiina	FIN
J3	TULSKAJA Tatjana	EST	J7	LENCLOS Laetitia	FRA			
J4	COIRE Beatrice	FRA	J8	TALALAY Margarita	ISR			
						Time :		

Rank					Artistic					Execution				Difficulty				Deduction			Penalty	Score
			J1	J2	J3	J4	Total	J5	J6	J7	J8	Total	J9	J10	Total	J9	J10	Total	Line	CJP		
1.		<b>BUGALHO Florian - France / FRANCE</b>	8.1	7.9	8.1	8.2	8.10	8.3	7.8	8.4	8.8	8.35	3.000	3.000	1.500							17.950
2.		<b>JOURDAN Tom - France / FRANCE</b>	7.9	7.8	7.9	7.8	7.85	8.4	8.0	8.4	8.3	8.35	3.000	3.000	1.500							17.700
3.		<b>MENDES Rodrigo - Portugal / PORTUGAL</b>	7.3	7.4	7.3	7.3	7.30	6.5	7.2	6.5	7.0	6.75	1.400	1.400	0.700							14.750









# Results

## FINALS - AGE GROUP 1 - MIXED PAIR

Rank		Artistic Total	Execution Total	Difficulty Total	Deduction Total	Penalty Line CJP	Score
1.	 Coef. :2.00	<b>France Ensemble 1</b> 8.10 BUGALHO Florian (2000) / MENDES Aude (2000)	7.75	1.400			17.250
2.	 Coef. :2.00	<b>Portugal Ensemble 1</b> 7.70 ALMEIDA Thomas (2000) / DIAS Maria (2000)	7.35	0.700			15.750







# Results

## FINALS - AGE GROUP 1 - MIXED PAIR

<b>Superior Jury</b>			<b>Chair of Judges Panel</b>			<b>Line</b>		
LUKINA Svetlana			PHILIPPI Christina			XI Yi Lin		
FIG			AUT			OTHZEN Ullakarin		
						CHN		
						SW		
<b>Artistic</b>			<b>Execution</b>			<b>Difficulty / Deduction</b>		
J1	CEPULIS Robert	LTU	J5	FERENTINOU Lefki	GRE	J9	COLOMBIER Karine	FRA
J2	FELIX Maria	POR	J6	OTHZEN Ullakarin	SW	J10	KOLJANDER Tiina	FIN
J3	TULSKAJA Tatjana	EST	J7	LENCLOS Laetitia	FRA			
J4	COIRE Beatrice	FRA	J8	TALALAY Margarita	ISR			
						Time :		






Rank		Artistic					Execution					Difficulty			Deduction			Penalty		Score
		J1	J2	J3	J4	Total	J5	J6	J7	J8	Total	J9	J10	Total	J9	J10	Total	Line	CJP	
1.		<b>France Ensemble 1</b>																		17.250
		8.1	8.1	8.2	8.1	8.10	7.9	7.6	7.6	8.2	7.75	2.800	2.800	1.400						
	Coef. :2.00	BUGALHO Florian (2000) / MENDES Aude (2000)																		
2.		<b>Portugal Ensemble 1</b>																		15.750
		7.7	7.6	7.7	7.9	7.70	7.5	7.4	7.2	7.3	7.35	1.400	1.400	0.700						
	Coef. :2.00	ALMEIDA Thomas (2000) / DIAS Maria (2000)																		





# Results

## FINALS - AGE GROUP 1 - TRIO

Rank		Artistic Total	Execution Total	Difficulty Total	Deduction Total	Penalty Line CJP	Score
1.	 Coef. :1.90	<b>France Ensemble 1</b> 8.15	8.40	1.526			18.076
		BOULLIER Justine (2000) / MENDES Aude (2000) / VANDROUX Marine (2000)					
2.	 Coef. :1.90	<b>Portugal Ensemble 3</b> 7.75	7.62	0.947			16.317
		CARDOSO Ines (2000) / CONCEICAO Carolina (2000) / COUTINHO Maria (2000)					
3.	 Coef. :1.90	<b>Portugal Ensemble 2</b> 7.40	7.10	1.052			15.552
		BRANDAO Beatriz (2000) / CARVALHO Ana Rita (2000) / SOUTO Carlota (2000)					
4.	 Coef. :1.90	<b>Portugal Ensemble 1</b> 7.55	6.67	1.000			15.220
		DIAS Maria (2000) / MOSCA Beatriz (2000) / OLIVEIRA Brigitte (2000)					
5.	 Coef. :1.90	<b>Belgique Ensemble 1</b> 6.60	6.00	0.684		-0.2	13.084
		BOSMAN Time (2000) / EECKHOUDT Femke (2000) / VERBEKE Laura (2000)					










# Results

## FINALS - AGE GROUP 1 - TRIO

<b>Superior Jury</b>			<b>Chair of Judges Panel</b>			<b>Line</b>		
LUKINA Svetlana			PHILIPPI Christina			XI Yi Lin		
FIG			AUT			OTHZEN Ullakarin		
						CHN		
						SW		
<b>Artistic</b>			<b>Execution</b>			<b>Difficulty / Deduction</b>		
J1	CEPULIS Robert	LTU	J5	FERENTINOU Lefki	GRE	J9	COLOMBIER Karine	FRA
J2	FELIX Maria	POR	J6	OTHZEN Ullakarin	SW	J10	KOLJANDER Tiina	FIN
J3	TULSKAJA Tatjana	EST	J7	LENCLOS Laetitia	FRA			
J4	COIRE Beatrice	FRA	J8	TALALAY Margarita	ISR			
						Time :		

Rank		Artistic					Execution					Difficulty			Deduction			Penalty Line	CJP	Score	
		J1	J2	J3	J4	Total	J5	J6	J7	J8	Total	J9	J10	Total	J9	J10	Total				
1.		France Ensemble 1																			18.076
	Coef. :1.90	8.2	8.2	8.1	8.0	8.15	8.3	8.4	8.4	8.4	8.40	2.900	2.900	1.526							
		BOULLIER Justine (2000) / MENDES Aude (2000) / VANDROUX Marine (2000)																			
2.		Portugal Ensemble 3																			16.317
	Coef. :1.90	7.7	7.8	7.8	7.7	7.75	7.3	7.9	7.3	8.0	7.62	1.800	1.800	0.947							
		CARDOSO Ines (2000) / CONCEICAO Carolina (2000) / COUTINHO Maria (2000)																			
3.		Portugal Ensemble 2																			15.552
	Coef. :1.90	7.2	7.4	7.7	7.4	7.40	6.8	7.5	7.2	7.0	7.10	2.000	2.000	1.052							
		BRANDAO Beatriz (2000) / CARVALHO Ana Rita (2000) / SOUTO Carlota (2000)																			
4.		Portugal Ensemble 1																			15.220
	Coef. :1.90	7.5	7.6	7.5	7.9	7.55	6.2	7.2	7.1	6.2	6.67	1.900	1.900	1.000							
		DIAS Maria (2000) / MOSCA Beatriz (2000) / OLIVEIRA Brigitte (2000)																			
5.		Belgique Ensemble 1																			13.084
	Coef. :1.90	6.6	6.6	6.5	6.6	6.60	5.4	6.0	6.0	6.1	6.00	1.300	1.300	0.684						-0.2	
		BOSMAN Time (2000) / EECKHOUDT Femke (2000) / VERBEKE Laura (2000)																			







# Results

## FINALS - AGE GROUP 1 - INDIVIDUAL WOMEN





Rank		Artistic Total	Execution Total	Difficulty Total	Deduction Total	Penalty Line CJP	Score
1.		<b>MENDES Aude - France / FRANCE</b> 8.00	8.70	1.450			18.150
2.		<b>MATOS Beatriz - Portugal / PORTUGAL</b> 8.25	8.30	1.400			17.950
3.		<b>VANDROUX Marine - France / FRANCE</b> 8.05	8.30	1.500			17.850
4.		<b>BOULLIER Justine - France / FRANCE</b> 7.85	8.50	1.450			17.800
5.		<b>STILIANI Potamianaki - Grèce / GRECE</b> 7.90	8.45	1.450			17.800
6.		<b>LEHTONEN Essi - Finlande / FINLANDE</b> 7.75	8.50	1.450			17.700
7.		<b>BRESCA Sophia - France / FRANCE</b> 8.05	8.25	1.250			17.550
8.		<b>MOSCA Beatriz - Portugal / PORTUGAL</b> 7.70	8.50	1.300			17.500
9.		<b>MALTSENKO Greta - Estonie / ESTONIE</b> 7.85	8.15	1.450			17.450
10.		<b>LE BARON Flora - France / FRANCE</b> 8.10	8.05	1.250			17.400
11.		<b>ADAMEC Vanessa - Autriche / AUTRICHE</b> 8.30	8.00	1.300	-0.50		17.100
12.		<b>HALTTUNEN Riina - Finlande / FINLANDE</b> 7.75	8.05	1.250			17.050
13.		<b>KETTUNEN Helmi Lotta - Finlande / FINLANDE</b> 7.75	7.95	1.300			17.000
14.		<b>COMBELLES LACHOWSKI Anouchka - France / FRANCE</b> 7.80	7.90	0.900			16.600
15.		<b>AMESTOY Claire - France / FRANCE</b> 7.80	7.75	0.850			16.400





# Results

## FINALS - AGE GROUP 1 - INDIVIDUAL WOMEN

Rank		Artistic Total	Execution Total	Difficulty Total	Deduction Total	Penalty Line CJP	Score
16.		<b>RESENDES Daniela - Portugal / PORTUGAL</b>					16.400
		7.80	7.25	1.350			
17.		<b>DIAS Maria - Portugal / PORTUGAL</b>					16.150
		7.40	7.60	1.150			
18.		<b>PEREIRA Laura - Portugal / PORTUGAL</b>					15.900
		7.55	7.00	1.350			
19.		<b>BOSMAN Time - Belgique / BELGIQUE</b>					13.050
		6.50	5.90	0.650			
20.		<b>EECKHOUDT Femke - Belgique / BELGIQUE</b>					13.000
		6.65	5.75	0.600			
21.		<b>VERBEKE Laura - Belgique / BELGIQUE</b>					12.700
		6.55	5.70	0.650		-0.2	
22.		<b>VERBEKE Lisa - Belgique / BELGIQUE</b>					11.550
		6.35	5.15	0.550	-0.50		





# Results

## FINALS - AGE GROUP 1 - INDIVIDUAL WOMEN

Superior Jury  
LUKINA Svetlana

FIG

Chair of Judges Panel

PHILIPPI Christina

AUT

Line

XI Yi Lin  
OTHZEN Ullakarin

CHN  
SW

Artistic

J1 CEPULIS Robert  
J2 FELIX Maria  
J3 TULSKAJA Tatjana  
J4 COIRE Beatrice

LTU  
POR  
EST  
FRA

Execution

J5 FERENTINOU Lefki  
J6 OTHZEN Ullakarin  
J7 LENCLOS Laetitia  
J8 TALALAY Margarita













GRE  
SW  
FRA  
ISR

Difficulty / Deduction

J9 COLOMBIER Karine  
J10 KOLJANDER Tiina

FRA  
FIN

Time :

Rank		Artistic					Execution					Difficulty			Deduction			Penalty		Score	
		J1	J2	J3	J4	Total	J5	J6	J7	J8	Total	J9	J10	Total	J9	J10	Total	Line	CJP		
1.		MENDES Aude - France / FRANCE																			18.150
		7.9	8.0	8.1	8.0	8.00	8.7	8.7	8.9	8.7	8.70	2.900	2.900	1.450							
2.		MATOS Beatriz - Portugal / PORTUGAL																			17.950
		8.3	8.3	8.2	7.5	8.25	8.2	8.0	8.4	8.8	8.30	2.800	2.800	1.400							
3.		VANDROUX Marine - France / FRANCE																			17.850
		8.0	8.2	7.9	8.1	8.05	8.2	8.7	8.4	7.9	8.30	3.000	3.000	1.500							
4.		BOULLIER Justine - France / FRANCE																			17.800
		7.8	7.9	7.9	7.4	7.85	8.4	8.6	8.6	8.0	8.50	2.900	2.900	1.450							
5.		STILIANI Potamianaki - Grèce / GRECE																			17.800
		7.7	8.1	7.8	8.0	7.90	8.0	8.3	8.6	8.8	8.45	2.900	2.900	1.450							
6.		LEHTONEN Essi - Finlande / FINLANDE																			17.700
		7.8	7.6	7.7	7.9	7.75	8.5	8.4	8.9	8.5	8.50	2.900	2.900	1.450							
7.		BRESCA Sophia - France / FRANCE																			17.550
		8.2	8.0	8.0	8.1	8.05	8.4	8.0	8.6	8.0	8.25	2.500	2.500	1.250							
8.		MOSCA Beatriz - Portugal / PORTUGAL																			17.500
		7.7	7.8	7.7	7.0	7.70	8.5	8.1	8.5	8.5	8.50	2.600	2.600	1.300							
9.		MALTSENKO Greta - Estonie / ESTONIE																			17.450
		7.8	7.8	7.9	8.0	7.85	8.2	8.1	8.0	8.5	8.15	2.900	2.900	1.450							
10.		LE BARON Flora - France / FRANCE																			17.400
		8.1	8.1	8.0	8.3	8.10	8.0	8.1	8.0	8.5	8.05	2.500	2.500	1.250							
11.		ADAMEC Vanessa - Autriche / AUTRICHE																			17.100
		8.2	8.0	8.4	8.4	8.30	7.5	8.0	8.5	8.0	8.00	2.600	2.600	1.300	0.50	0.50	-0.50				
12.		HALTTUNEN Riina - Finlande / FINLANDE																			17.050
		7.8	7.6	7.7	7.8	7.75	8.0	7.9	8.1	8.2	8.05	2.500	2.500	1.250							















# Results

## FINALS - AGE GROUP 1 - INDIVIDUAL WOMEN

Superior Jury			Chair of Judges Panel			Line			
LUKINA Svetlana			FIG	PHILIPPI Christina			AUT	XI Yi Lin	CHN
								OTHZEN Ullakarin	SW
Artistic			Execution			Difficulty / Deduction			
J1	CEPULIS Robert	LTU	J5	FERENTINOU Lefki	GRE	J9	COLOMBIER Karine	FRA	
J2	FELIX Maria	POR	J6	OTHZEN Ullakarin	SW	J10	KOLJANDER Tiina	FIN	
J3	TULSKAJA Tatjana	EST	J7	LENCLOS Laetitia	FRA				
J4	COIRE Beatrice	FRA	J8	TALALAY Margarita	ISR	Time :			



Rank		J				Artistic		Execution				Difficulty			Deduction			Penalty		Score	
		J1	J2	J3	J4	Total	J5	J6	J7	J8	Total	J9	J10	Total	J9	J10	Total	Line	CJP		
13.		<b>KETTUNEN Helmi Lotta - Finlande / FINLANDE</b>																			17.000
		7.7	7.8	7.9	7.3	7.75	7.8	8.1	8.2	7.7	7.95	2.600	2.600	1.300							
14.		<b>COMBELLES LACHOWSKI Anouchka - France / FRANCE</b>																			16.600
		8.0	7.9	7.7	7.6	7.80	8.0	8.1	7.8	7.4	7.90	1.800	1.800	0.900							
15.		<b>AMESTOY Claire - France / FRANCE</b>																			16.400
		7.9	7.8	7.8	7.7	7.80	7.6	7.8	7.8	7.7	7.75	1.700	1.700	0.850							
16.		<b>RESENDES Daniela - Portugal / PORTUGAL</b>																			16.400
		7.4	7.9	7.7	7.9	7.80	7.5	7.3	7.2	6.8	7.25	2.700	2.700	1.350							
17.		<b>DIAS Maria - Portugal / PORTUGAL</b>																			16.150
		7.3	7.5	7.2	7.5	7.40	7.4	7.6	7.6	7.9	7.60	2.300	2.300	1.150							
18.		<b>PEREIRA Laura - Portugal / PORTUGAL</b>																			15.900
		7.6	7.8	7.5	7.5	7.55	7.0	7.4	6.8	7.0	7.00	2.700	2.700	1.350							
19.		<b>BOSMAN Time - Belgique / BELGIQUE</b>																			13.050
		6.7	6.8	6.3	6.3	6.50	5.9	6.1	5.5	5.9	5.90	1.300	1.300	0.650							
20.		<b>EECKHOUDT Femke - Belgique / BELGIQUE</b>																			13.000
		6.8	6.7	6.3	6.6	6.65	5.5	5.8	6.3	5.7	5.75	1.200	1.200	0.600							
21.		<b>VERBEKE Laura - Belgique / BELGIQUE</b>																			12.700
		6.3	6.7	6.4	6.7	6.55	6.3	5.7	5.7	5.0	5.70	1.300	1.300	0.650				-0.2			
22.		<b>VERBEKE Lisa - Belgique / BELGIQUE</b>																			11.550
		6.4	6.3	6.3	6.6	6.35	5.1	5.2	5.5	4.6	5.15	1.100	1.100	0.550	0.50	0.50	-0.50				





# Results

## FINALS - AGE GROUP 1 - GROUP

Rank		Artistic Total	Execution Total	Difficulty Total	Deduction Total	Penalty Line CJP	Score
1.		<b>France Ensemble 1</b>					<b>18.176</b>
	Coef. :1.90	8.25	8.40	1.526			
		BOULLIER Justine (2000) / BRESKA Sophia (2000) / BUGALHO Florian (2000) / LE BARON Flora (2000) / MENDES Aude (2000) / VANDROUX Marine (2000)					
2.		<b>Portugal Ensemble 1</b>					<b>16.752</b>
	Coef. :1.90	7.80	7.90	1.052			
		BRANDAO Beatriz (2000) / CARDOSO Ines (2000) / CARVALHO Ana Rita (2000) / CONCEICAO Carolina (2000) / COUTINHO Maria (2000) / SOUTO Carlota (2000)					









# Results

## FINALS - AGE GROUP 1 - GROUP

<b>Superior Jury</b>			<b>Chair of Judges Panel</b>			<b>Line</b>		
LUKINA Svetlana			PHILIPPI Christina			XI Yi Lin		
FIG			AUT			OTHZEN Ullakarin		
						CHN		
						SW		
<b>Artistic</b>			<b>Execution</b>			<b>Difficulty / Deduction</b>		
J1 CEPULIS Robert			J5 FERENTINOU Lefki			J9 COLOMBIER Karine		
J2 FELIX Maria			J6 OTHZEN Ullakarin			J10 KOLJANDER Tiina		
J3 TULSKAJA Tatjana			J7 LENCLOS Laetitia			FRA		
J4 COIRE Beatrice			J8 TALALAY Margarita			FIN		
						Time :		

Rank		Artistic					Execution					Difficulty			Deduction			Penalty		Score
		J1	J2	J3	J4	Total	J5	J6	J7	J8	Total	J9	J10	Total	J9	J10	Total	Line	CJP	
1.		<b>France Ensemble 1</b>																		18.176
		8.3	8.3	8.2	8.1	8.25	8.4	8.5	8.0	8.4	8.40	2.900	2.900	1.526						
	Coef. :1.90	BOULLIER Justine (2000) / BRESKA Sophia (2000) / BUGALHO Florian (2000) / LE BARON Flora (2000) / MENDES Aude (2000) / VANDROUX Marine (2000)																		
2.		<b>Portugal Ensemble 1</b>																		16.752
		7.7	7.8	7.8	7.9	7.80	7.9	7.4	7.9	8.0	7.90	2.000	2.000	1.052						
	Coef. :1.90	BRANDAO Beatriz (2000) / CARDOSO Ines (2000) / CARVALHO Ana Rita (2000) / CONCEICAO Carolina (2000) / COUTINHO Maria (2000) / SOUTO Carlota (2000)																		








# AGE GROUP 2





# Results

## FINALS - AGE GROUP 2 - INDIVIDUAL MEN

Rank		Artistic Total	Execution Total	Difficulty Total	Deduction Total	Penalty Line CJP	Score
1.		<b>TACSIK Hunor - Hongrie / HONGRIE</b> 7.70	8.40	2.550			18.650
2.		<b>LUKOWITZ Robin - France / FRANCE</b> 7.80	7.95	1.900			17.650
3.		<b>HUGOT Joshua - France / FRANCE</b> 6.95	7.15	1.950		-0.1	15.950





# Results

## FINALS - AGE GROUP 2 - INDIVIDUAL MEN

**Superior Jury**  
LUKINA Svetlana

FIG

**Chair of Judges Panel**  
PHILIPPI Christina

AUT

**Line**  
XI Yi Lin CHN  
OTHZEN Ullakarin SW

### Artistic

**J1** CEPULIS Robert LTU  
**J2** FELIX Maria POR  
**J3** TULSKAJA Tatjana EST  
**J4** COIRE Beatrice FRA




### Execution

**J5** FERENTINOU Lefki GRE  
**J6** OTHZEN Ullakarin SW  
**J7** LENCLOS Laetitia FRA  
**J8** TALALAY Margarita ISR

### Difficulty / Deduction

**J9** COLOMBIER Karine FRA  
**J10** KOLJANDER Tiina FIN

Time :



Rank		J1	J2	J3	J4	Artistic Total	J5	J6	J7	J8	Execution Total	J9	J10	Difficulty Total	J9	J10	Deduction Total	Penalty Line	CJP	Score
1.		7.7	8.1	7.7	7.5	7.70	8.3	8.6	7.6	8.5	8.40	5.100	5.100	2.550						18.650
2.		7.9	8.0	7.7	7.6	7.80	8.0	7.9	7.6	8.2	7.95	3.800	3.800	1.900						17.650
3.		7.3	7.0	6.6	6.9	6.95	7.2	7.3	7.1	6.9	7.15	3.900	3.900	1.950				-0.1		15.950





# Results

## FINALS - AGE GROUP 2 - MIXED PAIR

Rank		Artistic Total	Execution Total	Difficulty Total	Deduction Total	Penalty Line CJP	Score
1.	 Coef. :2.00	<b>Hongrie Ensemble 1</b> 8.00 DEAK Anna (1996) / TACSIK Hunor (1996)	8.05	2.500			18.550
2.	 Coef. :2.00	<b>France Ensemble 1</b> 7.75 LUKOWITZ Robin (1997) / PICARD Deborah (1996)	7.30	1.600			16.650







# Results

## FINALS - AGE GROUP 2 - MIXED PAIR

### Superior Jury

LUKINA Svetlana

FIG

### Chair of Judges Panel

PHILIPPI Christina

AUT

### Line

XI Yi Lin

CHN

OTHZEN Ullakarin

SW

### Artistic

J1 CEPULIS Robert

LTU

J2 FELIX Maria

POR

J3 TULSKAJA Tatjana

EST

J4 COIRE Beatrice

FRA

### Execution

J5 FERENTINOU Lefki

GRE

J6 OTHZEN Ullakarin

SW

J7 LENCLOS Laetitia

FRA

J8 TALALAY Margarita

ISR

### Difficulty / Deduction



J9 COLOMBIER Karine

FRA

J10 KOLJANDER Tiina

FIN

Time :







Rank		Artistic					Execution					Difficulty			Deduction			Penalty		Score	
		J1	J2	J3	J4	Total	J5	J6	J7	J8	Total	J9	J10	Total	J9	J10	Total	Line	CJP		
1.		Hongrie Ensemble 1																			18.550
		8.0	8.0	8.1	8.0	8.00	7.6	8.0	8.3	8.1	8.05	5.000	5.000	2.500							
	Coef. :2.00	DEAK Anna (1996) / TACSIK Hunor (1996)																			
2.		France Ensemble 1																			16.650
		7.8	7.8	7.7	7.7	7.75	7.4	7.9	7.1	7.2	7.30	3.200	3.200	1.600							
	Coef. :2.00	LUKOWITZ Robin (1997) / PICARD Deborah (1996)																			





# Results

## FINALS - AGE GROUP 2 - TRIO

Rank		Artistic Total	Execution Total	Difficulty Total	Deduction Total	Penalty Line CJP	Score
1.	 Coef. :1.90	<b>Hongrie Ensemble 1</b> 8.35 DEAK Anna (1996) / MOLNAR Noemi (1996) / NAGY Barbara (1996)	8.25	2.578			19.178
2.	 Coef. :1.90	<b>Portugal Ensemble 3</b> 7.90 BOTELHO Ines (1996) / MINUCCI Luana (1996) / OLIVEIRA Tania (1996)	7.55	2.421			17.871
3.	 Coef. :1.90	<b>France Ensemble 1</b> 8.10 GIUNIPERO Laurena (1996) / LUKOWITZ Robin (1997) / PICARD Deborah (1996)	7.90	1.842			17.842
4.	 Coef. :1.90	<b>Finlande Ensemble 1</b> 7.65 KOLJANDER Mila (1996) / LEHTONEN Riina (1996) / SEMI Aliisa (1996)	7.50	1.894			17.044
5.	 Coef. :1.90	<b>Portugal Ensemble 1</b> 7.45 MADUREIRA Catia (1996) / MARTINS Angelica (1996) / OLIVEIRA Catarina (1996)	6.55	1.736			15.736
6.	 Coef. :1.90	<b>Portugal Ensemble 2</b> 7.55 FIDALGO Ana Carla (1996) / GERALDES Ines (1996) / PINHEIRO Carolina (1996)	6.25	1.052	-0.50	-0.1	14.252





# Results

## FINALS - AGE GROUP 2 - TRIO

### Superior Jury

LUKINA Svetlana

FIG

### Chair of Judges Panel

PHILIPPI Christina

AUT

### Line

XI Yi Lin

OTHZEN Ullakarin

CHN

SW

### Artistic

J1 CEPULIS Robert

LTU

J2 FELIX Maria

POR

J3 TULSKAJA Tatjana

EST

J4 COIRE Beatrice

FRA

### Execution

J5 FERENTINOU Lefki

GRE

J6 OTHZEN Ullakarin

SW

J7 LENCLOS Laetitia

FRA

J8 TALALAY Margarita

ISR

### Difficulty / Deduction







J9 COLOMBIER Karine

FRA

J10 KOLJANDER Tiina

FIN

Time :

Rank		Artistic					Execution					Difficulty			Deduction			Penalty		Score	
		J1	J2	J3	J4	Total	J5	J6	J7	J8	Total	J9	J10	Total	J9	J10	Total	Line	CJP		
1.	 Coef. :1.90	<b>Hongrie Ensemble 1</b>																			19.178
		8.2	8.3	8.4	8.4	8.35	8.0	8.1	8.4	8.5	8.25	4.900	4.900	2.578							
		DEAK Anna (1996) / MOLNAR Noemi (1996) / NAGY Barbara (1996)																			
2.	 Coef. :1.90	<b>Portugal Ensemble 3</b>																			17.871
		7.9	8.3	7.9	7.9	7.90	7.0	7.6	7.9	7.5	7.55	4.600	4.600	2.421							
		BOTELHO Ines (1996) / MINUCCI Luana (1996) / OLIVEIRA Tania (1996)																			
3.	 Coef. :1.90	<b>France Ensemble 1</b>																			17.842
		8.1	8.1	8.1	8.0	8.10	7.7	8.0	8.2	7.8	7.90	3.500	3.500	1.842							
		GIUNIPERO Laurena (1996) / LUKOWITZ Robin (1997) / PICARD Deborah (1996)																			
4.	 Coef. :1.90	<b>Finlande Ensemble 1</b>																			17.044
		7.6	7.5	7.7	7.7	7.65	7.4	7.3	7.6	8.0	7.50	3.600	3.600	1.894							
		KOLJANDER Mila (1996) / LEHTONEN Riina (1996) / SEMI Aliisa (1996)																			
5.	 Coef. :1.90	<b>Portugal Ensemble 1</b>																			15.736
		7.5	7.4	7.4	7.6	7.45	6.4	7.2	6.6	6.5	6.55	3.300	3.300	1.736							
		MADUREIRA Catia (1996) / MARTINS Angelica (1996) / OLIVEIRA Catarina (1996)																			
6.	 Coef. :1.90	<b>Portugal Ensemble 2</b>																			14.252
		7.2	7.6	7.5	7.6	7.55	6.5	6.0	5.8	6.8	6.25	2.000	2.000	1.052	0.50	0.50	-0.50	-0.1			
		FIDALGO Ana Carla (1996) / GERALDES Ines (1996) / PINHEIRO Carolina (1996)																			





# Results

## FINALS - AGE GROUP 2 - INDIVIDUAL WOMEN

Rank		Artistic Total	Execution Total	Difficulty Total	Deduction Total	Penalty Line CJP	Score
1.		<b>BARAQUET Clara - France / FRANCE</b> 8.35	8.55	2.600			19.500
2.		<b>DEAK Anna - Hongrie / HONGRIE</b> 8.05	8.65	2.600			19.300
3.		<b>MOLNAR Noemi - Hongrie / HONGRIE</b> 8.00	8.65	2.600			19.250
4.		<b>GIUNIPERO Laurena - France / FRANCE</b> 8.10	8.42	2.600			19.120
5.		<b>SIBERER Michelle - Autriche / AUTRICHE</b> 8.15	8.37	2.550			19.070
6.		<b>BOTELHO Ines - Portugal / PORTUGAL</b> 8.10	8.35	2.500			18.950
7.		<b>NAGY Barbara - Hongrie / HONGRIE</b> 8.10	8.25	2.600			18.950
8.		<b>SCHIEFER Caroline - France / FRANCE</b> 7.85	8.37	2.500			18.720
9.		<b>PICARD Deborah - France / FRANCE</b> 8.05	8.45	2.200			18.700
10.		<b>SILVA Sara - Portugal / PORTUGAL</b> 8.30	8.10	1.800			18.200
11.		<b>STROBL Jasmin - Autriche / AUTRICHE</b> 7.65	8.00	2.500			18.150
12.		<b>FIDALGO Ana Carla - Portugal / PORTUGAL</b> 7.80	7.95	2.050			17.800
13.		<b>ROPITAL Oceane - France / FRANCE</b> 7.75	8.05	1.900			17.700
14.		<b>MINUCCI Luana - Portugal / PORTUGAL</b> 8.05	7.65	1.900			17.600
15.		<b>TANNIL Alana - Estonie / ESTONIE</b> 7.40	8.15	2.000			17.550





# Results

## FINALS - AGE GROUP 2 - INDIVIDUAL WOMEN

Rank		Artistic Total	Execution Total	Difficulty Total	Deduction Total	Penalty Line CJP	Score
16.		<b>SEMI Aliisa - Finlande / FINLANDE</b>					17.250
		7.45	7.75	2.050			
17.		<b>OLIVEIRA Tania - Portugal / PORTUGAL</b>					17.250
		8.20	7.30	1.750			
18.		<b>JOLLIVET Eileen - France / FRANCE</b>					16.950
		7.40	7.60	1.950			
19.		<b>PONSI Paloma - Finlande / FINLANDE</b>					16.900
		7.50	7.50	1.900			
20.		<b>DROT Aimy - France / FRANCE</b>					16.850
		7.50	7.35	2.000			
21.		<b>BALOGH Biborka - Hongrie / HONGRIE</b>					16.800
		7.45	7.30	2.050			
22.		<b>KOSKINEN Jasmin - Finlande / FINLANDE</b>					16.650
		7.35	7.55	1.750			
23.		<b>STAMATINA Papailiou - Grèce / GRECE</b>					16.650
		7.50	7.35	1.800			
24.		<b>COURTMANS Kimberly - Belgique / BELGIQUE</b>					16.500
		7.25	7.25	2.000			
25.		<b>ORLY Ella - Israël / ISRAEL</b>					16.450
		7.45	7.75	1.750	-0.50		
26.		<b>MADUREIRA Catia - Portugal / PORTUGAL</b>					15.750
		7.70	6.85	1.200			
27.		<b>MARTINS Angelica - Portugal / PORTUGAL</b>					15.400
		7.45	6.95	1.500	-0.50		
28.		<b>PINHEIRO Carolina - Portugal / PORTUGAL</b>					15.400
		7.45	6.65	1.300			
29.		<b>GUNS Laura - Belgique / BELGIQUE</b>					14.350
		7.10	6.70	1.250	-0.50	-0.2	
30.		<b>GERALDES Ines - Portugal / PORTUGAL</b>					14.200
		7.45	6.10	1.150	-0.50		







# AQUAE - Aerobic Gymnastics

Aix-les-Bains, FRA

24-25 March 2012

## Results

### FINALS - AGE GROUP 2 - INDIVIDUAL WOMEN

Superior Jury  
LUKINA Svetlana

FIG

Chair of Judges Panel

PHILIPPI Christina

AUT

Line

XI Yi Lin  
OTHZEN Ullakarin

CHN  
SW

#### Artistic

J1 CEPULIS Robert  
J2 FELIX Maria  
J3 TULSKAJA Tatjana  
J4 COIRE Beatrice

LTU  
POR  
EST  
FRA

#### Execution

J5 FERENTINOU Lefki  
J6 OTHZEN Ullakarin  
J7 LENCLOS Laetitia  
J8 TALALAY Margarita

GRE  
SW  
FRA  
ISR

#### Difficulty / Deduction

J9 COLOMBIER Karine  
J10 KOLJANDER Tiina

FRA  
FIN

Time :

Rank		J1	J2	J3	J4	Artistic Total	J5	J6	J7	J8	Execution Total	J9	J10	Difficulty Total	J9	J10	Deduction Total	Penalty Line CJP	Score
1.																			
	<b>BARAQUET Clara - France / FRANCE</b>	8.2	8.4	8.4	8.3	8.35	8.4	8.8	8.6	8.5	8.55	5.200	5.200	2.600					19.500
2.																			
	<b>DEAK Anna - Hongrie / HONGRIE</b>	8.1	8.1	8.0	7.8	8.05	8.5	8.6	8.7	8.7	8.65	5.200	5.200	2.600					19.300
3.																			
	<b>MOLNAR Noemi - Hongrie / HONGRIE</b>	8.3	7.8	8.0	8.0	8.00	8.5	8.5	8.8	8.8	8.65	5.200	5.200	2.600					19.250
4.																			
	<b>GIUNIPERO Laurena - France / FRANCE</b>	7.9	8.1	8.1	8.1	8.10	8.2	8.2	8.6	8.7	8.42	5.200	5.200	2.600					19.120
5.																			
	<b>SIBERER Michelle - Autriche / AUTRICHE</b>	8.2	8.1	8.2	7.9	8.15	8.0	8.2	8.6	8.7	8.37	5.100	5.100	2.550					19.070
6.																			
	<b>BOTELHO Ines - Portugal / PORTUGAL</b>	8.1	8.3	8.1	7.8	8.10	8.0	8.1	8.5	8.8	8.35	5.000	5.000	2.500					18.950
7.																			
	<b>NAGY Barbara - Hongrie / HONGRIE</b>	8.1	8.1	8.1	7.9	8.10	8.3	8.1	8.2	8.5	8.25	5.200	5.200	2.600					18.950
8.																			
	<b>SCHIEFER Caroline - France / FRANCE</b>	8.1	7.8	7.8	7.9	7.85	8.1	8.2	8.6	8.6	8.37	5.000	5.000	2.500					18.720
9.																			
	<b>PICARD Deborah - France / FRANCE</b>	8.0	8.0	8.2	8.1	8.05	8.3	8.7	8.6	8.3	8.45	4.400	4.400	2.200					18.700
10.																			
	<b>SILVA Sara - Portugal / PORTUGAL</b>	8.2	8.4	8.4	7.5	8.30	8.2	7.8	8.1	8.1	8.10	3.600	3.600	1.800					18.200
11.																			
	<b>STROBL Jasmin - Autriche / AUTRICHE</b>	7.7	7.9	7.6	7.4	7.65	7.8	8.1	7.9	8.6	8.00	5.000	5.000	2.500					18.150
12.																			
	<b>FIDALGO Ana Carla - Portugal / PORTUGAL</b>	7.8	7.8	7.4	7.8	7.80	7.7	7.9	8.2	8.0	7.95	4.100	4.100	2.050					17.800





# Results

## FINALS - AGE GROUP 2 - INDIVIDUAL WOMEN

Superior Jury

Chair of Judges Panel

Line













Artistic

Execution

Difficulty / Deduction

J1	CEPULIS Robert	LTU	J5	FERENTINOU Lefki	GRE	J9	COLOMBIER Karine	FRA
J2	FELIX Maria	POR	J6	OTHZEN Ullakarin	SW	J10	KOLJANDER Tiina	FIN
J3	TULSKAJA Tatjana	EST	J7	LENCLOS Laetitia	FRA			
J4	COIRE Beatrice	FRA	J8	TALALAY Margarita	ISR			

Time :

Rank		Artistic					Execution					Difficulty			Deduction			Penalty		Score	
		J1	J2	J3	J4	Total	J5	J6	J7	J8	Total	J9	J10	Total	J9	J10	Total	Line	CJP		
13.		ROPITAL Oceane - France / FRANCE																			17.700
		7.8	7.7	7.7	8.0	7.75	7.7	8.6	8.1	8.0	8.05	3.800	3.800	1.900							
14.		MINUCCI Luana - Portugal / PORTUGAL																			17.600
		8.0	8.2	8.1	7.8	8.05	7.2	7.9	7.5	7.8	7.65	3.800	3.800	1.900							
15.		TANNIL Alana - Estonie / ESTONIE																			17.550
		7.4	7.1	7.4	7.4	7.40	8.2	7.9	8.1	8.4	8.15	4.000	4.000	2.000							
16.		SEMI Aliisa - Finlande / FINLANDE																			17.250
		7.8	7.4	7.4	7.5	7.45	7.8	8.0	7.7	7.7	7.75	4.100	4.100	2.050							
17.		OLIVEIRA Tania - Portugal / PORTUGAL																			17.250
		8.2	8.2	8.2	8.4	8.20	7.0	7.6	7.6	7.0	7.30	3.500	3.500	1.750							
18.		JOLLIVET Eileen - France / FRANCE																			16.950
		7.8	7.4	7.4	7.3	7.40	7.7	7.4	7.7	7.5	7.60	3.900	3.900	1.950							
19.		PONSI Paloma - Finlande / FINLANDE																			16.900
		7.3	7.5	7.5	7.5	7.50	7.8	7.6	7.4	7.0	7.50	3.800	3.800	1.900							
20.		DROT Aimy - France / FRANCE																			16.850
		7.5	7.8	7.4	7.5	7.50	7.3	8.3	7.4	7.1	7.35	4.000	4.000	2.000							
21.		BALOGH Biborka - Hongrie / HONGRIE																			16.800
		7.5	7.4	7.6	7.4	7.45	7.2	7.6	7.4	7.0	7.30	4.100	4.100	2.050							
22.		KOSKINEN Jasmin - Finlande / FINLANDE																			16.650
		7.4	7.3	7.2	7.4	7.35	7.3	7.8	7.6	7.5	7.55	3.500	3.500	1.750							
23.		STAMATINA Papailiou - Grèce / GRECE																			16.650
		7.8	7.4	7.3	7.6	7.50	7.4	7.7	7.3	7.3	7.35	3.600	3.600	1.800							
24.		COURTMANS Kimberly - Belgique / BELGIQUE																			16.500
		7.2	7.4	7.3	7.1	7.25	7.5	7.2	7.2	7.3	7.25	4.000	4.000	2.000							





# Results

## FINALS - AGE GROUP 2 - INDIVIDUAL WOMEN

Superior Jury

Chair of Judges Panel

Line

PHILIPPI Christina

AUT

XI Yi Lin

CHN

OTHZEN Ullakarin

SW

Artistic

Execution

Difficulty / Deduction

J1 CEPULIS Robert

LTU

J5 FERENTINOU Lefki

GRE

J9 COLOMBIER Karine

FRA

J2 FELIX Maria

POR

J6 OTHZEN Ullakarin

SW

J10 KOLJANDER Tiina

FIN

J3 TULSKAJA Tatjana

EST

J7 LENCLOS Laetitia

FRA







J4 COIRE Beatrice

FRA

J8 TALALAY Margarita

ISR

Time :


Rank		Artistic					Execution					Difficulty			Deduction			Penalty		Score
		J1	J2	J3	J4	Total	J5	J6	J7	J8	Total	J9	J10	Total	J9	J10	Total	Line	CJP	
25.		ORLY Ella - Israël / ISRAEL																		16.450
		7.5	7.3	7.4	7.6	7.45	7.9	7.7	7.5	7.8	7.75	3.500	3.500	1.750	0.50	0.50	-0.50			
26.		MADUREIRA Catia - Portugal / PORTUGAL																		15.750
		7.7	7.6	7.7	7.8	7.70	7.1	6.6	7.1	6.5	6.85	2.400	2.400	1.200						
27.		MARTINS Angelica - Portugal / PORTUGAL																		15.400
		7.6	7.4	7.5	7.0	7.45	6.9	7.5	6.9	7.0	6.95	3.000	3.000	1.500	0.50	0.50	-0.50			
28.		PINHEIRO Carolina - Portugal / PORTUGAL																		15.400
		7.5	7.5	7.3	7.4	7.45	6.8	6.8	6.5	6.4	6.65	2.600	2.600	1.300						
29.		GUNS Laura - Belgique / BELGIQUE																		14.350
		7.2	7.1	7.1	7.1	7.10	6.7	6.8	6.7	6.5	6.70	2.500	2.500	1.250	0.50	0.50	-0.50	-0.2		
30.		GERALDES Ines - Portugal / PORTUGAL																		14.200
		7.4	7.5	7.4	7.6	7.45	6.0	6.2	6.6	6.0	6.10	2.300	2.300	1.150	0.50	0.50	-0.50			





# Results

## FINALS - AGE GROUP 2 - GROUP

Rank		Artistic Total	Execution Total	Difficulty Total	Deduction Total	Penalty Line CJP	Score
1.		<b>France Ensemble 1</b>					<b>17.644</b>
	Coef. :1.90	8.20	7.55	1.894			
	BARAQUET Clara (1995) / GIUNIPERO Laurena (1996) / JOLLIVET Eileen (1997) / PICARD Deborah (1996) / ROPITAL Oceane (1995) / SCHIEFER Caroline (1995)						



